



Expect More Arizona[®]
THE MOVEMENT FOR
WORLD-CLASS EDUCATION

Data Driven Decision Making

Arizona Education Progress Meter





**Expect More Arizona
brings diverse
groups of people
together to find and
implement solutions
to Arizona's most
pressing education
issues**

Shared Vision: An excellent education for every student every step of the way.



History of Education Progress Meter

- Partnership between Expect More Arizona and Center for the Future of Arizona
- It all started with Gallup
- Involved input from hundreds of stakeholders and experts
- Launched in 2016

Arizona Education Progress Meter

QUALITY EARLY LEARNING

24%

Percent of three and four year old children that are in quality early learning settings.

3RD GRADE READING

44%

Percent of 3rd grade students who scored proficient or highly proficient on the AzMERIT English language arts assessment.

8TH GRADE MATH

41%

Percent of 8th grade students who are prepared to be successful in high school math.

HIGH SCHOOL GRADUATION

78%

Percent of high school students who graduate in 4 years.

OPPORTUNITY YOUTH

13%

Percent of 16-24 year olds NOT going to school or working.

POST HIGH SCHOOL ENROLLMENT

53%

Percent of high school graduates enrolled in postsecondary education the semester after graduating high school.

ATTAINMENT

45%

Percent of Arizona residents age 25-64 who have completed a 2-or 4-year degree or received an industry certificate.

TEACHER PAY

ARIZONA RANKS

49

Arizona's ranking compared to other states for median elementary teacher pay.
*Adjusted for cost of living.

**When We Have Shared
Goals, We Can Make
Progress Together**

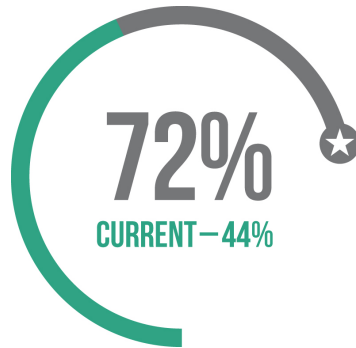


2030 GOALS

Quality Early Learning



3rd Grade Reading



8th Grade Math



High School Graduation



Opportunity Youth



Post High School Enrollment



Attainment



Elementary Teacher Pay

REACH NATIONAL
MEDIAN BY 2022
CURRENT -
ARIZONA RANKS
49TH

School, City, County & Demographic Data



CURRENT STATUS FOR:

Arizona

Type in County, City, District, School

State

Arizona

County

- Apache
- Cochise
- Cochise-Santa Cruz
- Coconino
- E. Pinal-Gila-Graham-Greenlee
- Gila
- Graham

Stars indicate the statewide goal. City, district and school data are available for selected areas.

Learn more about the data here.



QUALITY EARLY LEARNING

Percent of Arizona 3- and 4-year old children that are in quality early learning settings.



THIRD GRADE READING

Percent of Arizona 3rd grade students who scored Proficient or Highly Proficient on the AzMERIT 3rd grade English language arts assessment.



HIGH SCHOOL GRADUATION RATE

Percent of Arizona high school students graduating in 4 years.

EIGHTH GRADE MATH

Percent of Arizona 8th grade students who are prepared to be successful in high school math.

School, City, County & Demographic Data



[PROGRESS METER](#) [ABOUT THE METRICS](#) [RESOURCES](#)

THIRD GRADE READING ▾

FILTER RESULTS

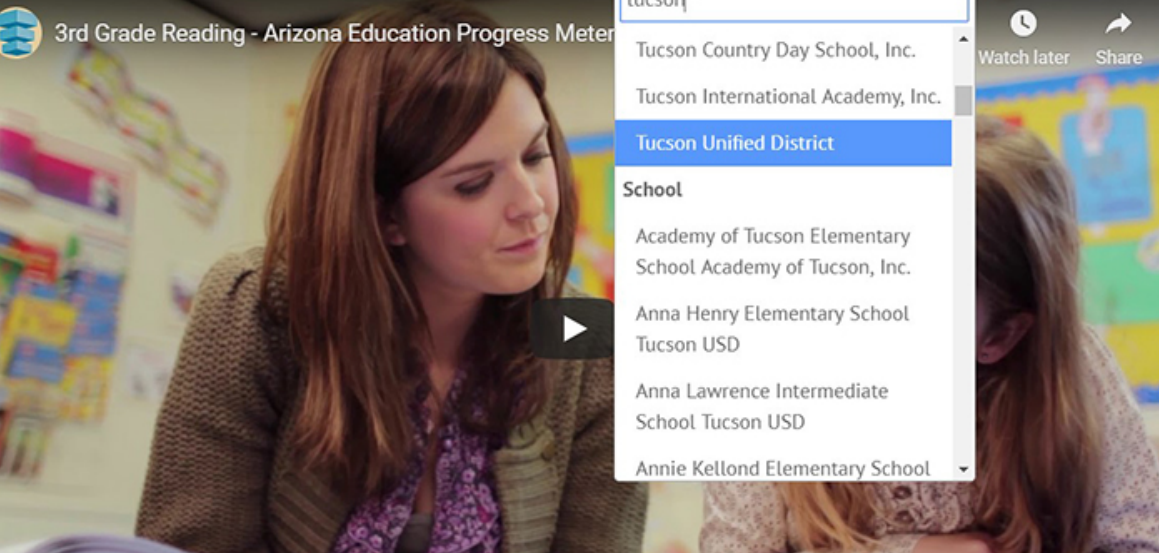
Tucson Unified District ▾

All Students ▾

RESET

- tucson
- Tucson Country Day School, Inc.
- Tucson International Academy, Inc.
- Tucson Unified District
- School
 - Academy of Tucson Elementary School Academy of Tucson, Inc.
 - Anna Henry Elementary School Tucson USD
 - Anna Lawrence Intermediate School Tucson USD
 - Annie Kellond Elementary School

3rd Grade Reading - Arizona Education Progress Meter



Percent of Arizona 3rd grade students who scored Proficient or Highly Proficient on the AzMERIT 3rd grade English language arts assessment.

School, City, County & Demographic Data



[PROGRESS METER](#) [ABOUT THE METRICS](#) [RESOURCES](#)

HIGH SCHOOL GRADUATION RATE ▾

FILTER RESULTS Yuma Union High School District ▾

All Students ▾

RESET



High School Graduation - Arizona Education Progress Meter

- All Students
- White
- Hispanic/Latino
- African American
- Native American
- Asian
- Limited English Proficient
- Economically Disadvantaged
- Students With Disabilities



Percent of Arizona high school students graduating in 4 years.

Using Data to Address Achievement Gaps

	ARIZONA	WHITE	LATINO	NATIVE AM	POVERTY	GOAL
Quality Early Learning	24%	N/A	N/A	N/A	N/A	45%
3 rd Grade Reading	44%	59%	33%	21%	31%	72%
8 th Grade Math	41%	55%	29%	19%	27%	69%
HS Graduation	78%	83%	75%	67%	72%	90%
Opportunity Youth	13%	10%	13%	29%	N/A	7%
Post HS Enrollment	53%	N/A	N/A	N/A	N/A	70%
Attainment	45%	54%	26%	17%*	N/A	60%

**Only includes 2- and 4- year degrees for this group*

Last Update: May 2019



Used by Influencers Across the State

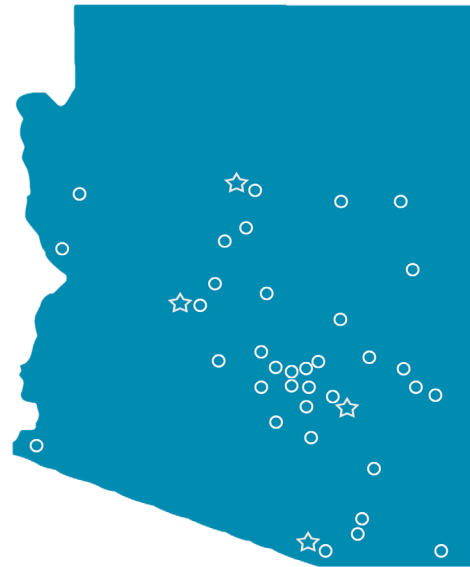
- 📊 Policymakers
- 📊 City & Towns
- 📊 Funders
- 📊 Advocacy Organizations
- 📊 Nonprofits
- 📊 Business
- 📊 Schools
- 📊 Media



Local Government Adoption of the Education Progress Meter and Attainment Goal

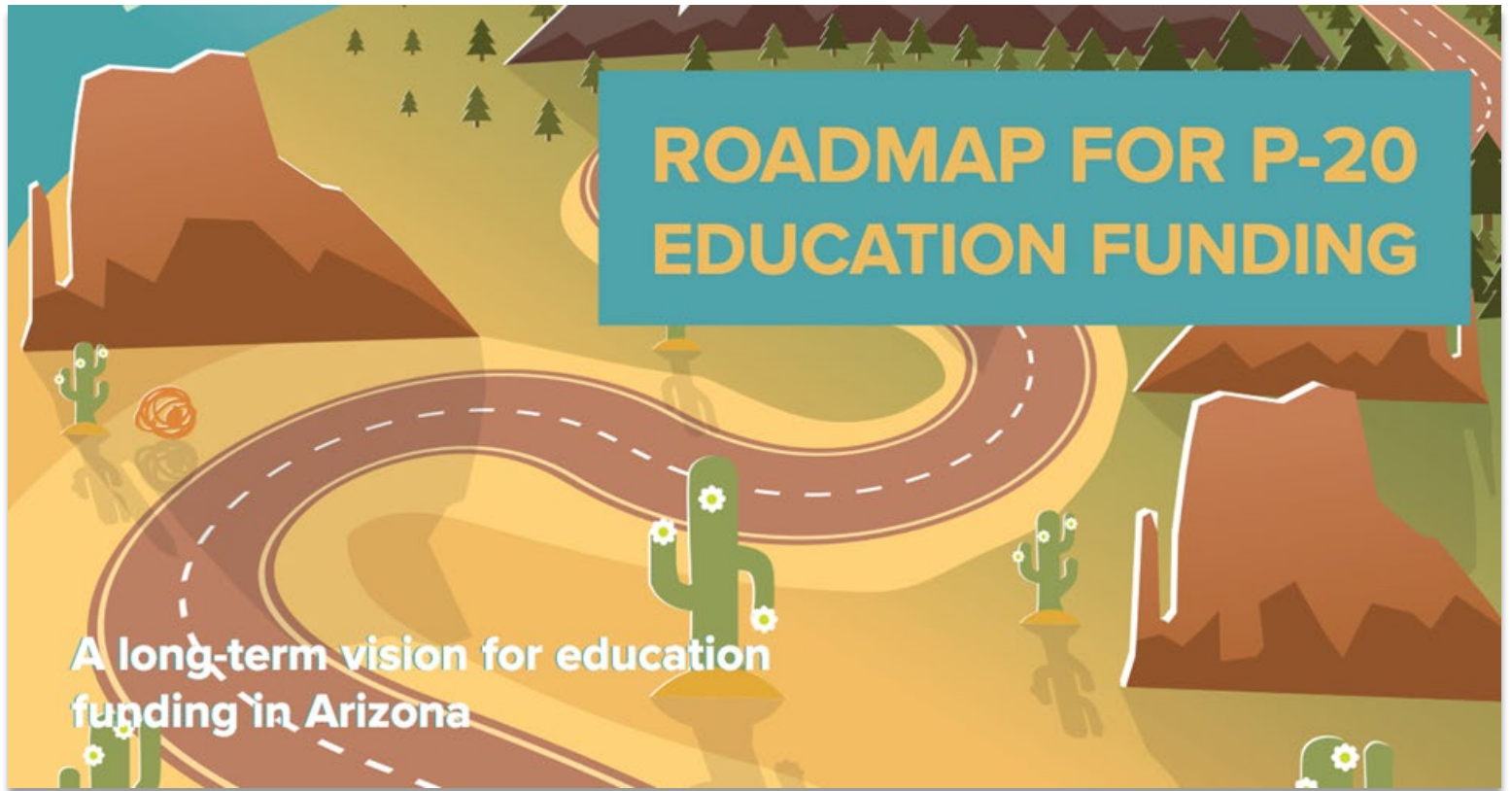
City of Apache Junction
City of Buckeye
City of Casa Grande
City of Chandler
City of Coolidge
City of Cottonwood
City of Douglas
City of Eloy
City of Flagstaff
City of Glendale
City of Holbrook
City of Kingman
City of Maricopa
City of Mesa
City of Nogales

City of Phoenix
City of Prescott
City of San Luis
City of Scottsdale
City of Sedona
City of Show Low
City of Tempe
City of Tolleson
City of Tucson
City of Winslow
Coconino County
La Paz County
Lake Havasu City
Pinal County
Santa Cruz County



Town of Camp Verde
Town of Florence
Town of Hayden
Town of Kearny
Town of Mammoth
Town of Marana
Town of Oro Valley
Town of Payson
Town of Prescott Valley
Town of Queen Creek
Town of Sahuarita
Town of Superior
Town of Winkelman
Yavapai County

Using Data to Drive Investments



ROADMAP FOR P-20 EDUCATION FUNDING

A long-term vision for education
funding in Arizona

Storytelling – What Programs Are Moving the Needle

ina[®] JOIN US
ATION
MAP ABOUT BROWSE STORIES SUBMIT

The Expect More

Excellence Tour

Spotlights what Arizonans are doing today to make progress toward world-class education, and celebrates the kind of excellence we expect and believe must be available to all students. The goal is to elevate our aspirations to expect more and commit to making excellence for all a reality.

If you know of an example of excellence that is delivering the kind of results that move us closer to world-class excellence for all Arizona students, submit your story today!

SUBMIT STORY

Spread the Word

Tweet About the Tour
 Like the Tour Like 38

Email Someone About the Tour

1,662,417 THUMBS UP

1,227,618 Views

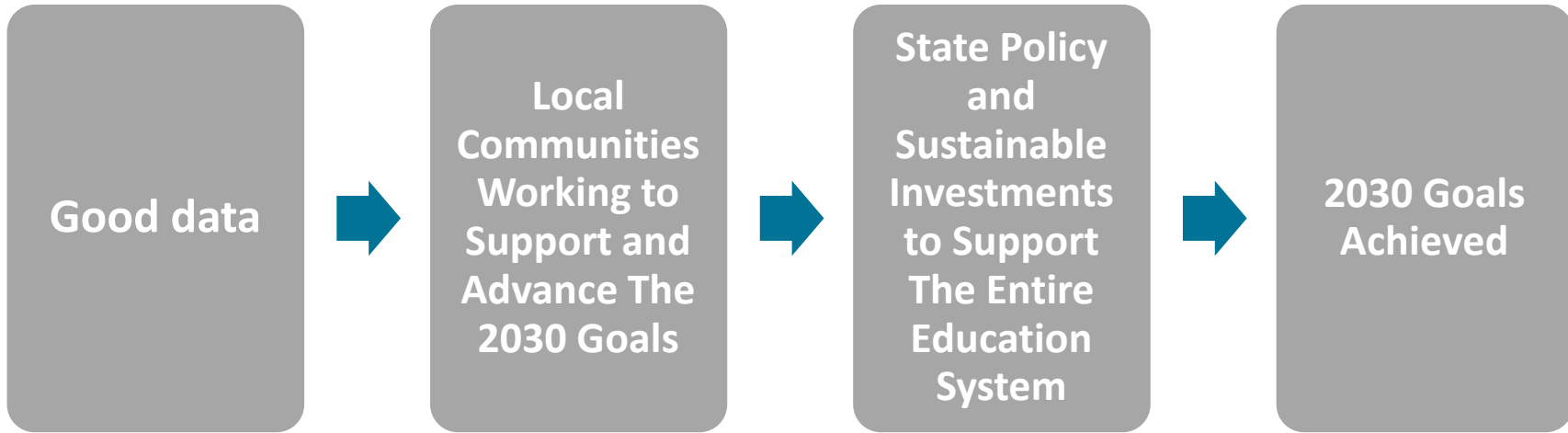
426,746 Likes

7,614 Shares

309 Tweets

130 Pins

Goals Will Not Be Reached Overnight



Questions?



ExpectMoreArizona



@ExpectMoreAZ

ExpectMoreArizona.org/Progress

Christine Thompson: Christine@expectmorearizona.org

