



# WUUE

Western  
Undergraduate  
Exchange

Enrollment Report  
Fall 2004

WICHE

  
Western Interstate Commission for Higher Education

[www.wiche.edu/sep/wue](http://www.wiche.edu/sep/wue)

## CONTENTS

Introduction.....	vi
Table 1 – Fall 2004 Enrollment Summary .....	1
Table 2A – Enrollment at Two-Year Institutions, Fall 2004 .....	2
Table 2B – Enrollment at Four-Year Institutions, Fall 2004.....	3
Table 3 – Migration by State, Fall 2004 .....	4
Chart 1 – Five-Year Summary of Students Sent .....	5
Chart 2 – Five-Year Summary of Students Received .....	6
Table 4 – Enrollment by Program	
Alaska .....	7
University of Alaska Anchorage.....	7
University of Alaska Fairbanks.....	8
University of Alaska Southeast .....	10
Arizona.....	11
Arizona Western College.....	11
Central Arizona College.....	11
Chandler-Gilbert Community College .....	12
Cochise College.....	13
Coconino Community College.....	13
Gateway Community College.....	14
Glendale Community College.....	14
Mesa Community College .....	15
Mohave Community College .....	16
Paradise Valley Community College.....	16
Phoenix College.....	17
Pima Community College.....	17
Scottsdale Community College .....	17
South Mountain Community College.....	19

Yavapai College.....	19
Northern Arizona University.....	19
University of Arizona South .....	21
California.....	22
California Maritime Academy.....	22
Colorado .....	23
Aims Community College .....	23
Arapahoe Community College .....	23
Colorado Northwestern Community College.....	23
Community College of Aurora .....	24
Community College of Denver .....	24
Front Range Community College.....	25
Lamar Community College.....	25
Morgan Community College.....	26
Northeastern Junior College.....	26
Otero Junior College.....	26
Pikes Peak Community College .....	27
Pueblo Community College.....	27
Red Rocks Community College .....	27
Trinidad State Junior College .....	28
Adams State College of Colorado .....	28
Colorado State University .....	29
Colorado State University – Pueblo .....	30
Fort Lewis College .....	31
Mesa State College .....	32
Metropolitan State College of Denver .....	33
University of Colorado at Colorado Springs .....	33
University of Colorado at Denver.....	34
University of Northern Colorado .....	34
Western State College of Colorado.....	36
Hawaii.....	37
University of Hawaii at Hilo .....	37
University of Hawaii at Manoa .....	38

Idaho.....	41
College of Southern Idaho.....	41
North Idaho College.....	42
Boise State University.....	43
Idaho State University.....	45
Lewis-Clark State College .....	47
University of Idaho .....	47
Montana.....	51
Dawson Community College.....	51
Flathead Valley Community College .....	51
Miles Community College.....	51
University of Montana - Helena College of Technology .....	51
Montana State University – Billings.....	52
Montana State University – Bozeman.....	54
Montana State University – Northern .....	55
Montana Tech of the University of Montana .....	56
The University of Montana.....	57
University of Montana – Western .....	58
Nevada .....	60
Community College of Southern Nevada.....	60
Great Basin College.....	60
Truckee Meadows Community College .....	61
Western Nevada Community College.....	61
Nevada State College.....	62
University of Nevada, Las Vegas .....	62
University of Nevada, Reno.....	67
New Mexico.....	71
Eastern New Mexico University.....	71
Northern New Mexico Community College .....	71
New Mexico Highlands University .....	71
New Mexico Institute of Mining and Technology.....	72
New Mexico State University.....	72
The University of New Mexico .....	73

North Dakota .....	74
Bismarck State College .....	74
Lake Region State College .....	74
Minot State University – Bottineau .....	74
North Dakota State College of Science .....	74
Williston State College .....	75
Dickinson State University .....	75
Mayville State University .....	76
Minot State University .....	76
North Dakota State University .....	77
University of North Dakota .....	80
Valley City State University .....	82
Oregon .....	84
Oregon Institute of Technology .....	84
Oregon State University .....	84
Portland State University .....	85
Southern Oregon University .....	86
University of Oregon .....	86
Western Oregon University .....	87
South Dakota .....	89
Black Hills State University .....	89
Dakota State University .....	90
Northern State University .....	91
South Dakota School of Mines and Technology .....	92
South Dakota State University .....	93
University of South Dakota .....	95
Utah .....	97
College of Eastern Utah .....	97
Dixie State College of Utah .....	97
Salt Lake Community College .....	98
Snow College .....	99
Southern Utah University .....	100
The University of Utah .....	101
Utah State University .....	103
Utah Valley State College .....	105
Weber State University .....	105

Washington.....	108
Central Washington University .....	108
Eastern Washington University .....	109
The Evergreen State College .....	110
Washington State University .....	110
Western Washington University .....	112
Wyoming.....	113
Casper College .....	113
Central Wyoming College.....	114
Eastern Wyoming College.....	115
Laramie County Community College .....	116
Northwest College .....	117
Sheridan College .....	118
Western Wyoming Community College .....	120
University of Wyoming.....	121

# WESTERN UNDERGRADUATE EXCHANGE ENROLLMENT REPORT FALL 2004

## INTRODUCTION

Since its creation in 1988, the Western Undergraduate Exchange (WUE) has grown rapidly. More than 20,000 students are enrolled in 126 WUE institutions this year. With the addition of Arizona in 1999 and Washington in 1997, fourteen states are full participants in the program. In addition, as of Fall, 1998, selected programs in the states of Alaska, Hawaii, New Mexico, North Dakota, South Dakota, Washington, and Wyoming have agreed to accept students from all of the WICHE states, as does the California Maritime Academy.

Degree programs in WUE admit qualified residents of other participating states at a special WUE tuition rate that is 50 percent more than the institution's regular resident tuition.

For students and parents, the program helps meet the cost of college education. Sending states gain access to a wide variety of high quality academic programs that may not be available in every state. For receiving states and institutions, WUE can help build an enrollment base to strengthen programs, improve efficiency, and provide student diversity.

This report details the flow of students both *to* and *from* states. It lists the programs in which students from each state are enrolled, identified by the CIP code where available. Included are two charts showing a five-year summary of students *sent* and *received* from each state demonstrating the continued growth of the program. The report is based on enrollment data provided by the states and schools.

Policies governing the Western Undergraduate Exchange are made by WICHE on recommendation of the Programs and Services Committee of the WICHE Commission. Further information about the Western Undergraduate Exchange is available from State Certifying Officers and WICHE, and through the WUE web site ([www.wiche.edu/sep/wue](http://www.wiche.edu/sep/wue)).

February 2005  
**WICHE - Pub. # 2A333A**  
P.O. Box 9752  
Boulder, Colorado 80301-9752  
(303) 541-0214  
FAX: (303) 541-0291  
info-sep@wiche.edu  
0102:1C:1204:AG:2A333A

**Table 1  
Western Undergraduate Exchange  
Fall 2004 Enrollment Summary**

State Of Attendance (Number of institutions enrolling WUE students)	STATE OF RESIDENCE															Attendance Totals
	AK	AZ	CA	CO	HI	ID	MT	NV	NM	ND	OR	SD	UT	WA	WY	
<b>Alaska (4)</b>	--	11	67	32	13	13	19	4	10	4	45	7	12	77	14	328
<b>Arizona (18)</b>	204	--	195	304	38	50	56	235	214	8	131	20	206	156	53	1,870
<b>California (1)</b>	19	2	--	3	39	0	0	1	0	0	12	0	0	36	0	112
<b>Colorado (24)</b>	153	200	6	--	178	78	77	62	336	50	125	153	133	103	275	1,929
<b>Hawaii (2)</b>	108	70	1,019	199	--	69	39	35	30	9	187	26	23	286	21	2,121
<b>Idaho (6)</b>	160	13	2	38	8	--	186	79	9	3	302	11	38	489	65	1,403
<b>Montana (11)</b>	129	13	7	133	26	262	--	17	13	71	154	71	51	257	267	1,471
<b>Nevada (7)</b>	408	189	18	299	688	129	75	--	133	29	257	34	145	341	61	2,806
<b>New Mexico (9)</b>	8	32	57	6	4	5	2	6	--	0	4	2	6	9	4	145
<b>North Dakota (11)</b>	90	59	194	157	32	50	189	42	12	--	53	549	24	218	128	1,797
<b>Oregon (6)</b>	190	22	1	50	189	95	62	57	15	4	--	7	24	475	19	1,210
<b>South Dakota (6)</b>	27	27	133	137	5	15	130	13	8	255	18	--	17	26	497	1,308
<b>Utah (9)</b>	65	49	0	107	16	235	30	158	26	3	59	11	--	71	114	944
<b>Washington (5)</b>	108	15	64	21	61	147	87	16	8	5	134	1	10	--	13	690
<b>Wyoming (8)</b>	39	22	81	667	2	89	447	27	12	42	29	271	145	65	--	1,938
<b>Two-Year</b>	217	79	249	478	36	215	504	303	239	58	149	179	413	216	127	3,462
<b>Four-Year</b>	1,491	645	1,595	1,675	1,263	1,022	895	449	587	425	1,361	984	421	2,393	1,404	16,610
<b>GRAND TOTAL (127)</b>	<b>1,708</b>	<b>724</b>	<b>1,844</b>	<b>2,153</b>	<b>1,299</b>	<b>1,237</b>	<b>1,399</b>	<b>752</b>	<b>826</b>	<b>483</b>	<b>1,510</b>	<b>1,163</b>	<b>834</b>	<b>2,609</b>	<b>1,531</b>	<b>20,072</b>



**Table 2A**  
**Western Undergraduate Exchange**  
**Enrollment at Two-Year Institutions, Fall 2004**

State Of Attendance	STATE OF RESIDENCE															Attendance Totals
	AK	AZ	CA	CO	HI	ID	MT	NV	NM	ND	OR	SD	UT	WA	WY	
<b>Alaska (0)</b>	--	0	0	0	0	0	0	0	0	0	0	0	0	0	0	A
<b>Arizona (16)</b>	109	--	195	208	20	33	36	193	141	7	64	10	184	102	29	1,331
<b>California (0)</b>	0	0	--	0	0	0	0	0	0	0	0	0	0	0	0	B
<b>Colorado (14)</b>	21	24	1	--	0	22	17	18	74	12	21	30	55	16	52	363
<b>Hawaii (0)</b>	0	0	0	0	--	0	0	0	0	0	0	0	0	0	0	B
<b>Idaho (2)</b>	9	4	0	7	0	--	60	35	3	1	23	2	22	8	6	180
<b>Montana (4)</b>	2	0	1	0	0	2	--	0	0	9	4	9	11	3	4	45
<b>Nevada (4)</b>	50	14	2	7	7	5	7	--	6	0	9	1	4	2	0	114
<b>New Mexico (5)</b>	0	1	1	1	0	0	0	0	--	0	0	0	0	0	0	3
<b>North Dakota (5)</b>	2	14	17	23	0	6	0	5	2	--	6	0	6	30	11	122
<b>Oregon (0)</b>	0	0	0	0	0	0	0	0	0	0	--	0	0	0	0	B
<b>South Dakota (0)</b>	0	0	0	0	0	0	0	0	0	0	0	--	0	0	0	A
<b>Utah (4)</b>	11	13	0	26	8	75	4	35	7	0	6	2	--	26	25	238
<b>Washington (0)</b>	0	0	0	0	0	0	0	0	0	0	0	0	0	--	0	B
<b>Wyoming (7)</b>	13	9	32	206	1	72	380	17	6	29	16	125	131	29	--	1,066
<b>Residence Totals</b>	<b>217</b>	<b>79</b>	<b>249</b>	<b>478</b>	<b>36</b>	<b>215</b>	<b>504</b>	<b>303</b>	<b>239</b>	<b>58</b>	<b>149</b>	<b>179</b>	<b>413</b>	<b>216</b>	<b>127</b>	<b>3,462</b>

A = Not applicable

B = Not participating at this level

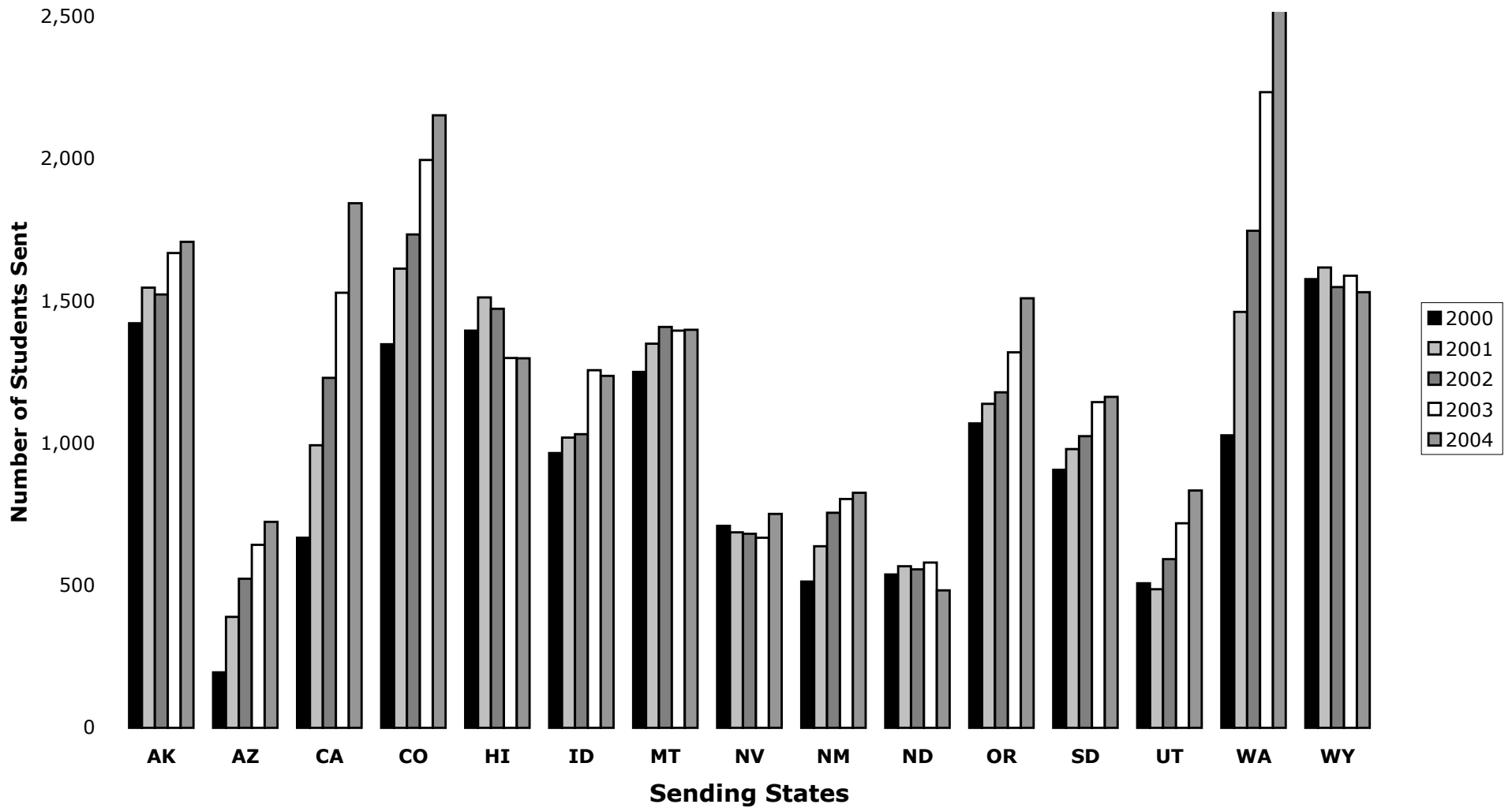
**Table 2B**  
**Western Undergraduate Exchange**  
**Enrollment at Four-Year Institutions, Fall 2004**

State Of Attendance	STATE OF RESIDENCE															Attendance Totals
	AK	AZ	CA	CO	HI	ID	MT	NV	NM	ND	OR	SD	UT	WA	WY	
<b>Alaska (4)</b>	--	11	67	32	13	13	19	4	10	4	45	7	12	77	14	328
<b>Arizona (2)</b>	95	--	0	96	18	17	20	42	73	1	67	10	22	54	24	539
<b>California (1)</b>	19	2	--	3	39	0	0	1	0	0	12	0	0	36	0	112
<b>Colorado (10)</b>	132	176	5	--	178	56	60	44	262	38	104	123	78	87	223	1,566
<b>Hawaii (2)</b>	108	70	1,019	199	--	69	39	35	30	9	187	26	23	286	21	2,121
<b>Idaho (4)</b>	151	9	2	31	8	--	126	44	6	2	279	9	16	481	59	1,223
<b>Montana (7)</b>	127	13	6	133	26	260	--	17	13	62	150	62	40	254	263	1,426
<b>Nevada (3)</b>	358	175	16	292	681	124	68	--	127	29	248	33	141	339	61	2,692
<b>New Mexico (4)</b>	8	31	56	5	4	5	2	6	--	0	4	2	6	9	4	142
<b>North Dakota (6)</b>	88	45	177	134	32	44	189	37	10	--	47	549	18	188	117	1,675
<b>Oregon (6)</b>	190	22	1	50	189	95	62	57	15	4	--	7	24	475	19	1,210
<b>South Dakota (6)</b>	27	27	133	137	5	15	130	13	8	255	18	--	17	26	497	1,308
<b>Utah (5)</b>	54	36	0	81	8	160	26	123	19	3	53	9	--	45	89	706
<b>Washington (5)</b>	108	15	64	21	61	147	87	16	8	5	134	1	10	--	13	690
<b>Wyoming (1)</b>	26	13	49	461	1	17	67	10	6	13	13	146	14	36	--	872
<b>Residence Totals</b>	<b>1,491</b>	<b>645</b>	<b>1,595</b>	<b>1,675</b>	<b>1,263</b>	<b>1,022</b>	<b>895</b>	<b>449</b>	<b>587</b>	<b>425</b>	<b>1,361</b>	<b>984</b>	<b>421</b>	<b>2,393</b>	<b>1,404</b>	<b>16,610</b>

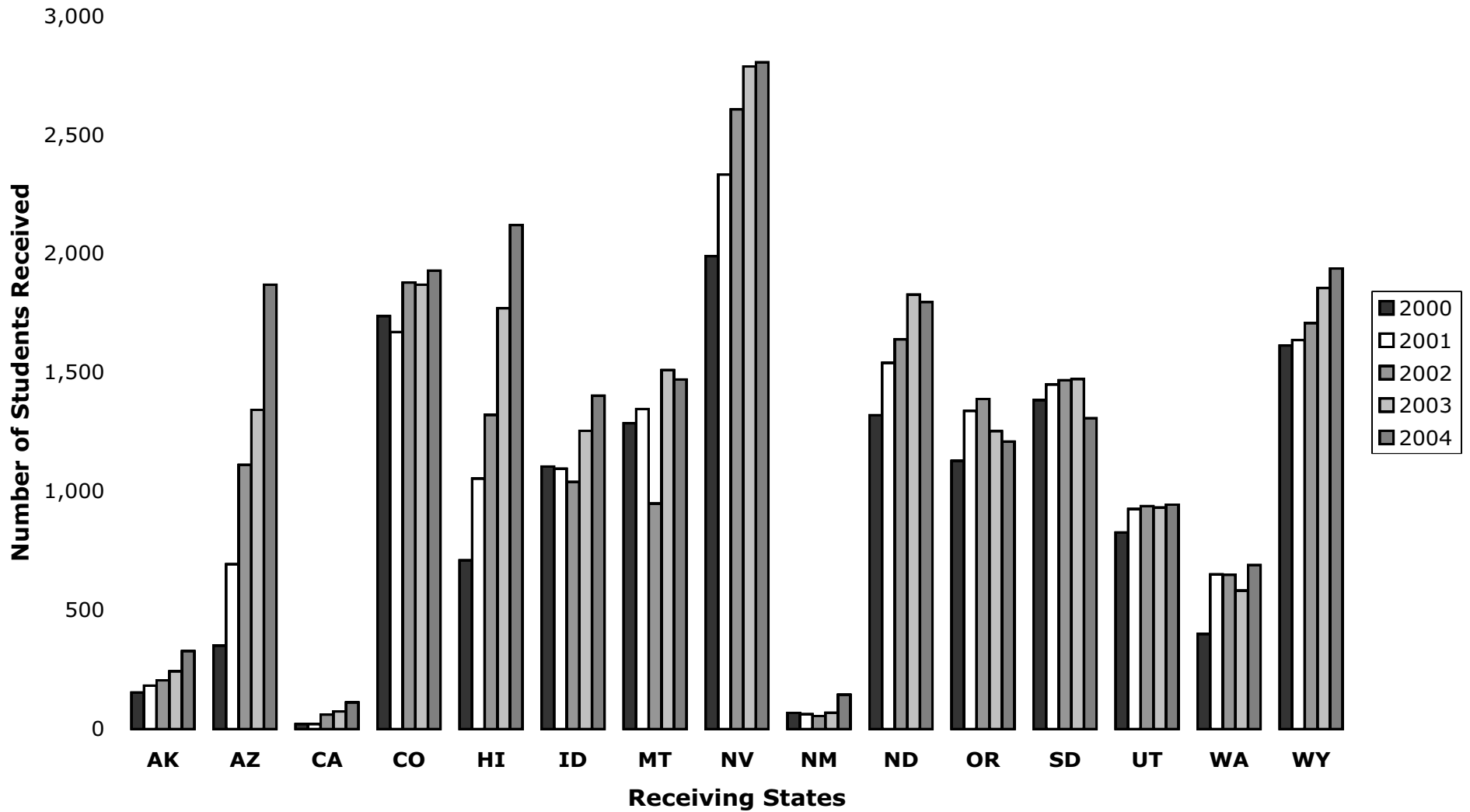
**Table 3**  
**Western Undergraduate Exchange**  
**Migration By State, Fall 2004**  
**Total Number Of Participating Students: 20,072**

<b>State</b>	<b>In</b>	<b>Out</b>	<b>Net Flow</b>	
Alaska	328	1,708	1,380	OUT
Arizona	1,870	724	-1,146	IN
California	112	1,844	1,732	OUT
Colorado	1,929	2,153	224	OUT
Hawaii	2,121	1,299	-822	IN
Idaho	1,403	1,237	-166	IN
Montana	1,471	1,399	-72	IN
Nevada	2,806	752	-2,054	IN
New Mexico	145	826	681	OUT
North Dakota	1,797	483	-1,314	IN
Oregon	1,210	1,510	300	OUT
South Dakota	1,308	1,163	-145	IN
Utah	944	834	-110	IN
Washington	690	2,609	1,919	OUT
Wyoming	1,938	1,531	-407	IN

**Chart 1**  
**Five-Year WUE Enrollment Summary**  
**New & Continuing Students Sent**



**Chart 2**  
**Five-Year WUE Enrollment Summary**  
**New & Continuing Students Received**



**Table 4: Enrollment by Program**

**ALASKA**

INSTITUTION AND PROGRAM	C.I.P. Number															Totals	
		AZ	CA	CO	HI	ID	MT	NV	NM	ND	OR	SD	UT	WA	WY		
<b>ALASKA FOUR-YEAR INSTITUTIONS (3)</b>																	
<b>University of Alaska Anchorage</b>																	
Accounting (AAS)	52.0301	0	0	0	0	0	0	0	0	0	0	0	0	0	1	0	1
Accounting (BBA)	52.0301	0	0	1	0	0	0	0	0	0	0	0	0	0	1	0	2
Air Traffic Control (AAS)	49.0105	0	1	1	0	0	0	0	0	0	2	1	2	4	0	11	
Anthropology (BA)	45.0201	0	0	0	0	0	0	0	1	0	0	0	0	0	0	1	
Anthropology (BS)	45.0201	0	0	1	0	0	0	0	0	0	0	1	0	0	0	2	
Art (BA)	50.0701	0	1	0	1	0	1	0	0	0	0	0	0	0	0	3	
Art (BFA)	50.0701	0	0	0	0	0	0	0	0	0	0	0	1	0	0	1	
Automotive Technology (AAS)	47.0604	0	1	0	0	0	0	0	0	0	0	0	0	0	0	1	
Aviation Technology (BS)	49.0104	0	3	3	2	1	0	0	0	0	1	0	3	3	0	16	
Biological Sciences (BS)	26.0101	1	0	0	1	0	0	0	0	0	1	0	0	1	0	4	
Business Administration (MBA)	52.0201	0	0	0	0	0	0	0	0	0	1	0	0	0	0	1	
Chemistry (BS)	40.0501	0	0	0	0	0	0	0	0	0	2	0	0	0	0	2	
Civil Engineering (BS)	14.0801	0	1	0	0	0	0	0	0	0	0	0	0	0	0	1	
Early Childhood Education (AAS)	19.0709	0	0	0	0	0	0	0	0	0	1	1	0	0	0	2	
Elementary Education (BA)	13.1202	0	0	0	0	0	1	0	0	0	1	0	0	0	0	2	
English (BA)	23.0101	0	0	0	0	0	0	0	1	0	0	0	0	1	0	2	
Finance (BBA)	52.0801	0	1	0	0	0	0	0	0	0	0	0	0	0	0	1	
General Program (AA)	24.0101	0	2	0	0	0	1	0	0	0	2	0	0	4	1	10	
Geological Science (BS)	40.0508	0	0	0	0	0	0	0	0	0	1	0	0	0	0	1	
History (BA)	54.0101	0	1	0	0	0	0	0	0	0	0	0	0	0	0	1	
Human Services (AAS)	51.1502	0	0	0	0	0	0	0	0	0	0	0	0	2	0	2	
Journalism & Public Communications (BA)	09.0401	0	1	1	1	0	0	0	0	0	0	0	0	2	0	5	
Justice (BA)	43.0199	0	1	0	0	0	0	0	0	0	0	0	0	1	0	2	
Management (BBA)	52.0201	0	0	1	1	0	0	0	0	0	0	0	0	1	0	3	
Marketing (BBA)	52.1401	0	0	0	1	0	0	0	0	1	0	0	0	1	0	3	
Medical Technology (BS)	51.1005	0	0	0	0	0	0	1	0	0	0	0	0	0	0	1	
Natural Science (BS)	30.0101	0	0	0	0	0	0	0	1	0	0	0	0	0	0	1	
Non-Degree Seeking (NDS)	01.0106	0	0	0	0	0	0	0	0	0	0	0	0	0	1	1	
Nursing Science (BS)	51.1601	0	1	0	0	0	0	0	0	0	0	0	1	1	0	3	

INSTITUTION AND PROGRAM	C.I.P. Number															Totals
		AZ	CA	CO	HI	ID	MT	NV	NM	ND	OR	SD	UT	WA	WY	
<b>University of Alaska Anchorage- cont'd</b>																
Philosophy (BA)	38.0101	0	1	0	0	0	0	0	0	0	0	0	0	1	0	2
Physical Education (BS)	31.0599	0	0	1	0	0	0	0	0	0	0	0	0	0	0	1
Political Science (BA)	45.1001	0	0	0	0	0	0	0	0	0	0	0	0	1	0	1
Pre-Major Civil Engineering (BS)	15.0201	0	0	0	0	0	0	0	0	0	0	0	0	1	0	1
Pre-Major Dental Hygiene (AAS)	51.0602	0	0	0	0	1	0	0	0	0	0	0	0	0	0	1
Pre-Major Elementary Education (BA)	13.1202	0	1	0	0	0	1	0	0	0	2	0	0	3	0	7
Pre-Major Fine Arts (BFA)	50.0799	0	0	0	0	2	0	0	0	0	0	1	0	0	0	3
Pre-Major Health Science (BS)	51.0899	0	0	0	0	0	1	0	0	0	0	0	0	0	0	1
Pre-Major Human Services (BHS)	12.9999	1	0	0	0	0	0	0	0	0	1	0	0	1	0	3
Pre-Major Languages (BA)	23.0101	0	0	0	1	0	0	0	0	0	0	0	0	1	0	2
Pre-Major Management (BBA)	52.0201	0	0	0	0	0	0	0	0	0	1	0	0	0	0	1
Pre-Major Medical Lab Tech (AAS)	51.1004	0	0	0	0	1	0	0	0	0	0	0	0	0	0	1
Pre-Major Nursing (AAS)	51.1601	1	0	0	0	0	0	0	0	0	2	0	0	0	0	3
Pre-Major Nursing Science (BS)	51.1608	0	3	1	0	0	1	0	1	1	4	0	0	5	1	17
Pre-Major Radiologic Technology (AAS)	51.0911	0	0	0	0	0	0	0	1	0	0	0	0	2	0	3
Pre-Major Social Work (BSW)	44.0701	0	1	0	0	0	0	0	0	0	0	1	0	0	0	2
Process Technology (AAS)	15.0699	0	0	0	0	0	0	0	0	0	1	0	0	0	0	1
Professional Piloting (AAS)	49.0102	0	0	0	0	0	1	0	0	0	1	0	0	1	1	4
Psychology (BA)	42.0101	1	4	0	1	0	0	0	0	0	1	0	0	2	1	10
Psychology (BS)	42.0102	0	0	0	0	0	0	0	1	0	0	0	0	0	0	1
Sociology (BA)	45.1101	0	0	0	0	0	0	0	0	0	0	1	0	0	0	1
Undeclared (BA)	01.0106	2	3	3	0	1	0	0	1	1	0	1	0	3	1	16
Welding & Non-Destruction Test (AAS)	48.0508	0	1	0	0	0	0	0	0	0	0	0	0	0	0	1
<b>SCHOOL TOTALS</b>		<b>6</b>	<b>28</b>	<b>13</b>	<b>9</b>	<b>6</b>	<b>7</b>	<b>1</b>	<b>7</b>	<b>3</b>	<b>25</b>	<b>7</b>	<b>7</b>	<b>44</b>	<b>6</b>	<b>169</b>
<b>University of Alaska Fairbanks</b>																
Accounting (BBA)	52.0301	0	0	0	0	0	0	1	0	0	0	0	0	0	0	1
Airframe & Power Plant (CT2)	41.0607	0	0	0	0	0	0	0	0	0	0	0	0	0	1	1
Alaska Native Studies (BA)	05.0202	0	0	0	0	0	0	0	0	0	1	0	0	0	0	1
Anthropology (BA)	45.0201	0	0	0	0	0	0	0	0	0	1	0	0	0	0	1
Anthropology (BS)	45.0201	0	0	0	0	0	0	0	0	0	0	0	0	1	0	1
Applied Business (AAS)	52.0201	0	0	0	0	0	0	0	0	0	0	0	1	0	0	1

INSTITUTION AND PROGRAM	C.I.P. Number															Totals
		AZ	CA	CO	HI	ID	MT	NV	NM	ND	OR	SD	UT	WA	WY	
<b>University of Alaska Fairbanks- cont'd</b>																
Biological Sciences (BS)	26.0101	0	5	2	1	1	1	1	0	0	1	0	0	3	0	15
Business Administration (BBA)	52.0201	0	2	1	0	0	1	0	0	0	0	0	0	0	0	4
Chemistry (BS)	40.0501	0	1	0	0	0	1	0	0	0	0	0	0	0	0	2
Civil Engineering (BS)	14.0801	0	2	0	0	0	0	0	0	0	0	0	0	0	0	2
Communication (BA)	09.0101	0	0	0	0	0	1	0	0	0	0	0	0	0	0	1
Computer Science (BS)	11.0101	0	1	0	0	0	1	0	1	0	0	0	0	0	0	3
Culinary Arts (AAS)	12.0503	0	0	0	0	0	0	0	0	0	0	0	0	1	0	1
Dental Assistant (TC)	51.0601	0	0	0	0	0	0	0	0	0	0	0	0	1	0	1
Economics (BA)	45.0601	0	0	1	0	0	0	0	0	0	0	0	0	0	0	1
Electrical Engineering (BS)	14.1001	0	0	0	0	0	0	0	0	0	0	0	0	1	0	1
Elementary Education (BA)	13.1202	0	0	1	0	0	0	0	0	0	0	0	0	1	1	3
Emergency Services (AAS)	43.0203	0	0	0	0	1	0	0	0	0	0	0	1	0	0	2
Engineering Non-Major (BS)	14.0101	0	0	0	0	0	1	0	0	0	0	0	0	0	0	1
English (BA)	23.0101	0	2	0	0	0	0	0	0	0	1	0	0	0	1	4
Fisheries (BS)	03.0301	0	1	0	0	0	0	0	0	0	0	0	0	0	0	1
Foreign Language (BA)	16.0101	1	0	0	0	0	0	0	0	0	1	0	0	1	0	3
General Program (AA)	24.0101	0	0	0	0	0	0	0	0	0	1	0	0	1	0	2
General Science (BS)	40.0101	0	0	0	0	0	0	0	0	0	1	0	0	0	0	1
General Studies (BA)	13.9999	0	0	1	0	1	0	0	0	0	0	0	0	1	1	4
Geography- Environmental Studies (BS)	45.0701	0	1	0	0	0	0	0	0	0	0	0	0	0	0	1
Geology (BS)	40.0601	0	1	0	0	0	0	0	0	0	2	0	0	3	0	6
History (BA)	54.0101	0	0	0	0	0	0	0	0	0	1	0	0	0	0	1
Human Services (AAS)	51.1599	0	0	0	0	0	0	0	0	0	2	0	0	0	0	2
Japanese (BA)	16.0302	0	1	0	0	0	0	0	0	0	0	0	0	1	0	2
Journalism (BA)	09.0401	0	0	0	0	0	1	0	0	0	0	0	0	1	0	2
Justice (BA)	43.0199	0	1	0	0	0	0	0	0	0	0	0	0	0	0	1
Mathematics (BS)	27.0101	0	0	0	0	0	0	0	0	0	0	0	0	1	0	1
Mechanical Engineering (BS)	14.1901	0	1	0	0	0	0	0	1	0	0	0	0	1	0	3
Natural Resource Management (BS)	03.9999	0	0	1	0	0	0	0	0	0	1	0	1	0	0	3
Non-Degree Seeking (NDS)	01.0106	0	1	0	0	0	0	0	0	0	0	0	0	1	0	2
Petroleum Engineering (BS)	14.2501	0	1	1	0	0	0	0	1	0	0	0	0	0	0	3
Philosophy (BA)	38.0101	0	0	0	0	0	0	0	0	0	0	0	1	0	0	1
Physics (BS)	40.0801	0	1	0	0	0	0	0	0	0	0	0	0	0	0	1



INSTITUTION AND PROGRAM	C.I.P. Number															Totals
		AZ	CA	CO	HI	ID	MT	NV	NM	ND	OR	SD	UT	WA	WY	
<b>University of Alaska Fairbanks- cont'd</b>																
Political Science (BA)	45.1001	0	1	1	0	0	0	0	0	0	0	0	0	0	0	2
Pre-General Studies (BI)	13.9999	0	0	1	0	0	0	0	0	0	0	0	0	0	0	1
Process Technology (AAS)	15.0699	0	0	0	1	0	0	0	0	0	0	0	0	0	0	1
Professional Piloting (AAS)	49.0102	0	0	0	0	0	0	0	0	1	0	0	0	0	0	1
Psychology (BA)	42.0101	0	1	0	0	0	2	0	0	0	0	0	0	2	0	5
Technology (BT)	30.9999	0	0	0	0	0	0	0	0	0	0	0	0	1	0	1
Wildlife Biology (BS)	03.0601	0	1	0	0	1	1	0	0	0	0	0	0	2	1	6
<b>SCHOOL TOTALS</b>		<b>1</b>	<b>25</b>	<b>10</b>	<b>2</b>	<b>4</b>	<b>10</b>	<b>2</b>	<b>3</b>	<b>1</b>	<b>13</b>	<b>0</b>	<b>4</b>	<b>24</b>	<b>5</b>	<b>104</b>
<b>University of Alaska Southeast</b>																
Biology (BS)	26.0101	0	0	0	0	0	1	0	0	0	0	0	0	1	1	3
Business Administration (AAS)	52.0201	1	0	0	0	0	0	0	0	0	0	0	0	1	0	2
Business Administration (BBA)	52.0201	1	1	1	0	0	0	0	0	0	0	0	0	0	0	3
Computer Information Systems (AAS)	52.1201	0	1	0	0	0	0	0	0	0	1	0	0	1	0	3
English (BA)	23.0101	0	4	0	0	0	0	0	0	0	0	0	0	1	0	5
Environmental Science (BS)	03.0104	0	0	0	0	0	1	0	0	0	0	0	0	0	0	1
General Program (AA)	24.0101	0	0	0	0	0	0	0	0	0	0	0	1	0	0	1
Liberal Arts (BA)	24.0101	0	0	0	0	0	0	0	0	0	0	0	0	1	0	1
Mathematics (BS)	27.0101	0	0	0	0	0	0	0	0	0	0	0	0	0	1	1
Outdoor Skills and Leadership (CT2)	00.0000	0	1	0	0	0	0	0	0	0	1	0	0	1	0	3
Power Technology (AAS)	46.0301	0	0	0	0	1	0	0	0	0	0	0	0	0	0	1
Pre-Major Biology (BS)	26.9999	0	2	6	1	1	0	0	0	0	2	0	0	0	0	12
Pre-Major Elementary Education (BA)	13.1202	0	0	1	1	1	0	0	0	0	0	0	0	0	0	3
Pre-Major Environmental Science (BS)	03.0102	0	0	0	0	0	0	1	0	0	0	0	0	2	0	3
Pre-Major Liberal Arts (BLA)	24.0102	1	4	1	0	0	0	0	0	0	3	0	0	0	0	9
Pre-Major Marine Biology (BS)	26.1302	1	0	0	0	0	0	0	0	0	0	0	0	1	0	2
Pre-Major Social Science (BA)	45.0101	0	0	0	0	0	0	0	0	0	0	0	0	0	1	1
Social Science (BA)	45.0101	0	1	0	0	0	0	0	0	0	0	0	0	0	0	1
<b>SCHOOL TOTALS</b>		<b>4</b>	<b>14</b>	<b>9</b>	<b>2</b>	<b>3</b>	<b>2</b>	<b>1</b>	<b>0</b>	<b>0</b>	<b>7</b>	<b>0</b>	<b>1</b>	<b>9</b>	<b>3</b>	<b>55</b>
<b>ALASKA TOTALS</b>		<b>11</b>	<b>67</b>	<b>32</b>	<b>13</b>	<b>13</b>	<b>19</b>	<b>4</b>	<b>10</b>	<b>4</b>	<b>45</b>	<b>7</b>	<b>12</b>	<b>77</b>	<b>14</b>	<b>328</b>

# ARIZONA

INSTITUTION AND PROGRAM	C.I.P. Number	STATE OF RESIDENCE														Totals	
		AK	CA	CO	HI	ID	MT	NV	NM	ND	OR	SD	UT	WA	WY		
<b>ARIZONA TWO-YEAR INSTITUTIONS (15)</b>																	
<b>Arizona Western College</b>																	
Agri-Business (AS)	01.0101	0	0	0	0	1	0	0	0	0	0	0	0	0	0	1	
Broadcasting (BA)	09.0701	0	0	1	0	0	0	0	0	0	0	0	0	0	0	1	
Business (ABUS)	52.0101	0	0	0	0	0	0	1	0	0	1	0	0	0	0	2	
Computer Information Systems (AAS)	11.0701	0	0	0	0	0	0	1	0	0	0	0	0	0	0	1	
Education (BA)	13.0101	0	0	0	0	0	0	1	0	0	1	0	0	0	0	2	
Fire Academy (AAS)	43.0203	0	0	0	0	0	0	0	1	0	0	0	0	0	0	1	
General Studies Transfer (N/A)	24.0102	1	0	1	1	1	2	1	2	0	4	0	1	0	1	15	
Hospitality/Food Management (AAS)	52.0901	0	0	0	0	0	0	0	0	0	1	0	0	0	0	1	
Music, General (BA)	50.0901	0	0	0	0	0	0	0	0	0	1	0	0	0	0	1	
Nursing (BS)	51.1601	1	0	0	0	0	0	0	1	0	1	0	1	0	0	4	
Spanish (BA)	16.0905	0	0	0	0	0	0	0	0	0	0	1	0	0	0	1	
Studio Art (BFA)	50.0702	0	0	0	0	0	0	0	0	0	0	0	0	1	0	1	
Welding (AAS)	48.0508	0	0	0	0	0	0	0	1	0	0	0	0	0	0	1	
<b>SCHOOL TOTALS</b>		<b>2</b>	<b>0</b>	<b>2</b>	<b>1</b>	<b>2</b>	<b>2</b>	<b>4</b>	<b>5</b>	<b>0</b>	<b>9</b>	<b>1</b>	<b>2</b>	<b>1</b>	<b>1</b>	<b>32</b>	
<b>Central Arizona College</b>																	
Administration of Justice (AAS)	43.0199	0	0	0	0	0	0	0	0	0	0	0	0	0	1	0	1
Agriculture Business (AS)	01.0101	0	0	0	0	0	0	0	0	0	0	0	1	0	0	1	
Agriculture Science (AS)	02.0101	0	0	0	0	1	0	0	1	0	0	0	0	0	0	2	
Athletic Training (AA/AGS)	13.1314	0	0	0	0	0	1	0	0	0	1	0	0	0	1	3	
Biology Science (AS)	26.0101	1	2	0	0	0	0	0	0	0	0	0	0	0	0	3	
Business (ABUS)	52.0101	0	0	5	0	0	1	1	0	0	0	0	0	0	0	7	
CARLOTA (Cert)	43.0107	0	0	1	0	0	0	1	0	0	0	0	0	1	0	3	
Chemistry (AS)	40.0501	0	1	0	0	0	0	0	0	0	0	0	0	0	0	1	
Communications (AA)	09.0101	0	0	1	0	0	0	0	0	0	0	0	0	0	0	1	
Computer Information Sys. (ABUS/Cert)	11.9999	0	0	1	0	0	0	0	0	0	0	0	0	0	0	1	
Construction/Forestry Equip. Tech. (AAS)	01.0205	0	3	1	0	0	0	0	0	0	0	0	0	0	0	4	
Diesel/Heavy Equip. Tech. (AAS/Cert)	47.0605	0	0	0	0	0	0	0	2	0	0	0	0	0	0	2	
Education (AGS/AA)	13.0101	0	1	0	0	0	1	0	0	0	1	0	0	0	0	3	

INSTITUTION AND PROGRAM	C.I.P. Number	STATE OF RESIDENCE														Totals
		AK	CA	CO	HI	ID	MT	NV	NM	ND	OR	SD	UT	WA	WY	
<b>Central Arizona College- cont'd</b>																
Engineering Science (AS)	14.0101	0	0	0	0	0	0	0	0	0	0	0	1	0	0	1
Fire Science (AAS)	43.0201	0	0	1	0	0	0	0	0	0	0	0	0	1	0	2
General Studies (AA/AGS)	24.0102	1	5	1	0	0	0	2	1	0	3	0	3	0	1	17
Heavy Equipment Operator (AAS/Cert)	49.0299	6	3	0	0	0	0	0	0	0	0	0	0	0	0	9
Journalism (AA)	09.0401	0	0	1	0	0	0	0	0	0	0	0	0	0	0	1
Liberal Studies (AA/AS)	24.0101	1	5	6	0	0	0	2	0	0	2	0	1	0	1	18
Management (ABUS)	52.0201	0	0	1	0	0	0	0	0	0	0	0	0	0	0	1
Nursing (AAS)	51.1601	0	0	0	0	1	0	0	0	0	0	0	0	0	0	1
Pre-Nursing (AA)	24.0101	0	4	1	0	0	0	1	1	0	0	0	0	0	0	7
Psychology (AA/AGS)	42.0101	1	2	2	0	1	0	0	0	0	0	0	0	0	0	6
<b>SCHOOL TOTALS</b>		<b>10</b>	<b>26</b>	<b>22</b>	<b>0</b>	<b>3</b>	<b>3</b>	<b>7</b>	<b>5</b>	<b>0</b>	<b>7</b>	<b>0</b>	<b>6</b>	<b>3</b>	<b>3</b>	<b>95</b>
<b>Chandler-Gilbert Community College</b>																
Administration of Justice (AAS)	43.0199	0	1	1	0	0	0	0	1	0	0	0	0	0	0	3
Aircraft Maintenance Tech (AAS/BAT)	47.0608	0	0	1	0	0	1	0	0	0	0	0	0	0	0	2
Airway Science (AAS)	49.0102	2	1	2	0	1	0	0	1	0	0	0	0	7	0	14
Business (ABUS)	52.0101	1	0	1	0	0	0	0	2	0	1	0	0	2	0	7
Computer Science (BA)	11.0701	0	0	0	0	1	0	0	0	0	0	0	0	0	0	1
Dance (Transfer)	50.0301	0	0	0	0	0	0	0	0	0	1	0	0	0	0	1
Elementary Education (AA)	13.1299	1	0	1	1	0	0	0	0	0	0	0	0	1	0	4
Engineering, General (Bachelors)	14.9999	0	0	1	0	0	0	0	0	0	0	0	0	0	0	1
Exercise Science, Health, Physical Ed. (AA)	31.0501	0	0	1	0	0	1	0	0	0	0	0	0	0	0	2
General Studies (BGS)	24.0102	2	4	12	1	0	0	1	7	0	0	0	1	3	0	31
Health Science (AS)	34.0199	0	0	0	0	0	1	0	0	0	0	0	0	0	0	1
Nursing (AAS)	51.1601	1	0	0	0	0	0	0	0	0	1	0	0	1	0	3
Nutrition and Food Science (BS)	19.0503	0	0	0	0	0	0	0	0	1	0	0	0	0	0	1
Physical Therapy (Transfer)	51.2308	0	0	0	0	0	0	0	2	0	0	0	0	0	0	2
Psychology (Transfer)	42.0101	0	1	0	0	0	0	0	0	0	0	0	0	0	0	1
Social Science (AA)	45.0101	0	1	0	0	0	0	0	0	0	0	0	0	0	0	1
Zoology (BS)	26.0701	0	0	0	0	0	0	0	0	0	0	0	0	0	1	1
<b>SCHOOL TOTALS</b>		<b>7</b>	<b>8</b>	<b>20</b>	<b>2</b>	<b>2</b>	<b>3</b>	<b>1</b>	<b>13</b>	<b>1</b>	<b>3</b>	<b>0</b>	<b>1</b>	<b>14</b>	<b>1</b>	<b>76</b>

INSTITUTION AND PROGRAM	C.I.P. Number	STATE OF RESIDENCE														Totals
		AK	CA	CO	HI	ID	MT	NV	NM	ND	OR	SD	UT	WA	WY	
<b>Cochise College</b>																
Administration of Justice (AAS)	43.0107	0	0	0	0	0	0	0	0	0	1	0	0	0	0	1
Agriculture (AAS)	02.0101	0	1	0	0	2	0	1	0	0	0	0	0	0	0	4
Allied Health (AS)	51.0603	1	0	0	0	0	0	0	0	0	0	0	0	0	0	1
Art (AA)	50.0101	0	1	0	0	0	0	0	0	0	0	0	0	0	0	1
Computer Information Systems (AAS)	10.0303	0	0	0	0	0	1	0	0	0	0	0	0	0	0	1
Computer Science (AS)	11.0201	0	0	0	0	1	0	0	0	0	0	0	0	0	0	1
Exercise Science, Health, Physical Ed. (AA)	31.0501	0	0	1	0	0	0	1	1	0	0	0	0	0	0	3
General Business (AGS)	24.0102	0	0	0	0	0	0	0	1	0	0	0	0	0	0	1
General Requirements (AA)	00.0000	0	1	0	1	0	1	0	0	0	1	0	0	0	0	4
General Studies (AA/AGS)	24.0102	1	2	2	0	0	0	2	1	0	1	1	2	1	2	15
History (AA)	45.0801	0	1	0	0	1	0	0	0	0	0	0	0	0	0	2
Pre-Education (AA)	13.1299	0	0	0	0	1	0	0	0	0	1	0	0	0	0	2
Professional Pilot Technology (AAS)	49.0102	1	0	0	0	0	0	0	0	0	0	0	0	0	0	1
Undecided (N/A)	00.0000	0	0	1	0	1	0	0	1	0	1	0	1	1	1	7
<b>SCHOOL TOTALS</b>		<b>3</b>	<b>6</b>	<b>4</b>	<b>1</b>	<b>6</b>	<b>2</b>	<b>4</b>	<b>4</b>	<b>0</b>	<b>5</b>	<b>1</b>	<b>3</b>	<b>2</b>	<b>3</b>	<b>44</b>
<b>Coconino Community College</b>																
Administration of Justice (AAS)	43.0199	1	0	0	0	0	0	0	0	0	0	0	0	0	0	1
Alternative Energy Tech (Cert)	15.0505	0	0	1	0	0	0	0	0	0	0	0	0	0	0	1
Business (ABUS)	52.0101	1	0	0	0	0	0	1	0	0	0	0	0	0	0	2
Computer Aided Draft (Cert)	15.1302	0	0	1	0	0	0	0	0	0	0	0	0	0	0	1
Early Childhood Education (AAS)	13.1210	0	0	0	0	0	0	1	0	0	0	0	0	0	0	1
Education, Elementary (AA)	13.1202	1	0	0	0	0	0	0	1	0	0	0	0	0	0	2
Environmental Science (AS)	03.0104	0	0	0	0	0	0	0	0	0	1	0	0	0	0	1
Fine Arts, Visual Arts (AA)	50.0701	0	0	1	0	0	0	0	1	0	0	0	0	0	0	2
Fire Science (AAS)	43.0203	0	0	0	0	0	0	0	2	0	0	0	0	0	0	2
General Business (AAS)	52.0101	0	0	0	0	1	0	0	0	0	0	0	0	0	0	1
General Studies (AGS)	24.0102	1	0	2	0	0	1	1	1	0	1	0	1	0	0	8
Not Seeking Degree (N/A)	00.0000	5	0	10	2	0	0	0	10	2	4	1	2	1	0	37
Pre-Nursing (AS)	51.1105	0	0	0	0	0	0	0	0	0	0	0	1	0	0	1
Pre-Nursing (Cert)	51.1105	0	0	1	0	0	0	0	0	0	0	0	1	0	0	2

INSTITUTION AND PROGRAM	C.I.P. Number	STATE OF RESIDENCE														Totals
		AK	CA	CO	HI	ID	MT	NV	NM	ND	OR	SD	UT	WA	WY	
<b>Coconino Community College- cont'd</b>																
Pre-Social Work (AA)	44.0701	1	0	0	0	0	0	0	0	0	0	0	0	0	0	1
Psychology, General (AA)	42.0101	0	0	0	0	0	0	0	1	0	0	0	0	0	0	1
Undecided (N/A)	00.0000	8	0	0	0	0	1	0	2	0	3	0	1	1	0	16
<b>SCHOOL TOTALS</b>		<b>18</b>	<b>0</b>	<b>16</b>	<b>2</b>	<b>1</b>	<b>2</b>	<b>3</b>	<b>18</b>	<b>2</b>	<b>9</b>	<b>1</b>	<b>6</b>	<b>2</b>	<b>0</b>	<b>80</b>
<b>Gateway Community College</b>																
Court Reporting (AAS)	22.0303	0	1	0	0	0	0	0	0	0	0	0	0	0	0	1
Nursing (AS)	51.1601	0	0	0	0	0	0	0	1	0	0	0	0	1	0	2
Radiography (AS)	51.0907	0	1	0	0	0	0	0	0	0	0	0	0	0	0	1
Transfer Only (N/A)	00.0000	0	1	0	0	0	0	0	0	0	0	0	0	1	0	2
<b>SCHOOL TOTALS</b>		<b>0</b>	<b>3</b>	<b>0</b>	<b>0</b>	<b>0</b>	<b>0</b>	<b>0</b>	<b>1</b>	<b>0</b>	<b>0</b>	<b>0</b>	<b>0</b>	<b>2</b>	<b>0</b>	<b>6</b>
<b>Glendale Community College</b>																
Accounting (AB)	52.0301	0	0	1	0	0	0	0	1	0	0	0	0	0	0	2
Administration of Justice (AAS)	43.0107	0	0	1	0	0	0	0	0	0	0	0	0	0	0	1
Adult Basic Education (BS)	13.1201	0	0	1	0	0	0	0	0	0	0	0	0	0	0	1
Associate in Science (AS)	40.0101	0	0	1	0	0	0	0	0	0	0	0	0	0	0	1
Associate of Arts (AA)	24.0101	0	0	1	0	0	0	0	1	0	0	0	0	0	0	2
Biology (AS)	26.0101	0	0	1	0	0	0	0	1	0	0	0	0	0	0	2
Criminal Justice (Transfer)	24.0102	0	0	1	0	0	0	0	0	0	0	0	0	0	0	1
Education (Transfer)	13.0101	0	0	0	0	0	0	0	2	0	0	0	0	1	0	3
Education, Elementary (AA)	13.1202	0	0	0	0	0	0	0	0	0	0	0	0	0	1	1
Engineering (BS)	15.9999	1	0	0	0	0	0	0	0	0	0	0	1	0	0	2
Fine Arts, Visual Arts (AA)	50.0701	0	0	0	0	0	0	1	0	0	0	0	0	0	0	1
General Business (AAS)	52.0101	0	0	0	0	0	0	0	2	0	0	0	0	0	0	2
General Business (Transfer)	52.0101	0	0	1	0	0	0	0	0	0	0	0	0	1	0	2
General Studies (AA)	24.0102	0	0	1	0	0	0	0	1	0	0	0	2	1	0	5
General Studies (Transfer)	24.0102	2	3	4	0	0	0	0	4	0	1	0	2	1	1	18
Global Business (ATP)	52.01	0	0	0	1	0	0	0	0	0	0	0	0	1	0	2
Management (Transfer)	52.0201	0	0	1	0	0	0	0	0	0	0	0	0	0	0	1
Marketing (Transfer)	52.1401	0	0	2	0	0	0	0	1	0	0	0	0	0	0	3

INSTITUTION AND PROGRAM	C.I.P. Number	STATE OF RESIDENCE														Totals
		AK	CA	CO	HI	ID	MT	NV	NM	ND	OR	SD	UT	WA	WY	
<b>Glendale Community College- cont'd</b>																
Nursing (AS)	51.1601	0	0	0	0	0	0	0	0	0	0	0	1	0	0	1
Physical Education (Transfer)	31.0501	0	0	0	0	0	0	0	1	0	0	0	0	0	0	1
Social Work (ATP)	44.0701	0	0	0	0	0	0	1	0	0	0	0	0	0	0	1
<b>SCHOOL TOTALS</b>		<b>3</b>	<b>3</b>	<b>16</b>	<b>1</b>	<b>0</b>	<b>0</b>	<b>2</b>	<b>14</b>	<b>0</b>	<b>1</b>	<b>0</b>	<b>6</b>	<b>5</b>	<b>2</b>	<b>53</b>
<b>Mesa Community College</b>																
Accounting (AA)	52.0301	0	0	0	0	0	0	0	1	0	0	0	0	0	0	1
Administration of Justice (AAS)	43.0104	0	0	0	0	0	0	0	1	0	0	0	0	0	0	1
Agriculture (AAS)	02.0101	0	0	1	0	0	0	0	0	0	0	0	0	0	0	1
Architecture (AA)	04.0402	1	0	0	0	0	0	0	1	0	0	0	0	0	0	2
Associate of Arts (AA)	24.0101	1	1	0	0	0	0	0	1	0	0	0	1	1	0	5
Business (ABUS)	52.0101	0	0	2	0	0	0	4	1	0	0	1	0	4	0	12
Business Management (AAS)	52.1301	0	0	0	0	0	0	1	0	0	0	0	0	0	0	1
Communications (AA)	09.0101	0	0	0	0	0	0	0	0	0	0	0	0	2	0	2
Education, Elementary (AA)	13.1202	1	1	0	0	0	0	0	0	0	0	0	0	0	0	2
Education, Secondary (AA)	13.1205	0	0	0	0	0	0	3	0	0	0	0	0	0	0	3
Engineering (BS)	14.0101	0	0	1	0	0	0	1	0	0	0	0	0	0	0	2
Finance, General (BA)	52.0801	0	0	1	0	0	0	0	0	0	0	0	0	0	1	2
Fire Science Technology (AAS)	43.0201	0	2	0	0	0	0	0	1	0	0	0	0	1	0	4
General Studies (AGS)	24.0102	1	3	4	0	3	0	4	2	0	1	0	1	4	0	23
General Studies (Transfer)	24.0102	3	4	8	0	1	0	1	3	0	0	1	5	4	0	30
Geography (BA/BS)	45.0701	0	0	0	0	0	0	0	1	0	0	0	0	0	0	1
Health Education (BA/BS)	13.1307	0	0	1	0	0	0	0	0	0	0	0	0	0	0	1
Heavy Equipment Operator (AAS/Cert)	49.0299	0	0	0	0	0	0	1	0	0	0	0	0	0	0	1
History (AA/BA)	54.0101	0	0	1	0	0	0	0	0	0	0	0	0	0	0	1
Journalism (AA/AS)	09.0401	0	1	0	0	0	0	0	0	0	0	0	0	0	0	1
Marketing (ABUS)	08.0708	0	0	1	0	0	0	0	0	0	1	0	0	0	0	2
Mortuary Science (AAS)	12.0301	0	0	0	0	0	0	0	0	0	0	0	0	0	1	1
Network Administration (AS)	52.1204	1	0	0	0	0	0	0	1	0	0	0	0	0	0	2
Nursing (AS)	51.1601	0	0	1	0	0	0	1	0	0	1	1	0	0	1	5
Physical Education (BSE)	13.1314	0	0	0	0	0	0	0	1	0	0	0	0	0	0	1
Real Estate (AAS)	52.1501	0	0	1	0	0	0	0	0	0	0	0	0	0	0	1

INSTITUTION AND PROGRAM	C.I.P. Number	STATE OF RESIDENCE														Totals
		AK	CA	CO	HI	ID	MT	NV	NM	ND	OR	SD	UT	WA	WY	
<b>Mesa Community College- cont'd</b>																
Transfer (N/A)	24.0101	4	6	2	1	2	0	4	4	0	0	0	2	2	0	27
Undecided (N/A)	99.9999	2	3	1	0	0	1	4	1	0	0	0	1	0	0	13
<b>SCHOOL TOTALS</b>		<b>14</b>	<b>21</b>	<b>25</b>	<b>1</b>	<b>6</b>	<b>1</b>	<b>24</b>	<b>19</b>	<b>0</b>	<b>3</b>	<b>3</b>	<b>10</b>	<b>18</b>	<b>3</b>	<b>148</b>
<b>Mohave Community College</b>																
Administration of Justice (AAS)	43.0104	0	0	0	0	0	0	1	0	0	0	0	0	0	0	1
Advertising Assistant (Cert)	09.0903	0	0	0	0	0	0	1	0	0	0	0	0	0	0	1
Art, General (AA)	50.0701	0	0	0	0	0	0	1	0	0	0	0	0	0	0	1
Dental Hygiene (AAS)	51.0602	0	2	0	0	0	0	0	0	0	0	0	0	0	0	2
Education (AS/AA/AAS)	13.0101	0	0	0	0	0	0	0	0	0	0	0	1	0	0	1
English (AA)	23.0101	0	0	0	0	0	0	0	0	0	0	0	1	0	0	1
Hotel & Restaurant Management (AAS)	52.0904	0	0	0	0	0	0	1	0	0	0	0	0	0	0	1
Liberal Arts (AA)	24.0101	0	5	0	0	0	0	5	0	0	0	0	1	0	0	11
Mathematics (AS)	27.0101	0	0	0	0	0	0	0	0	0	0	0	0	0	1	1
Medical Assistant (Cert)	51.0801	0	0	0	0	0	0	1	0	0	0	0	0	0	0	1
Medical Transcription (Cert)	51.0708	0	0	0	0	0	0	1	0	0	0	0	0	0	0	1
Nursing (AAS)	51.1601	0	0	0	0	0	0	2	0	0	0	0	40	0	0	42
Pre-Social Work (AA)	44.0799	0	0	0	0	0	0	1	0	0	0	0	0	0	0	1
Psychology (AA/AGS)	42.0101	0	0	0	0	0	0	1	0	0	0	0	0	0	0	1
SWU (AAS)	44.0701	0	1	0	0	0	0	0	0	0	0	0	0	0	0	1
TEC (AAS)	11.0199	0	5	0	0	0	0	5	0	0	0	0	11	0	0	21
Undeclared (N/A)	00.0000	0	52	0	0	0	0	101	0	0	1	0	62	1	0	217
Web Administration (AAS)	11.1004	0	1	0	0	0	0	0	0	0	0	0	0	0	0	1
<b>SCHOOL TOTALS</b>		<b>0</b>	<b>66</b>	<b>0</b>	<b>0</b>	<b>0</b>	<b>0</b>	<b>121</b>	<b>0</b>	<b>0</b>	<b>1</b>	<b>0</b>	<b>116</b>	<b>1</b>	<b>1</b>	<b>306</b>
<b>Paradise Valley Community College</b>																
Transfer Only (N/A)	00.0000	1	3	6	0	0	0	0	3	0	1	0	1	3	1	19
<b>SCHOOL TOTALS</b>		<b>1</b>	<b>3</b>	<b>6</b>	<b>0</b>	<b>0</b>	<b>0</b>	<b>0</b>	<b>3</b>	<b>0</b>	<b>1</b>	<b>0</b>	<b>1</b>	<b>3</b>	<b>1</b>	<b>19</b>

INSTITUTION AND PROGRAM	C.I.P. Number	STATE OF RESIDENCE														Totals
		AK	CA	CO	HI	ID	MT	NV	NM	ND	OR	SD	UT	WA	WY	
<b>Phoenix College</b>																
Education, Secondary (AA)	13.1205	0	1	0	0	0	0	0	0	0	0	0	0	0	0	1
General Business (ABUS)	52.0101	0	0	1	0	1	0	0	0	0	0	0	0	0	0	2
General Studies (AS)	24.0102	2	1	6	1	3	0	2	1	0	1	0	1	1	0	19
Interior Design (AAS)	20.0501	0	1	0	0	0	0	0	0	0	0	0	0	0	0	1
<b>SCHOOL TOTALS</b>		<b>2</b>	<b>3</b>	<b>7</b>	<b>1</b>	<b>4</b>	<b>0</b>	<b>2</b>	<b>1</b>	<b>0</b>	<b>1</b>	<b>0</b>	<b>1</b>	<b>1</b>	<b>0</b>	<b>23</b>
<b>Pima Community College</b>																
Applied Arts (AAA)	50.0401	0	0	1	0	0	0	0	0	0	0	0	1	0	0	2
Associate of Science (AJEC-S) (AS)	24.0101	0	0	1	0	0	0	0	0	0	0	0	1	0	0	2
Aviation Technology (AAS)	49.0199	0	0	0	0	0	0	1	0	0	0	0	0	0	0	1
Building Tech (AAS)	46.0412	1	0	0	0	0	0	0	0	0	0	0	0	0	1	2
Business (AAS)	52.0201	0	0	0	0	0	0	0	1	0	0	0	0	0	0	1
Business Administration (AB)	52.0201	2	0	0	0	0	0	0	0	0	0	0	1	0	0	3
Dental Lab Technology (AAS)	51.0603	0	0	0	0	0	0	0	0	0	0	0	0	1	0	1
Dental Lab Technology (Cert)	51.0603	0	0	0	0	0	0	0	0	0	0	0	1	0	0	1
General Studies (AGS)	24.0102	4	0	4	0	1	0	0	0	0	1	1	3	1	0	15
Liberal Arts (AJEC-A) (AA)	24.0101	3	0	2	0	2	0	0	0	0	0	0	0	2	0	9
<b>SCHOOL TOTALS</b>		<b>10</b>	<b>0</b>	<b>8</b>	<b>0</b>	<b>3</b>	<b>0</b>	<b>1</b>	<b>1</b>	<b>0</b>	<b>1</b>	<b>1</b>	<b>7</b>	<b>4</b>	<b>1</b>	<b>37</b>
<b>Scottsdale Community College</b>																
Accounting (BS/BA)	52.0301	0	0	0	0	0	0	0	0	0	0	0	0	0	1	1
Administration of Justice (AAS)	43.0199	0	0	1	1	0	0	0	0	0	0	0	0	0	1	3
Agricultural Studies (BS)	02.0101	0	1	0	0	0	0	0	1	0	0	0	0	0	0	2
Associate of Arts (AA)	24.0101	2	3	1	0	1	2	0	0	1	1	0	5	3	0	19
Associate of Science (AJEC-S) (AS)	24.0101	0	0	0	0	0	1	0	0	0	0	0	1	1	0	3
AZ General Education Curriculum (AGEC-A)	24.0100	1	2	0	0	0	1	0	1	0	0	0	0	0	0	5
AZ General Education Curriculum (AGEC-B)	52.0100	0	0	2	0	0	1	0	0	0	1	0	1	1	0	6
Biological Sciences (BA/BS)	26.0101	1	0	2	0	0	0	0	1	0	0	0	0	0	0	4
Business (AAS)	52.0101	0	0	3	0	0	0	0	0	0	0	0	1	0	1	5
Business (BA/BS)	52.0101	0	2	3	0	0	2	1	4	0	0	0	0	1	1	14
Education Secondary (AA)	24.0101	0	0	0	0	0	0	0	1	0	0	0	0	1	0	2



INSTITUTION AND PROGRAM	C.I.P. Number	STATE OF RESIDENCE														Totals
		AK	CA	CO	HI	ID	MT	NV	NM	ND	OR	SD	UT	WA	WY	
<b>Scottsdale Community College- cont'd</b>																
Emergency Medical Tech. (Paramedic) (CCL)	51.0904	0	0	1	0	0	0	0	0	0	0	0	0	0	0	1
Engineering (BS)	14.0101	0	0	1	0	0	0	0	0	0	0	0	0	0	0	1
Equine Studies (AAS)	01.0507	0	0	0	0	0	0	0	0	0	0	0	0	2	0	2
Fire Academy (AAS)	43.0203	1	0	0	0	0	0	0	0	0	0	0	0	0	0	1
Fire Science Technology (AAS)	43.0201	2	0	0	0	0	0	0	0	0	0	0	0	0	0	2
General Business (ABUS)	52.0101	2	0	2	0	0	1	1	0	0	0	0	1	1	0	8
General Studies (AGS)	24.0102	4	0	11	0	1	1	1	9	0	2	0	0	5	1	35
General Studies Transfer (N/A)	24.0102	6	2	7	0	0	3	4	6	0	2	0	3	4	2	39
Health Education (BA)	13.1307	0	0	0	0	0	0	0	0	0	0	0	1	0	0	1
Hospitality/Tourism/Restaurant Mgmt. (CCL)	52.0901	0	0	1	0	0	0	0	0	0	0	0	0	0	0	1
Interior Design (AAS)	20.0501	0	0	0	0	0	0	0	1	0	0	0	0	0	0	1
Justice Studies (BA/BS)	43.0107	0	1	0	0	0	0	0	0	0	0	0	0	0	0	1
Marketing (Transfer)	52.1401	0	0	2	0	0	0	0	0	0	0	0	0	0	0	2
Mathematics (BA/BS)	27.0101	0	0	0	0	0	0	0	0	0	1	0	0	0	0	1
Microsoft Networking Technology (CCL)	52.1204	0	0	0	0	0	1	0	0	0	0	0	0	0	0	1
Motion Picture Television Production (AAS)	10.0104	0	0	0	0	0	0	0	1	0	0	0	0	1	0	2
Music (BA/BS)	50.0901	0	0	1	0	0	0	0	0	0	0	0	0	0	0	1
Nurse Aide (Cert)	51.1614	1	0	0	0	0	0	0	0	0	0	0	0	0	0	1
Nursing (BS/BSN)	51.1601	1	0	0	0	0	0	0	1	0	0	0	0	0	0	2
Nursing (RN) (AAS)	51.1601	0	0	0	0	0	0	0	1	1	0	0	0	0	0	2
Nursing Practical (Cert)	51.1613	0	0	0	0	0	0	0	0	0	1	0	0	0	0	1
Physical Education (BSE)	13.1314	0	0	0	0	1	0	0	0	0	0	0	0	0	0	1
Physical Therapy (Transfer)	51.2308	0	0	1	0	0	0	1	0	0	0	0	1	0	0	3
Psychology (BA/BSE)	42.0101	0	0	0	0	0	0	0	0	0	2	0	1	0	0	3
Public Administration (BPA)	44.0401	1	0	0	0	0	0	0	0	0	0	0	0	0	0	1
Radiology (AAS)	52.0907	0	0	1	0	0	0	0	0	0	0	0	0	0	0	1
Sociology (BA/BS)	45.1101	0	0	0	0	0	0	0	0	0	0	0	0	1	0	1
Transfer Only (N/A)	00.0000	8	3	16	0	1	3	0	14	1	4	0	6	8	3	67
Undecided (N/A)	00.0000	3	2	6	0	0	1	1	3	1	0	0	0	3	2	22
<b>SCHOOL TOTALS</b>		<b>33</b>	<b>16</b>	<b>62</b>	<b>1</b>	<b>4</b>	<b>17</b>	<b>9</b>	<b>44</b>	<b>4</b>	<b>14</b>	<b>0</b>	<b>21</b>	<b>32</b>	<b>12</b>	<b>269</b>

INSTITUTION AND PROGRAM	C.I.P. Number	STATE OF RESIDENCE														Totals
		AK	CA	CO	HI	ID	MT	NV	NM	ND	OR	SD	UT	WA	WY	
<b>South Mountain Community College</b>																
Associates of Art (AA)	24.0102	0	0	0	0	0	0	0	0	0	0	0	0	2	0	2
General Studies (AGS)	24.0102	2	0	0	0	0	0	0	1	0	0	0	0	2	0	5
Physical Education (Transfer)	31.0501	0	0	0	1	0	0	0	0	0	0	0	0	0	0	1
Undecided (N/A)	00.0000	0	0	4	0	0	0	0	0	0	0	0	0	0	0	4
<b>SCHOOL TOTALS</b>		<b>2</b>	<b>0</b>	<b>4</b>	<b>1</b>	<b>0</b>	<b>0</b>	<b>0</b>	<b>1</b>	<b>0</b>	<b>0</b>	<b>0</b>	<b>0</b>	<b>4</b>	<b>0</b>	<b>12</b>
<b>Yavapai College</b>																
General Studies (AA/AGS)	24.0102	4	40	16	9	2	6	15	12	0	9	3	4	10	1	131
<b>SCHOOL TOTALS</b>		<b>4</b>	<b>40</b>	<b>16</b>	<b>9</b>	<b>2</b>	<b>6</b>	<b>15</b>	<b>12</b>	<b>0</b>	<b>9</b>	<b>3</b>	<b>4</b>	<b>10</b>	<b>1</b>	<b>131</b>
<b>ARIZONA TWO-YEAR INSTITUTIONS TOTALS</b>		<b>109</b>	<b>195</b>	<b>208</b>	<b>20</b>	<b>33</b>	<b>36</b>	<b>193</b>	<b>141</b>	<b>7</b>	<b>64</b>	<b>10</b>	<b>184</b>	<b>102</b>	<b>29</b>	<b>1,331</b>
<b>ARIZONA FOUR-YEAR INSTITUTIONS (2)</b>																
<b>Northern Arizona University</b>																
Accounting (B Acc)	52.0301	0	0	0	0	0	0	0	2	0	0	0	1	1	0	4
American Indian Studies (BS)	05.0202	0	0	0	0	0	0	1	0	0	0	1	0	0	0	2
Anthropology (BA/BS)	45.0201	2	0	2	0	0	0	1	0	0	1	1	1	2	0	10
Art (BFA)	50.0701	0	0	0	1	0	0	0	0	0	0	0	0	0	0	1
Art Education (BSE)	13.1302	0	0	1	0	0	0	0	0	0	1	0	0	0	0	2
Art History (BA)	50.0703	0	0	0	0	0	1	0	0	0	0	0	1	0	0	2
Arts Management (BA)	50.0701	0	0	1	0	1	0	0	2	0	2	0	0	1	1	8
Astronomy (BS)	40.0201	0	0	2	1	0	0	0	1	0	2	0	0	1	0	7
Biochemistry (BS)	26.0202	0	0	0	0	0	0	1	0	0	1	0	0	0	0	2
Biological Sciences (BS)	26.0101	2	0	0	0	0	0	0	2	0	0	0	0	0	0	4
Botany (BS)	26.0301	0	0	0	0	0	1	0	0	0	1	0	1	0	0	3
Business Admin. & Mgmt., General (BA)	52.0201	13	0	25	5	3	7	8	13	0	18	1	3	10	2	108
Business Economics (BS Bus)	52.0601	2	0	0	0	0	0	0	0	0	0	0	0	1	1	4
Business Economics (BS/BA)	45.0601	0	0	0	0	0	0	1	0	0	0	0	0	0	0	1
Cartography (BS Cart)	45.0702	1	0	0	0	0	0	0	0	0	0	0	0	0	0	1
Chemistry (BA/BS)	40.0501	8	0	4	0	0	0	4	5	0	2	3	2	1	1	30

INSTITUTION AND PROGRAM	C.I.P. Number	STATE OF RESIDENCE														Totals
		AK	CA	CO	HI	ID	MT	NV	NM	ND	OR	SD	UT	WA	WY	
<b>Northern Arizona University- cont'd</b>																
Civil Engineering (BS)	14.0801	0	0	1	0	1	0	1	0	0	0	0	0	0	0	3
Computer Science (BSCS)	11.0701	1	0	1	0	0	0	0	1	0	0	0	0	0	3	
Construction Management (BS)	52.2001	1	0	2	0	0	1	0	1	0	3	0	0	1	1	10
Drama and Dance Teacher (BSED)	13.1324	0	0	0	0	0	0	0	1	0	0	0	0	0	1	
Education (BSED)	13.0101	0	0	0	0	0	0	1	0	0	0	0	0	0	2	
Electrical Engineering (BSEE)	14.1001	1	0	2	0	1	0	0	0	0	1	1	0	1	7	
Engineering, Undeclared (BS)	14.0101	5	0	3	0	0	1	5	4	0	3	0	1	9	1	32
English Literature (BA)	23.0101	2	0	1	0	0	0	1	0	0	0	0	0	0	4	
English- Teacher (BA)	13.1305	0	0	0	0	0	0	0	0	0	1	0	0	0	1	
Environmental Engineering (BS-EV)	14.1401	0	0	0	0	0	0	0	0	0	1	0	0	0	1	
Environmental Science (BS Env Sci)	03.0104	3	0	3	0	0	0	3	2	0	1	0	1	2	0	15
Finance, General (BA)	52.0801	1	0	1	0	1	0	1	0	0	0	0	0	0	4	
Forest Resources (BS For Res)	03.0502	4	0	3	1	0	0	0	6	0	3	0	1	0	0	18
Geography (BS)	45.0701	0	0	1	0	0	0	0	0	0	1	0	0	0	2	
Geography Teacher Ed (BSED)	13.1332	0	0	0	0	0	0	0	0	0	1	0	0	0	1	
Geology (BS-GL)	40.0601	1	0	4	0	0	0	0	2	0	2	0	1	0	1	11
Geophysics (BA/BS)	40.0603	0	0	1	0	0	0	0	0	0	0	0	0	0	1	
Health Teacher Ed (BSED)	13.1307	0	0	0	0	0	0	0	0	0	0	0	0	1	1	
History (BA)	54.0101	1	0	2	1	0	0	2	1	0	0	0	0	0	1	8
History Education (BSEd)	13.1328	3	0	1	1	0	0	0	0	0	0	0	1	1	0	7
Hospitality & Restaurant Management (BA)	52.0901	4	0	7	3	0	3	1	4	0	3	0	1	5	3	34
Humanities (BA)	24.0103	1	0	2	0	2	0	1	1	0	2	0	1	0	1	11
Interior Design (BS)	50.0408	4	0	4	0	3	2	1	0	0	2	0	1	2	0	19
International Affairs (BA)	45.0901	1	0	2	0	0	0	0	3	0	1	2	0	2	2	13
International Hospitality (BS)	52.0901	2	0	3	0	1	1	0	2	0	1	0	0	0	1	11
Management Information Systems (BS/BA)	52.1201	0	0	1	0	0	0	0	0	0	0	0	0	0	1	
Marketing (BS)	52.1401	3	0	1	1	0	0	0	0	0	2	0	0	2	2	11
Mechanical Engineering (BS ME)	14.1901	1	0	2	0	1	0	1	1	0	0	0	1	0	7	
Music (BA)	50.0901	1	0	4	1	0	0	1	0	0	0	0	0	0	7	
Parks Recreation & Tourism (BA/BS)	31.0101	3	0	0	0	1	2	0	6	0	4	0	1	0	0	17
Performance Voice and Opera (BMUS)	50.0908	0	0	0	0	0	0	2	0	0	0	0	0	0	2	
Philosophy (BS)	38.0101	0	0	1	0	0	0	0	2	0	0	0	0	3	0	6
Physical Science-Other (BS)	40.9999	2	0	0	0	0	0	1	0	0	1	0	0	0	1	5

INSTITUTION AND PROGRAM	C.I.P. Number	STATE OF RESIDENCE														Totals
		AK	CA	CO	HI	ID	MT	NV	NM	ND	OR	SD	UT	WA	WY	
<b>Northern Arizona University- cont'd</b>																
Physics (BA/BS)	40.0801	1	0	0	0	0	0	0	1	0	1	0	0	2	0	5
Physiology, General (BS)	26.0901	0	0	0	0	0	0	0	1	0	0	0	0	0	0	1
Political Science (BA)	45.1001	1	0	1	0	0	0	1	2	0	1	0	0	3	0	9
Political Science (BS)	45.1001	5	0	0	0	0	1	0	2	1	0	0	0	0	2	11
Public Policy Analysis (BS)	44.0501	1	0	0	0	0	0	0	0	0	0	0	0	0	0	1
Social Sciences and History, Other (BA)	45.9999	1	0	0	0	0	0	0	1	0	0	0	0	0	0	2
Sociology (BA)	45.1101	5	0	2	2	1	0	0	2	0	1	0	0	1	1	15
Sociology (BS)	45.1101	8	0	3	0	1	0	2	2	0	3	0	2	2	1	24
Theatre & Dance (BA/BS/BFA)	50.0501	0	0	1	0	0	0	0	0	0	0	0	0	0	0	1
Wildlife Science (BS)	26.0709	0	0	0	1	0	0	0	0	0	0	0	0	0	0	1
Zoology (BS)	26.0701	0	0	1	0	0	0	1	0	0	0	0	0	0	0	2
<b>SCHOOL TOTALS</b>		<b>95</b>	<b>0</b>	<b>96</b>	<b>18</b>	<b>17</b>	<b>20</b>	<b>42</b>	<b>73</b>	<b>1</b>	<b>67</b>	<b>9</b>	<b>21</b>	<b>54</b>	<b>24</b>	<b>537</b>
<b>University of Arizona South</b>																
Elementary and Special Education (BA)	13.1202	0	0	0	0	0	0	0	0	0	0	1	0	0	0	1
Latin American Studies (BA)	05.0107	0	0	0	0	0	0	0	0	0	0	0	1	0	0	1
<b>SCHOOL TOTALS</b>		<b>0</b>	<b>0</b>	<b>0</b>	<b>0</b>	<b>0</b>	<b>0</b>	<b>0</b>	<b>0</b>	<b>0</b>	<b>0</b>	<b>1</b>	<b>1</b>	<b>0</b>	<b>0</b>	<b>2</b>
<b>ARIZONA FOUR-YEAR INSTITUTIONS TOTALS</b>		<b>95</b>	<b>0</b>	<b>96</b>	<b>18</b>	<b>17</b>	<b>20</b>	<b>42</b>	<b>73</b>	<b>1</b>	<b>67</b>	<b>10</b>	<b>22</b>	<b>54</b>	<b>24</b>	<b>539</b>
<b>ARIZONA TOTALS</b>		<b>204</b>	<b>195</b>	<b>304</b>	<b>38</b>	<b>50</b>	<b>56</b>	<b>235</b>	<b>214</b>	<b>8</b>	<b>131</b>	<b>20</b>	<b>206</b>	<b>156</b>	<b>53</b>	<b>1,870</b>

# CALIFORNIA

INSTITUTION AND PROGRAM	C.I.P.	STATE OF RESIDENCE														
	Number	AK	AZ	CO	HI	ID	MT	NV	NM	ND	OR	SD	UT	WA	WY	Totals
<b>CALIFORNIA FOUR-YEAR INSTITUTIONS (1)</b>																
<b>California Maritime Academy</b>																
Business Administration (BS)	52.0201	0	0	0	2	0	0	0	0	0	1	0	0	0	0	3
Facilities Engineering Technology (BS)	15.0000	0	0	0	2	0	0	0	0	0	0	0	0	0	0	2
Global Studies and Maritime Affairs (BA)	49.0309	0	0	1	1	0	0	0	0	0	0	0	0	2	0	4
Marine Engineering Technology (MET)	49.0309	1	1	2	6	0	0	0	0	0	3	0	0	4	0	17
Marine Transportation (BS)	19.0399	18	1	0	22	0	0	1	0	0	6	0	0	29	0	77
Mechanical Engineering (BS)	14.1901	0	0	0	6	0	0	0	0	0	2	0	0	1	0	9
<b>CALIFORNIA TOTALS</b>		<b>19</b>	<b>2</b>	<b>3</b>	<b>39</b>	<b>0</b>	<b>0</b>	<b>1</b>	<b>0</b>	<b>0</b>	<b>12</b>	<b>0</b>	<b>0</b>	<b>36</b>	<b>0</b>	<b>112</b>

**COLORADO**

INSTITUTION AND PROGRAM	C.I.P. Number	STATE OF RESIDENCE														Totals
		AK	AZ	CA	HI	ID	MT	NV	NM	ND	OR	SD	UT	WA	WY	
<b>COLORADO TWO-YEAR INSTITUTIONS (14)</b>																
<b>Aims Community College</b>																
Accounting (AAS)	52.0302	0	0	0	0	0	0	0	0	0	0	0	0	1	0	1
Communications Media (AAS)	10.0104	0	0	0	0	0	0	0	1	0	0	0	0	0	0	1
Criminal Justice (AA)	43.0103	0	0	0	0	0	0	1	0	0	0	0	0	0	0	1
Engineering Technologies (AAS)	15.9999	0	1	0	0	0	0	0	0	0	0	0	0	0	0	1
Liberal Arts & Sciences (AA)	24.0101	2	0	1	0	0	0	1	1	1	0	1	0	1	4	12
Liberal Arts & Sciences/Other (AS)	24.0199	1	0	0	0	0	0	0	1	1	0	0	0	0	0	3
Medical Office Management (AAS)	51.0705	0	0	0	0	0	0	0	0	0	0	0	0	1	0	1
Nurse Aide (Cert)	51.1614	0	0	0	0	0	1	0	0	0	0	0	0	0	1	2
Undeclared (AA)	99.9999	2	1	0	0	0	0	1	0	0	0	2	0	0	4	10
<b>SCHOOL TOTALS</b>		<b>5</b>	<b>2</b>	<b>1</b>	<b>0</b>	<b>0</b>	<b>1</b>	<b>3</b>	<b>3</b>	<b>2</b>	<b>0</b>	<b>3</b>	<b>0</b>	<b>3</b>	<b>9</b>	<b>32</b>
<b>Arapahoe Community College</b>																
Architectural Drafting/Estimating Tech. (AAS)	15.0101	1	0	0	0	0	0	0	0	0	0	0	0	0	0	1
Business (AAS)	52.0201	0	1	0	0	0	0	0	0	0	1	0	0	0	0	2
Engineering Technologies (AAS)	15.9999	0	0	0	0	0	0	0	0	0	0	0	1	0	0	1
General Studies (AGS)	24.0102	1	0	0	0	0	2	0	0	0	0	1	0	0	0	4
Interior Design (AAS)	50.0408	0	0	0	0	0	0	0	0	0	0	0	1	0	0	1
Mortuary Science (AAS)	12.0301	0	0	0	0	7	0	0	2	4	2	6	14	2	3	40
Physical Therapy Assistant (AAS)	51.0806	0	0	0	0	0	0	0	0	0	0	0	0	0	1	1
Unknown (AA)	24.0101	0	0	0	0	0	0	0	1	0	0	0	0	0	1	2
Unknown (AS)	24.0199	0	1	0	0	0	0	0	0	0	0	0	0	0	0	1
Unknown (N/A)	00.0000	0	0	0	0	0	0	1	1	0	0	0	1	0	0	3
<b>SCHOOL TOTALS</b>		<b>2</b>	<b>2</b>	<b>0</b>	<b>0</b>	<b>7</b>	<b>2</b>	<b>1</b>	<b>4</b>	<b>4</b>	<b>3</b>	<b>7</b>	<b>17</b>	<b>2</b>	<b>5</b>	<b>56</b>
<b>Colorado Northwestern Community College</b>																
Allied Health (AA)	24.0101	0	0	0	0	0	0	0	0	0	1	0	2	0	0	3
Athletic Training (AA)	24.0101	0	0	0	0	0	0	0	0	0	0	0	1	0	0	1
Aviation (AGS)	24.0101	0	0	0	0	0	0	0	0	0	1	0	0	0	0	1

INSTITUTION AND PROGRAM	C.I.P. Number	STATE OF RESIDENCE														Totals
		AK	AZ	CA	HI	ID	MT	NV	NM	ND	OR	SD	UT	WA	WY	
<b>Colorado Northwestern Community College- cont'd</b>																
Business Administration Transfer (AA)	24.0101	0	0	0	0	0	0	2	0	0	0	0	6	0	0	8
Criminal Justice (AGS)	24.0102	0	0	0	0	0	0	0	0	0	0	0	1	0	1	2
Education Secondary (AA)	24.0101	0	0	0	0	0	0	0	0	0	0	0	1	0	1	2
Fire Science/Wild Land Firefighting (AGS)	24.0102	0	0	0	0	0	0	0	0	0	0	0	1	0	0	1
General Science (AS)	24.0199	0	0	0	0	0	0	0	0	0	1	0	0	0	0	1
General Science/Medical Emphasis (AS)	24.0199	0	0	0	0	0	0	0	0	0	0	0	0	0	1	1
Liberal Arts (AA)	24.0101	1	0	0	0	0	0	0	1	0	0	0	5	0	0	7
Outdoor Recreation Mgmt. (AGS)	24.0102	0	0	0	0	0	0	0	0	0	0	0	1	0	0	1
Physical Education (AA)	24.0101	0	0	0	0	0	0	0	0	0	0	0	2	0	0	2
Pre-Dental Hygiene (AA)	24.0101	0	0	0	0	0	1	0	0	0	0	0	2	0	0	3
Psychology (AA)	24.0101	1	0	0	0	0	0	0	0	0	0	0	1	0	0	2
<b>SCHOOL TOTALS</b>		<b>2</b>	<b>0</b>	<b>0</b>	<b>0</b>	<b>0</b>	<b>1</b>	<b>2</b>	<b>1</b>	<b>0</b>	<b>3</b>	<b>0</b>	<b>23</b>	<b>0</b>	<b>3</b>	<b>35</b>
<b>Community College of Aurora</b>																
Accounting (AAS)	52.0302	0	0	0	0	0	0	1	0	0	0	0	0	0	0	1
Art (AA)	50.0101	0	1	0	0	0	0	0	0	0	0	0	0	0	0	1
Associate of Science (AJEC-S) (AS)	24.0101	1	3	0	0	0	0	1	0	0	0	0	0	0	0	5
Computer Information Systems (AAS)	52.1201	0	0	0	0	0	0	0	1	0	0	0	0	0	0	1
Film Video Tech (AAS)	50.0602	0	0	0	0	0	0	0	1	0	1	0	0	0	0	2
General Studies (AGS)	24.0102	1	0	0	0	0	0	0	0	0	0	0	0	1	1	3
Not Seeking A Degree (N/A)	00.0000	0	0	0	0	0	0	2	0	0	0	0	0	0	1	3
Public Service (Cert)	43.9999	1	0	0	0	0	0	0	0	0	0	0	0	0	0	1
<b>SCHOOL TOTALS</b>		<b>3</b>	<b>4</b>	<b>0</b>	<b>0</b>	<b>0</b>	<b>0</b>	<b>4</b>	<b>2</b>	<b>0</b>	<b>1</b>	<b>0</b>	<b>0</b>	<b>1</b>	<b>2</b>	<b>17</b>
<b>Community College of Denver</b>																
Associate of Arts (AA)	24.0101	0	0	0	0	1	1	1	0	0	2	0	0	1	0	6
Associate of Science (AS)	24.0101	1	0	0	0	0	1	0	0	0	0	2	0	1	1	6
Business Administration (AA)	52.0201	0	0	0	0	0	0	0	1	0	0	0	0	1	0	2
General Studies (AGS)	24.0102	0	1	0	0	0	0	0	0	0	1	1	1	0	1	5
Graphic Design - (AAS)	50.0409	0	0	0	0	0	0	0	1	0	0	1	0	0	0	2
Marketing - (AAS)	52.0401	0	0	0	0	0	0	0	0	0	1	0	0	0	0	1

INSTITUTION AND PROGRAM	C.I.P. Number	STATE OF RESIDENCE														Totals
		AK	AZ	CA	HI	ID	MT	NV	NM	ND	OR	SD	UT	WA	WY	
<b>Community College of Denver- cont'd</b>																
Not Seeking A Degree (N/A)	00.0000	0	0	0	0	0	0	0	1	0	0	0	0	0	0	1
Nursing Practical (Cert)	51.1613	0	0	0	0	0	0	0	0	0	0	0	1	0	0	1
Radiology Technology - (AAS)	51.0911	0	0	0	0	0	0	0	0	0	0	2	0	0	0	2
<b>SCHOOL TOTALS</b>		<b>1</b>	<b>1</b>	<b>0</b>	<b>0</b>	<b>1</b>	<b>2</b>	<b>1</b>	<b>3</b>	<b>0</b>	<b>4</b>	<b>6</b>	<b>2</b>	<b>3</b>	<b>2</b>	<b>26</b>
<b>Front Range Community College</b>																
Architectural Technology (AAS)	15.0101	0	0	0	0	0	0	0	0	0	0	0	0	0	1	1
Business (AAS)	52.0101	0	0	0	0	1	0	0	0	0	0	0	0	0	0	1
Dental Assisting (Cert)	51.0601	0	0	0	0	0	0	0	0	0	0	0	0	0	1	1
Emergency Medical Technician (Cert)	51.0904	0	0	0	0	0	0	0	0	0	0	0	0	0	1	1
General Studies (AGS)	24.0102	0	1	0	0	0	0	0	0	2	0	4	0	1	4	12
General Studies (NDS)	24.0102	0	0	0	0	0	0	0	0	0	1	0	0	0	1	2
Hospitality/Food Management (AAS)	52.0901	0	0	0	0	0	0	0	0	0	0	0	0	0	1	1
Interpreter Preparation (AAS)	16.1603	0	0	0	0	0	0	0	0	0	0	0	0	0	1	1
Liberal Studies (AA/AS)	24.0101	0	0	0	0	1	0	0	2	0	0	0	0	0	1	4
Machining Technology (Cert)	48.0503	0	0	0	0	0	0	0	0	0	1	0	0	0	0	1
Nursing (RN) (AAS)	51.1601	0	0	0	0	0	0	0	0	0	0	0	0	0	1	1
Paramedic (Cert)	51.0904	0	0	0	0	0	0	0	0	0	0	0	0	0	1	1
Veterinary Research Technology (AAS)	51.0808	0	0	0	0	0	0	0	0	0	0	0	0	0	1	1
<b>SCHOOL TOTALS</b>		<b>0</b>	<b>1</b>	<b>0</b>	<b>0</b>	<b>2</b>	<b>0</b>	<b>0</b>	<b>2</b>	<b>2</b>	<b>1</b>	<b>5</b>	<b>0</b>	<b>1</b>	<b>14</b>	<b>28</b>
<b>Lamar Community College</b>																
Associate of Arts (AA)	24.0101	0	1	0	0	2	0	0	0	0	1	0	1	0	0	5
Associate of Science (AJEC-S) (AS)	24.0101	2	0	0	0	0	0	0	0	0	0	0	3	0	0	5
Business Technologies (AAS)	52.0407	0	0	0	0	0	0	0	0	0	1	0	0	0	0	1
Equine Business Management (AAS)	01.0507	0	0	0	0	0	0	1	0	0	0	0	0	1	0	2
General Studies (AGS)	24.0102	0	1	0	0	0	0	0	0	0	0	0	0	2	1	4
Horse Management (AAS)	01.0507	1	1	0	0	3	1	0	0	1	0	0	1	1	1	10
Nursing (RN) (AAS)	51.1601	0	0	0	0	0	0	0	0	0	0	0	0	0	1	1
Nursing Practical (Cert)	51.1613	0	0	0	0	0	0	0	1	0	0	0	0	0	0	1



INSTITUTION AND PROGRAM	C.I.P. Number	STATE OF RESIDENCE														Totals
		AK	AZ	CA	HI	ID	MT	NV	NM	ND	OR	SD	UT	WA	WY	
<b>Lamar Community College- cont'd</b>																
<b>SCHOOL TOTALS</b>		<b>3</b>	<b>3</b>	<b>0</b>	<b>0</b>	<b>5</b>	<b>1</b>	<b>1</b>	<b>1</b>	<b>1</b>	<b>2</b>	<b>0</b>	<b>5</b>	<b>4</b>	<b>3</b>	<b>29</b>
<b>Morgan Community College</b>																
Massage Therapy (Cert)	51.3501	0	0	0	0	0	0	0	0	0	0	0	0	0	1	1
<b>SCHOOL TOTALS</b>		<b>0</b>	<b>0</b>	<b>0</b>	<b>0</b>	<b>0</b>	<b>0</b>	<b>0</b>	<b>0</b>	<b>0</b>	<b>0</b>	<b>0</b>	<b>0</b>	<b>0</b>	<b>1</b>	<b>1</b>
<b>Northeastern Junior College</b>																
Agricultural Business (AA)	24.0102	0	0	0	0	0	0	0	0	0	0	0	0	0	1	1
Agriculture (AA)	24.0101	0	0	0	0	0	1	0	0	0	0	0	0	0	0	1
Biology (AS)	26.0101	0	0	0	0	0	0	1	0	0	0	0	0	0	0	1
Computer Science (AS)	24.0199	0	0	0	0	0	0	1	0	0	0	0	0	0	0	1
Criminal Justice (AGS)	24.0102	0	0	0	0	0	0	0	0	0	0	0	0	0	1	1
English (AS)	23.0101	0	0	0	0	0	0	0	0	0	0	0	0	0	1	1
Equine Studies (AAS)	01.0507	1	0	0	0	1	0	0	0	0	0	0	0	0	0	2
General Studies (AGS)	24.0102	0	0	0	0	0	2	0	0	0	0	0	0	0	0	2
Liberal Arts/Science (AA)	24.0199	1	2	0	0	1	1	1	1	0	0	2	0	0	2	11
Nursing (AS)	51.1601	0	0	0	0	0	0	0	1	0	0	0	0	0	0	1
Nursing Practical (Cert)	51.1613	0	1	0	0	0	0	0	0	0	0	0	0	0	0	1
Physical Education/Coaching (AA)	24.0101	0	0	0	0	0	0	0	0	0	0	0	0	0	1	1
Pre-Engineering (AS)	14.0101	0	0	0	0	1	0	0	0	0	0	1	0	0	1	3
Pre-Law (AA)	22.0002	0	0	0	0	0	0	0	1	0	0	0	0	0	0	1
Psychology (AS)	42.0101	0	0	0	0	0	0	0	0	0	1	0	0	0	1	2
Sports Medicine (AS)	24.0199	0	0	0	0	0	0	0	0	0	0	0	0	0	1	1
<b>SCHOOL TOTALS</b>		<b>2</b>	<b>3</b>	<b>0</b>	<b>0</b>	<b>3</b>	<b>4</b>	<b>3</b>	<b>3</b>	<b>0</b>	<b>1</b>	<b>3</b>	<b>0</b>	<b>0</b>	<b>9</b>	<b>31</b>
<b>Otero Junior College</b>																
Associate of Arts (AA)	24.0101	0	1	0	0	1	0	1	9	0	1	1	3	0	0	17
<b>SCHOOL TOTALS</b>		<b>0</b>	<b>1</b>	<b>0</b>	<b>0</b>	<b>1</b>	<b>0</b>	<b>1</b>	<b>9</b>	<b>0</b>	<b>1</b>	<b>1</b>	<b>3</b>	<b>0</b>	<b>0</b>	<b>17</b>

INSTITUTION AND PROGRAM	C.I.P. Number	STATE OF RESIDENCE														Totals
		AK	AZ	CA	HI	ID	MT	NV	NM	ND	OR	SD	UT	WA	WY	
<b>Pikes Peak Community College</b>																
Criminal Justice (AAS)	43.0103	0	0	0	0	0	0	0	1	0	0	0	0	0	0	1
Culinary Arts (AAS)	12.0503	0	0	0	0	0	0	0	0	0	0	1	0	0	0	1
Drafting Technology (AAS)	15.1302	0	0	0	0	0	0	0	1	0	0	0	0	0	0	1
Electronics Technology (AAS)	15.0303	0	0	0	0	0	0	0	1	0	0	0	0	0	0	1
General Studies (AGS)	24.0102	0	0	0	0	0	0	0	0	1	0	0	0	0	0	1
Interior Design (AAS)	50.0408	0	0	0	0	0	0	0	1	0	0	1	0	0	0	2
Interpreter Preparation (AAS)	16.1603	0	0	0	0	0	0	0	0	0	0	0	0	0	1	1
Liberal Arts & Sciences (AA)	24.0101	0	1	0	0	1	0	0	1	0	2	3	0	0	0	8
Liberal Arts & Sciences/Other (AS)	24.0199	0	0	0	0	0	0	0	2	0	0	0	0	0	0	2
<b>SCHOOL TOTALS</b>		<b>0</b>	<b>1</b>	<b>0</b>	<b>0</b>	<b>1</b>	<b>0</b>	<b>0</b>	<b>7</b>	<b>1</b>	<b>2</b>	<b>5</b>	<b>0</b>	<b>0</b>	<b>1</b>	<b>18</b>
<b>Pueblo Community College</b>																
Accounting (AAS)	52.0302	0	0	0	0	0	0	0	1	0	0	0	0	0	0	1
Associate of Arts (AA)	24.0101	0	2	0	0	0	0	0	2	0	0	0	0	0	0	4
Business Management (AAS)	52.0201	1	0	0	0	0	0	0	0	0	0	0	0	0	0	1
Criminal Justice (AAS)	43.0103	0	0	0	0	0	0	0	1	0	0	0	0	0	0	1
General Studies (AGS)	24.0102	0	1	0	0	0	1	0	4	0	0	0	0	0	0	6
Science (AS)	24.0199	0	1	0	0	0	0	0	0	0	0	0	0	0	0	1
<b>SCHOOL TOTALS</b>		<b>1</b>	<b>4</b>	<b>0</b>	<b>0</b>	<b>0</b>	<b>1</b>	<b>0</b>	<b>8</b>	<b>0</b>	<b>0</b>	<b>0</b>	<b>0</b>	<b>0</b>	<b>0</b>	<b>14</b>
<b>Red Rocks Community College</b>																
Computer Assisted Drafting (AAS)	15.1601	1	0	0	0	0	0	0	0	0	0	0	0	0	0	1
Criminal Justice (AAS)	43.0103	0	0	0	0	0	1	0	0	0	0	0	0	0	0	1
Emergency Medical Technician (Cert)	51.0904	0	0	0	0	0	0	0	1	0	0	0	0	0	0	1
Fire Science (AAS)	43.0201	0	0	0	0	0	1	0	0	0	0	0	1	0	1	3
General Science (AS)	24.0199	0	0	0	0	0	1	0	1	1	0	0	2	0	1	6
General Studies (AA/AGS)	24.0102	0	0	0	0	0	0	0	0	1	1	0	0	0	0	2
Liberal Arts/Transfer (AA/AS)	24.0101	0	0	0	0	0	0	0	4	0	0	0	0	1	0	5
Medical Office Management (AAS)	51.0705	0	0	0	0	0	0	0	0	0	0	0	1	0	0	1
<b>SCHOOL TOTALS</b>		<b>1</b>	<b>0</b>	<b>0</b>	<b>0</b>	<b>0</b>	<b>3</b>	<b>0</b>	<b>6</b>	<b>2</b>	<b>1</b>	<b>0</b>	<b>4</b>	<b>1</b>	<b>2</b>	<b>20</b>

INSTITUTION AND PROGRAM	C.I.P. Number	STATE OF RESIDENCE														Totals
		AK	AZ	CA	HI	ID	MT	NV	NM	ND	OR	SD	UT	WA	WY	
<b>Trinidad State Junior College</b>																
Civil Engineering Technician (AAS)	15.0201	0	0	0	0	0	0	1	1	0	0	0	0	0	0	2
Construction Technology (Cert)	46.0000	0	0	0	0	0	0	1	0	0	0	0	0	0	0	1
Cosmetology Manicurist (Cert)	12.0401	0	1	0	0	0	0	0	0	0	0	0	0	0	0	1
Criminal Justice (AAS)	43.0103	0	0	0	0	0	0	0	1	0	0	0	0	0	0	1
Early Childhood Education (AAS)	13.1204	0	0	0	0	0	0	0	1	0	0	0	0	0	0	1
General Studies (AGS)	24.0102	0	1	0	0	0	0	0	0	0	0	0	0	0	0	1
Gunsmithing (AAS)	47.0402	0	0	0	0	0	2	0	0	0	1	0	0	0	1	4
Gunsmithing (Cert)	47.0402	0	0	0	0	0	0	0	0	0	1	0	0	0	0	1
Liberal Arts & Sciences (AS)	24.0101	0	0	0	0	1	0	0	16	0	0	0	1	0	0	18
Liberal Arts/Science (AA)	24.0199	1	0	0	0	1	0	0	5	0	0	0	0	1	0	8
Multi Media (AAS)	10.9394	0	0	0	0	0	0	0	1	0	0	0	0	0	0	1
<b>SCHOOL TOTALS</b>		<b>1</b>	<b>2</b>	<b>0</b>	<b>0</b>	<b>2</b>	<b>2</b>	<b>2</b>	<b>25</b>	<b>0</b>	<b>2</b>	<b>0</b>	<b>1</b>	<b>1</b>	<b>1</b>	<b>39</b>
<b>TWO-YEAR INSTITUTIONS TOTALS</b>		<b>21</b>	<b>24</b>	<b>1</b>	<b>0</b>	<b>22</b>	<b>17</b>	<b>18</b>	<b>74</b>	<b>12</b>	<b>21</b>	<b>30</b>	<b>55</b>	<b>16</b>	<b>52</b>	<b>363</b>
<b>COLORADO FOUR-YEAR INSTITUTIONS (10)</b>																
<b>Adams State College</b>																
Art (BA)	50.0701	0	1	0	0	0	0	0	0	0	0	0	0	0	0	1
Biology (BA/BS)	26.0101	1	2	0	0	0	0	0	12	0	0	1	2	0	0	18
Business Administration (BA)	52.0201	0	4	1	0	0	0	0	0	0	0	0	0	0	0	5
Business Administration (BS)	52.0201	0	6	0	0	1	0	1	4	0	0	0	1	1	0	14
Chemistry (BA/BS)	40.0501	0	2	0	0	0	0	0	2	0	1	0	0	0	0	5
English (BA)	23.0101	0	4	1	0	0	0	0	0	1	0	0	0	1	0	7
Exercise Science (BA)	31.0505	2	6	0	0	0	0	0	7	1	1	0	0	0	0	17
History/Government (BA)	45.9999	0	4	0	0	0	0	0	3	0	0	0	0	0	0	7
Interdisciplinary Studies (BA)	24.0101	0	1	2	0	0	0	1	6	0	0	0	1	0	0	11
Math (BA/BS)	27.0101	0	0	0	0	0	0	0	1	1	0	0	0	0	0	2
Music (BA/BS)	50.0901	0	0	0	0	0	0	0	2	0	0	0	0	0	0	2
Physics (BS)	40.0801	0	2	0	0	0	0	0	0	0	0	0	0	0	0	2
Psychology (BA/BSE)	42.0101	1	0	0	0	0	0	0	1	0	0	0	0	0	0	2

INSTITUTION AND PROGRAM	C.I.P. Number	STATE OF RESIDENCE														Totals
		AK	AZ	CA	HI	ID	MT	NV	NM	ND	OR	SD	UT	WA	WY	
<b>Adams State College- cont'd</b>																
Sociology (BA)	45.1101	0	1	0	1	0	0	0	1	0	0	0	0	0	0	3
Theater (BA)	50.0501	0	0	0	0	0	0	0	0	0	0	0	0	1	0	1
Undeclared (BS)	99.9999	0	2	1	0	0	0	1	6	0	0	0	1	0	0	11
<b>SCHOOL TOTALS</b>		<b>4</b>	<b>35</b>	<b>5</b>	<b>1</b>	<b>1</b>	<b>0</b>	<b>3</b>	<b>45</b>	<b>3</b>	<b>2</b>	<b>1</b>	<b>5</b>	<b>3</b>	<b>0</b>	<b>108</b>
<b>Colorado State University</b>																
Accounting (BS)	52.0201	0	1	0	0	0	2	0	0	1	0	0	0	1	0	5
Agricultural Business (BS)	01.0102	0	0	0	0	0	0	0	0	0	1	0	0	0	0	1
Animal Science (BS)	02.0201	0	1	0	2	0	0	0	1	0	0	0	1	0	1	6
Anthropology (BA)	45.0201	0	0	0	0	0	0	0	1	0	0	0	0	0	0	1
Apparel Merchandising (BS)	19.0901	0	0	0	0	0	0	0	0	0	1	0	0	0	1	2
Art (BA)	50.0701	1	0	0	1	1	0	1	1	0	2	0	0	0	1	8
Biochemistry (BS)	26.0202	1	0	0	1	1	0	1	0	0	1	2	1	0	0	8
Biological Sciences (BS)	26.0101	2	2	0	2	2	1	3	2	2	6	4	1	2	2	31
Business Administration (BS)	52.0201	3	1	0	0	0	3	1	1	0	1	2	0	0	2	14
Chemical Engineering (BS)	14.0701	0	0	0	0	0	0	0	0	0	0	0	0	1	0	1
Chemistry (BS)	40.0501	1	0	0	0	0	1	0	1	0	0	1	0	0	0	4
Civil Engineering (BS)	14.1901	1	0	0	1	1	0	2	2	0	0	0	0	0	1	8
Computer Engineering (BS)	14.0901	0	1	0	0	0	0	0	0	0	0	0	0	0	0	1
Computer Science (BS)	11.0101	0	1	0	0	0	0	0	1	0	0	1	0	0	1	4
Economics (BA)	45.0601	1	0	0	0	0	1	0	0	0	0	0	0	0	1	3
Electrical Engineering (BS)	14.1001	1	0	0	0	1	0	0	3	0	0	0	2	0	1	8
Engineering Science (BS)	14.1301	0	0	0	0	0	0	1	0	0	0	0	0	1	0	2
English (BA)	23.0101	0	1	0	0	0	0	1	1	0	0	1	0	0	1	5
Environmental Engineering (BS)	14.1401	0	0	0	1	0	0	0	0	0	0	0	0	0	1	2
Environmental Health (BS)	51.2202	0	1	0	1	0	0	0	0	0	1	0	0	0	0	3
Equine Science (BS)	01.0307	0	5	0	0	0	0	1	3	0	2	1	0	1	1	14
Foreign Language (BA)	16.0101	1	0	0	0	0	0	0	1	0	0	0	0	0	0	2
Health and Exercise Science (BS)	31.0505	1	1	0	2	0	2	3	4	0	3	3	1	0	0	20
History (BA)	45.0801	0	1	0	0	0	0	0	1	0	0	0	0	0	0	2
Human Development/Family Studies (BS)	19.0701	1	0	0	0	0	0	0	0	0	0	1	0	0	0	2
Interior Design (BS)	50.0408	1	0	0	0	0	0	0	0	0	0	0	0	0	0	1

INSTITUTION AND PROGRAM	C.I.P. Number	STATE OF RESIDENCE														Totals
		AK	AZ	CA	HI	ID	MT	NV	NM	ND	OR	SD	UT	WA	WY	
<b>Colorado State University- cont'd</b>																
Landscape Architecture (BS)	04.0601	0	0	0	0	0	0	0	0	0	0	0	0	1	1	2
Liberal Arts (BA)	24.0101	0	0	0	0	0	0	0	0	0	0	1	0	0	1	2
Management (BS)	52.0201	1	0	0	0	0	0	0	0	0	0	0	0	1	0	2
Management Information Systems (BS)	52.1201	0	0	0	0	0	0	0	0	0	1	0	0	0	0	1
Marketing (BS)	52.0201	0	0	0	0	0	0	0	4	0	1	0	1	2	0	8
Math (BS)	27.0101	2	0	0	0	0	1	0	0	0	0	0	0	2	0	5
Mechanical Engineering (BS)	14.1901	1	0	0	1	4	0	1	4	1	2	3	0	1	3	21
Microbiology (BS)	26.0501	2	1	0	0	0	0	0	5	0	1	0	0	0	4	13
Music (BA/BM)	50.0901	0	0	0	0	0	0	0	0	0	0	0	0	0	1	1
Music Education (BM)	50.0901	0	0	0	0	1	0	0	0	0	0	0	0	0	0	1
Natural Resources Management (BS)	03.0201	0	0	0	0	0	0	0	1	0	0	0	0	0	0	1
Natural Sciences (BS)	40.0101	0	0	0	1	0	0	0	0	0	0	0	0	0	0	1
Nutrition (BS)	26.0609	0	0	0	0	1	1	0	0	0	1	0	0	1	0	4
Open Option (N/A)	99.9999	9	2	0	1	2	2	1	7	0	3	5	2	2	2	38
Philosophy (BS)	38.0101	1	0	0	0	0	0	0	0	0	0	0	0	0	0	1
Physics (BS)	40.0801	0	0	0	1	0	0	0	0	0	1	0	0	0	0	2
Political Science (BA)	45.1001	0	1	0	0	1	0	1	0	1	0	1	0	0	2	7
Psychology (BS)	42.0101	0	1	0	0	0	0	0	3	0	1	2	0	1	4	12
Sociology (BA)	45.1101	0	0	0	0	0	1	1	1	0	0	0	0	1	0	4
Technical Journalism (BA)	09.0401	0	0	0	1	1	0	0	0	0	1	2	1	1	2	9
Tourism & Hospitality Mgmt. Comp. (BS)	52.0903	0	0	0	0	0	0	0	0	0	1	0	0	0	0	1
Wildlife Biology (BS)	03.0601	0	0	0	0	0	0	0	0	1	1	0	0	0	0	2
Zoology (BS)	26.0701	1	3	0	0	1	0	1	1	0	2	0	1	0	0	10
<b>SCHOOL TOTALS</b>		<b>32</b>	<b>24</b>	<b>0</b>	<b>16</b>	<b>17</b>	<b>15</b>	<b>19</b>	<b>49</b>	<b>6</b>	<b>34</b>	<b>30</b>	<b>11</b>	<b>19</b>	<b>34</b>	<b>306</b>
<b>Colorado State University-Pueblo</b>																
Art (BA/BS)	50.0702	0	1	0	0	0	0	0	1	0	1	0	1	0	0	4
Automotive Industry Mgmt. (BS)	15.0803	1	0	0	0	0	0	0	3	1	0	0	0	1	0	6
Biological Sciences (BS)	26.0101	0	4	0	4	0	1	0	6	1	2	0	2	3	1	24
Business (BA/BS)	52.0101	2	2	0	1	0	0	2	8	0	4	1	3	3	0	26
Business Economics (BS BA)	52.0601	0	1	0	0	0	0	0	0	0	0	0	0	0	0	1
Chemistry (BS)	40.0501	0	0	0	0	0	0	0	0	0	0	1	0	0	0	1

INSTITUTION AND PROGRAM	C.I.P. Number	STATE OF RESIDENCE														Totals
		AK	AZ	CA	HI	ID	MT	NV	NM	ND	OR	SD	UT	WA	WY	
<b>Colorado State University-Pueblo- cont'd</b>																
Civil Engineering Technology (BSCET)	15.0201	0	0	0	0	0	0	0	3	0	0	0	2	0	0	5
Computer Information Systems (BS)	11.0401	1	0	0	2	0	0	0	2	0	0	0	1	0	1	7
English (BA)	23.0101	1	0	0	0	0	0	0	0	0	1	1	1	0	0	4
Exercise Science & Health Promotion (BS)	31.0505	2	1	0	3	0	0	1	7	1	4	0	0	1	1	21
Facilities Mgmt. & Tech. Studies (BS)	15.0612	0	0	0	0	0	0	0	2	0	0	0	0	0	0	2
Foreign Language (BA)	16.0101	0	0	0	0	0	0	0	0	0	0	0	0	0	1	1
History (BA)	54.0101	0	0	0	0	0	0	0	0	0	0	0	0	1	0	1
Industrial Engineering (BSIEN)	14.3501	0	0	0	1	0	0	0	2	0	0	0	0	0	0	3
Liberal Studies (BS)	24.0101	0	3	0	0	0	0	0	1	0	1	0	0	2	1	8
Mass Communication (BA/BS)	09.0102	0	2	0	3	0	0	2	3	0	0	0	1	3	0	14
Math (BA/BS)	27.0101	0	0	0	0	0	0	0	0	0	2	0	0	1	0	3
Mechanical Engineering Tech. (BSMET)	15.0805	0	0	0	1	0	0	0	0	0	0	0	0	0	0	1
Nursing (BSN)	51.1601	0	0	0	2	0	1	0	7	0	0	0	0	1	0	11
Physics (BS)	40.0801	0	0	0	0	0	0	0	1	0	0	0	0	0	0	1
Political Science (BA/BS)	45.1001	0	1	0	0	0	0	1	0	0	0	0	0	2	0	4
Psychology (BA/BS)	42.0101	0	2	0	3	0	0	1	3	0	3	0	0	0	0	12
Recreation (BS)	31.0301	0	0	0	0	0	0	0	0	0	0	0	0	1	0	1
Social Work (BSW)	44.0701	0	1	0	1	0	1	0	0	0	0	0	0	0	0	3
Sociology (BA/BS)	45.1101	1	1	0	1	1	0	0	6	0	1	0	1	1	0	13
Speech Communication (BA/BS)	23.1001	0	0	0	0	0	0	0	1	0	0	0	0	0	0	1
Unclassified (N/A)	00.0000	0	0	0	0	0	0	0	1	0	0	0	0	0	0	1
Undecided (N/A)	99.9999	1	1	0	2	1	0	0	1	1	2	0	1	2	0	12
<b>SCHOOL TOTALS</b>		<b>9</b>	<b>20</b>	<b>0</b>	<b>24</b>	<b>2</b>	<b>3</b>	<b>7</b>	<b>58</b>	<b>4</b>	<b>21</b>	<b>3</b>	<b>13</b>	<b>22</b>	<b>5</b>	<b>191</b>
<b>Fort Lewis College</b>																
Accounting (BBA)	52.0301	0	1	0	0	0	0	0	0	0	0	0	0	0	0	1
Anthropology (BA/BS)	45.0201	0	0	0	0	0	0	0	1	0	0	0	0	0	0	1
Art (BA)	50.0701	0	1	0	0	0	0	0	1	0	1	0	2	0	0	5
Biology (BA/BS)	26.0101	1	3	0	0	0	0	0	3	0	0	0	1	0	0	8
Business Administration (BBA)	52.0201	0	4	0	0	0	0	0	4	0	1	0	1	2	1	13
Computer Science (BA)	11.0701	0	0	0	0	0	0	0	0	0	0	0	0	0	1	1
Education - Undeclared (BA)	13.0101	0	4	0	0	0	0	0	2	0	0	0	1	0	0	7

INSTITUTION AND PROGRAM	C.I.P. Number	STATE OF RESIDENCE														Totals
		AK	AZ	CA	HI	ID	MT	NV	NM	ND	OR	SD	UT	WA	WY	
<b>Fort Lewis College-cont'd</b>																
Engineering (UNDU)	14.0101	0	1	0	0	0	0	0	1	0	0	0	0	0	0	2
English (AA/BA)	23.0101	0	1	0	0	0	0	0	1	0	0	0	0	1	0	3
Exercise Science (BA)	31.0505	0	1	0	0	0	0	0	4	0	0	0	1	0	0	6
History (AA/BA)	45.0801	0	0	0	0	1	0	0	0	0	0	0	2	0	0	3
Humanities (BA)	24.0103	0	0	0	0	0	0	0	1	0	0	0	0	0	0	1
Mathematics (BA)	27.0101	0	1	0	0	1	0	0	0	0	0	0	0	0	0	2
Music (BA/BS)	50.0901	0	0	0	0	0	0	0	1	0	0	0	0	0	0	1
Political Science (BA)	45.1001	0	0	0	0	0	0	0	2	0	0	0	0	0	0	2
Psychology (BA/BSE)	42.0101	0	3	0	0	0	0	0	3	0	0	0	0	0	0	6
Undeclared (BA)	99.9999	0	2	0	0	2	0	0	4	0	1	0	1	0	0	10
<b>SCHOOL TOTALS</b>		<b>1</b>	<b>22</b>	<b>0</b>	<b>0</b>	<b>4</b>	<b>0</b>	<b>0</b>	<b>28</b>	<b>0</b>	<b>3</b>	<b>0</b>	<b>9</b>	<b>3</b>	<b>2</b>	<b>72</b>
<b>Mesa State College</b>																
Adm. Office Tech.-Legal Secretary (AAS)	52.0204	0	0	0	0	0	0	0	0	0	0	0	0	0	1	1
Biological Sciences (BS)	26.0101	3	1	0	0	1	1	0	0	0	0	3	0	1	2	12
Business Administration (BBA)	52.0201	2	1	0	0	1	0	2	0	0	1	0	1	0	4	12
Computer Information Systems (BS)	52.1201	0	0	0	1	0	0	0	0	0	0	0	0	0	0	1
Computer Science (BS)	11.0101	0	0	0	0	0	0	0	0	0	1	0	0	0	0	1
Cooking and Culinary Arts (Cert)	12.0500	0	0	0	0	0	0	0	0	0	1	0	1	0	0	2
Criminal Justice (AAS)	43.0103	0	1	0	0	0	0	0	0	0	0	0	0	0	0	1
English (BA)	23.0101	0	0	0	0	1	1	0	0	0	0	0	0	0	2	4
Environmental Science (BS)	03.0104	0	0	0	0	0	0	0	0	0	1	0	0	0	1	2
Fine And Performing Arts (BA)	50.0101	1	1	0	2	3	1	0	1	0	0	0	1	1	5	16
History (BA/BS)	54.0101	0	0	0	0	0	0	0	0	0	0	0	0	1	1	2
Human Performance/Fitness (BA/BS)	31.0504	1	1	0	2	3	2	1	3	0	1	5	3	3	2	27
Liberal Arts & Sciences (AA)	24.0101	0	1	0	0	0	0	1	0	0	2	0	2	0	2	8
Liberal Arts & Sciences (BA/BS)	24.0101	1	1	0	3	0	0	0	0	0	0	0	4	0	4	13
Liberal Arts (AS)	24.0199	1	1	0	0	0	0	0	0	0	0	0	0	0	0	2
Machine Tool Technology (AAS)	48.0501	0	0	0	0	0	0	0	0	0	0	0	0	0	1	1
Mass Communication (BA)	09.0102	1	3	0	5	1	0	0	0	0	0	0	2	0	7	19
Math (BA/BS)	27.0101	0	0	0	0	0	0	0	0	0	0	0	0	0	1	1
Nursing (BS/BSN)	51.1601	0	0	0	0	0	1	0	0	0	0	0	2	1	2	6

INSTITUTION AND PROGRAM	C.I.P. Number	STATE OF RESIDENCE														Totals
		AK	AZ	CA	HI	ID	MT	NV	NM	ND	OR	SD	UT	WA	WY	
<b>Mesa State College- cont'd</b>																
Physical Science (BS)	40.0101	0	0	0	0	0	0	0	1	0	0	0	1	0	0	2
Political Science (BA)	45.1001	0	1	0	0	0	0	0	0	0	0	0	2	0	1	4
Pre-Athletic Training (BA)	99.9999	1	1	0	0	1	0	0	0	0	0	1	0	0	2	6
Pre-Business (BBA)	99.9999	3	4	0	4	1	1	0	2	0	0	3	2	2	6	28
Pre-Computer Information Systems (BS)	99.9999	1	0	0	2	0	0	0	0	0	0	0	0	0	0	3
Psychology (BA/BSE)	42.0101	2	2	0	1	1	0	0	1	0	0	0	2	0	3	12
Radiological Technology (AAS)	51.0907	1	0	0	0	0	0	0	0	0	0	0	0	0	0	1
Social Science (BA)	45.0101	0	1	0	0	1	0	0	0	1	1	0	1	0	0	5
Sociology (BA)	45.1101	1	1	0	2	0	0	1	2	0	0	0	0	0	1	8
Undeclared (AA)	99.9999	2	1	0	0	0	0	0	0	0	0	0	0	0	3	6
Undeclared (BA)	99.9999	0	1	0	2	1	0	0	0	1	0	0	2	1	2	10
Undeclared (BS)	99.9999	1	0	0	0	0	1	0	0	0	0	1	2	0	0	5
Undeclared (BSN)	99.9999	7	0	0	6	0	0	0	1	0	0	1	2	0	2	19
Undeclared- Natural Science/Math (AS)	99.9999	0	0	0	0	0	0	0	0	0	0	0	1	0	0	1
<b>SCHOOL TOTALS</b>		<b>29</b>	<b>23</b>	<b>0</b>	<b>30</b>	<b>15</b>	<b>8</b>	<b>5</b>	<b>11</b>	<b>2</b>	<b>8</b>	<b>14</b>	<b>31</b>	<b>10</b>	<b>55</b>	<b>241</b>
<b>Metropolitan State College of Denver</b>																
Civil Engineering Technology (BSCET)	15.0201	0	1	0	1	0	0	0	0	0	0	0	0	0	1	3
Health Care Management (BS)	51.0701	0	2	0	0	0	0	0	1	0	0	1	0	0	2	6
Hospitality Restaurant Management (BA)	52.0901	0	0	0	0	0	0	0	1	0	0	0	0	0	0	1
Meteorology (BS)	40.0401	0	0	0	0	0	0	0	1	0	0	0	0	0	0	1
Surveying & Mapping (BS)	15.1102	0	0	0	0	0	0	0	0	0	0	0	0	0	3	3
<b>SCHOOL TOTALS</b>		<b>0</b>	<b>3</b>	<b>0</b>	<b>1</b>	<b>0</b>	<b>0</b>	<b>0</b>	<b>3</b>	<b>0</b>	<b>0</b>	<b>1</b>	<b>0</b>	<b>0</b>	<b>6</b>	<b>14</b>
<b>University of Colorado at Colorado Springs</b>																
Biology (BA/BS)	26.0101	0	0	0	0	0	0	0	1	0	0	0	0	0	0	1
Chemistry (BA/BS)	40.0501	0	0	0	1	0	0	0	1	0	0	0	0	0	0	2
Communication (BA)	09.0101	0	0	0	0	0	0	0	0	0	0	1	0	1	0	2
Computer Engineering (BS)	14.0901	0	0	0	0	0	0	0	1	0	0	0	0	0	0	1
Computer Science (BS)	11.0101	0	0	0	0	0	0	0	1	0	0	0	0	0	0	1
General Business (BS)	52.0201	3	1	0	0	0	0	0	0	0	0	1	0	1	0	6



INSTITUTION AND PROGRAM	C.I.P. Number	STATE OF RESIDENCE														Totals
		AK	AZ	CA	HI	ID	MT	NV	NM	ND	OR	SD	UT	WA	WY	
<b>University of Colorado at Colorado Springs- cont'd</b>																
Letters, Arts, & Sciences-Undetermined (BA)	24.0201	0	0	0	0	0	0	0	1	0	0	0	0	0	0	1
Psychology (BA)	42.0101	1	0	0	0	0	1	0	2	0	0	0	0	0	1	5
Sociology (BA)	45.1101	0	0	0	0	0	0	0	1	0	0	0	0	0	0	1
<b>SCHOOL TOTALS</b>		<b>4</b>	<b>1</b>	<b>0</b>	<b>1</b>	<b>0</b>	<b>1</b>	<b>0</b>	<b>8</b>	<b>0</b>	<b>0</b>	<b>2</b>	<b>0</b>	<b>2</b>	<b>1</b>	<b>20</b>
<b>University of Colorado at Denver</b>																
Art (BFA)	50.0701	0	0	0	1	0	0	0	3	0	3	1	0	0	0	8
Biology (BS)	26.0101	0	1	0	0	0	0	0	1	0	0	1	0	0	0	3
Business Administration- Management (BS)	52.0201	0	0	0	0	0	0	0	0	0	0	1	0	0	2	3
Civil Engineering (BS)	14.0801	0	0	0	0	0	0	0	0	0	0	1	0	0	0	1
Communications (BA)	09.0101	0	1	0	0	2	0	0	1	1	0	1	1	1	0	8
Film (BA)	50.0601	0	0	0	0	0	0	0	1	0	0	0	0	0	0	1
Liberal Arts & Sciences (BA/BS)	24.0101	0	1	0	0	0	0	0	1	1	2	1	0	1	0	7
Liberal Arts Pre-Engineering (BS)	24.0199	2	0	0	0	0	0	0	1	1	0	1	0	0	0	5
Liberal Arts Pre-Nursing (BS)	24.0101	0	0	0	0	0	1	0	0	0	0	0	0	0	0	1
Marketing (BS Bus)	52.1401	0	1	0	0	0	0	0	0	1	0	0	0	0	2	4
Music (BS)	50.0901	0	0	0	0	0	0	0	0	0	0	0	0	1	0	1
Music Industry Studies (BS)	50.0901	0	2	0	1	1	0	0	1	0	0	2	0	2	0	9
Philosophy (BA)	38.0101	0	0	0	0	0	0	1	0	0	0	0	0	0	0	1
Pre-Dental (BS)	51.1101	0	2	0	0	0	0	0	0	0	0	0	0	0	0	2
Pre-Engineering (BA/BS)	14.0101	2	0	0	0	0	0	0	1	1	0	1	0	0	0	5
Pre-Medicine (BS)	51.1102	1	1	0	0	0	0	0	2	0	1	1	0	0	1	7
Pre-Pharmacy (BS)	51.2001	0	0	0	1	0	1	0	1	0	0	0	0	0	0	3
Psychology (BA/BSE)	42.0101	0	1	0	0	0	1	0	1	0	0	0	0	0	1	4
Sociology (BA)	45.1101	0	0	0	0	0	0	0	1	1	0	1	0	0	0	3
<b>SCHOOL TOTALS</b>		<b>5</b>	<b>10</b>	<b>0</b>	<b>3</b>	<b>3</b>	<b>3</b>	<b>1</b>	<b>15</b>	<b>6</b>	<b>6</b>	<b>12</b>	<b>1</b>	<b>5</b>	<b>6</b>	<b>76</b>
<b>University of Northern Colorado</b>																
Biological Sciences (BS)	26.0101	1	2	0	2	0	1	0	4	0	1	2	1	0	3	17
Business Administration (BS)	52.0201	8	3	0	23	1	5	1	8	5	3	15	0	1	24	97
Chemistry (BS)	40.0501	0	0	0	3	1	1	1	2	0	1	1	0	1	5	16

INSTITUTION AND PROGRAM	C.I.P. Number	STATE OF RESIDENCE														Totals
		AK	AZ	CA	HI	ID	MT	NV	NM	ND	OR	SD	UT	WA	WY	
<b>University of Northern Colorado- cont'd</b>																
Communication (BA)	09.0101	0	0	0	1	0	0	0	1	0	0	0	0	0	1	3
Communication Disorders (BA)	51.0203	2	0	0	3	1	1	0	0	1	0	4	0	0	6	18
Criminal Justice (BS)	43.0104	0	0	0	4	0	0	1	0	0	0	0	1	2	1	9
Dietetics-(BS)	51.3101	2	0	0	1	0	1	0	0	0	1	2	0	2	0	9
Earth Sciences (BS)	40.0601	0	0	0	1	0	0	0	0	0	1	0	0	0	0	2
Economics (BA)	45.0601	0	0	0	0	0	0	0	0	0	0	0	0	1	0	1
English (BA)	23.0101	0	0	0	3	0	0	0	3	0	0	1	0	0	7	14
Foreign Language (BA)	16.0101	0	0	0	0	0	1	0	0	0	0	0	0	0	0	1
Geography (BA)	45.0701	1	0	0	0	0	0	0	0	0	0	0	0	0	0	1
History (BA)	54.0101	1	0	0	1	0	0	0	0	0	0	0	0	0	1	3
Human Rehabilitative Services (BS)	51.2399	0	0	0	1	0	0	0	1	0	0	0	0	0	0	2
Interdisciplinary Sciences (BA)	30.9999	2	1	0	16	2	2	0	4	1	2	5	0	1	13	49
Journalism (BA)	09.0401	0	0	0	0	0	0	0	0	0	0	1	1	0	0	2
Mathematics (BS)	27.0101	0	0	0	1	0	1	0	0	0	0	2	0	0	3	7
Music (BA/BM)	50.0901	4	1	0	2	0	2	0	1	1	0	0	1	0	6	18
Music Education (BA)	13.1312	0	0	0	0	0	2	0	1	0	3	0	0	0	5	11
Musical Theatre (BA)	50.0599	2	4	0	0	0	3	0	0	0	4	1	0	2	1	17
Nursing (BS)	51.1601	0	0	0	3	0	1	0	2	0	0	0	0	0	4	10
Philosophy (BS)	38.0101	0	0	0	0	0	0	0	0	0	0	0	0	1	0	1
Physics (BS)	40.0801	0	0	0	1	0	0	0	0	0	0	2	0	0	0	3
Political Science (BA)	45.1001	0	0	0	3	1	1	0	1	0	0	1	0	0	1	8
Psychology (BA)	42.0101	1	0	0	7	1	1	0	2	1	1	2	2	1	1	20
Recreation (BS)	31.0301	0	0	0	1	1	0	0	2	0	0	0	0	0	0	4
Sociology (BA)	45.1101	0	0	0	2	0	0	0	0	0	0	0	0	0	2	4
Spanish (BA)	16.0905	0	0	0	0	0	0	0	0	0	0	0	0	0	1	1
Special Education (BA)	13.1001	0	0	0	0	0	1	1	0	0	0	0	0	0	0	2
Sport and Exercise (BS)	31.0505	2	1	0	5	1	2	0	1	1	3	5	0	3	8	32
Theater (BA)	50.0501	1	8	0	1	0	0	2	1	0	0	2	0	0	0	15
Undeclared (BA)	99.9999	8	3	0	13	3	2	2	8	6	5	10	1	5	10	76
Visual Arts (BA)	50.0701	1	0	0	2	0	1	0	2	0	0	4	0	0	3	13
<b>SCHOOL TOTALS</b>		<b>36</b>	<b>23</b>	<b>0</b>	<b>100</b>	<b>12</b>	<b>29</b>	<b>8</b>	<b>44</b>	<b>16</b>	<b>25</b>	<b>60</b>	<b>7</b>	<b>20</b>	<b>106</b>	<b>486</b>

INSTITUTION AND PROGRAM	C.I.P. Number	STATE OF RESIDENCE														Totals
		AK	AZ	CA	HI	ID	MT	NV	NM	ND	OR	SD	UT	WA	WY	
<b>Western State College of Colorado</b>																
Art (BA)	50.0701	0	0	0	0	0	0	0	0	0	1	0	0	0	0	1
Art (BFA)	50.0701	0	0	0	0	0	1	0	0	0	0	0	0	0	0	1
Biology (BA)	26.0101	0	2	0	1	1	0	1	0	0	1	0	0	0	2	8
Business Administration (BBA)	52.0201	2	6	0	0	0	0	0	0	1	1	0	0	0	3	13
Chemistry (BA)	40.0501	1	0	0	0	0	0	0	0	0	0	0	0	0	0	1
Communication & Theatre (BA)	09.0101	1	0	0	0	0	0	0	0	0	0	0	0	0	0	1
Computer Information Science (BA)	52.1201	0	0	0	0	0	0	0	0	0	0	0	0	1	0	1
Economics (BA)	45.0601	1	0	0	0	0	0	0	0	0	0	0	0	0	0	1
Environmental Studies (BA)	03.0102	1	0	0	0	0	0	0	0	0	0	0	0	0	1	2
History (BA)	45.0801	1	0	0	0	0	0	0	0	0	1	0	0	0	0	2
Interdisciplinary Studies (BA)	24.0101	1	0	0	0	0	0	0	0	0	0	0	0	0	0	1
Kinesiology (BA)	31.0505	1	2	0	0	0	0	0	0	0	0	0	0	1	1	5
Mathematics (BA)	27.0101	0	2	0	0	0	0	0	0	0	0	0	0	0	0	2
Music (BA/BS)	50.0901	1	1	0	0	0	0	0	0	0	0	0	0	0	0	2
Not declared (BA)	99.9999	1	0	0	0	0	0	0	1	0	0	0	0	0	0	2
Political Science (BA)	45.1001	1	0	0	0	0	0	0	0	0	0	0	0	0	0	1
Psychology (BA)	42.0101	0	1	0	0	0	0	0	0	0	0	0	0	1	0	2
Recreation (BA)	36.0199	0	1	0	1	1	0	0	0	0	0	0	1	0	1	5
Sociology (BA)	45.1101	0	0	0	0	0	0	0	0	0	1	0	0	0	0	1
<b>SCHOOL TOTALS</b>		<b>12</b>	<b>15</b>	<b>0</b>	<b>2</b>	<b>2</b>	<b>1</b>	<b>1</b>	<b>1</b>	<b>1</b>	<b>5</b>	<b>0</b>	<b>1</b>	<b>3</b>	<b>8</b>	<b>52</b>
<b>FOUR-YEAR INSTITUTIONS TOTALS</b>		<b>132</b>	<b>176</b>	<b>5</b>	<b>178</b>	<b>56</b>	<b>60</b>	<b>44</b>	<b>262</b>	<b>38</b>	<b>104</b>	<b>123</b>	<b>78</b>	<b>87</b>	<b>223</b>	<b>1,566</b>
<b>COLORADO TOTALS</b>		<b>153</b>	<b>200</b>	<b>6</b>	<b>178</b>	<b>78</b>	<b>77</b>	<b>62</b>	<b>336</b>	<b>50</b>	<b>125</b>	<b>153</b>	<b>133</b>	<b>103</b>	<b>275</b>	<b>1,929</b>

# HAWAII

INSTITUTION AND PROGRAM	C.I.P. Number	STATE OF RESIDENCE															Totals
		AK	AZ	CA	CO	HI	ID	MT	NV	NM	ND	OR	SD	UT	WA	WY	
<b>HAWAII FOUR-YEAR INSTITUTIONS (2)</b>																	
<b>University of Hawaii at Hilo</b>																	
Administration of Justice (BA/BS)	43.0104	1	0	2	0	0	0	0	0	0	0	1	0	0	0	0	4
Agriculture (BS)	01.0000	0	1	4	2	0	0	0	1	2	0	1	0	0	3	0	14
Anthropology (BA)	45.0201	0	0	8	0	0	1	0	0	0	0	3	1	0	2	0	15
Art (AA)	50.0101	1	0	5	2	0	0	0	0	0	0	0	0	0	2	0	10
Astronomy (BS)	40.0201	0	0	9	1	0	0	0	1	0	0	5	1	0	4	0	21
Biology (BA/BS)	26.0101	1	0	18	8	0	1	4	0	0	1	2	2	1	6	0	44
Business (BAS)	52.0101	5	4	21	3	0	4	0	0	1	0	4	2	0	7	1	52
Chemistry (BA/BS)	40.0501	1	0	4	1	0	0	0	0	0	0	0	0	0	0	0	6
Communication (BA/BS)	10.0104	0	0	16	3	0	2	0	0	0	1	1	0	0	4	0	27
Computer Science (BA)	11.0701	1	0	4	2	0	0	0	0	0	0	1	0	0	0	0	8
English (BA)	23.0101	3	0	6	2	0	1	1	0	0	0	0	0	0	1	0	14
General Undeclared (BA)	01.0106	2	3	11	8	0	6	1	0	1	0	8	1	2	12	1	56
Geography (BA)	45.0701	2	0	2	2	0	0	0	0	0	0	4	0	1	2	0	13
Geology (AS)	24.0199	0	0	7	2	0	0	1	0	1	0	1	0	0	1	0	13
Hawaiian Studies (BA)	05.0202	0	0	2	0	0	0	0	0	0	0	0	0	0	0	0	2
Health Physical Education (BA)	31.0501	4	1	10	1	0	1	0	0	0	0	1	0	0	1	1	20
History (BA)	54.0101	1	0	4	2	0	0	0	0	0	0	0	0	0	2	0	9
Japanese Studies (BA)	05.0127	0	1	0	2	0	0	0	0	0	0	0	0	0	0	0	3
Liberal Studies (BA)	24.0101	1	0	3	3	0	0	0	0	0	0	0	0	0	0	0	7
Linguistics (BA/BS)	16.0102	0	0	1	0	0	0	0	0	1	0	0	0	0	0	0	2
Marine Science (BA)	49.0309	6	6	16	14	0	6	3	5	1	0	11	1	1	9	1	80
Math (BS)	27.0101	0	0	2	0	0	0	0	0	0	0	0	0	0	2	0	4
Nursing (BS)	51.1699	1	0	2	2	0	0	0	0	0	0	3	0	0	1	0	9
Performing Arts (BA)	50.0501	0	0	2	0	0	0	1	0	1	0	1	0	0	3	0	8
Philosophy (BS)	38.0101	1	0	5	0	0	0	1	0	0	0	0	1	0	1	0	9
Physics (BA)	40.0801	0	0	2	2	0	0	0	0	0	0	0	0	0	0	0	4
Political Science (BA)	45.1001	3	1	5	1	0	1	0	0	0	0	3	1	0	1	0	16
Pre-Nursing (N/A)	51.1105	2	1	3	1	0	1	0	1	0	0	0	1	0	5	0	15
Psychology (BA/BSE)	42.0101	4	1	11	3	0	1	2	0	0	0	8	0	0	1	1	32
Sociology (BA)	45.1101	0	0	5	1	0	0	0	0	0	0	1	0	0	1	0	8

INSTITUTION AND PROGRAM	C.I.P. Number	STATE OF RESIDENCE															Totals
		AK	AZ	CA	CO	HI	ID	MT	NV	NM	ND	OR	SD	UT	WA	WY	
<b>University of Hawaii at Hilo- cont'd</b>																	
<b>SCHOOL TOTALS</b>		<b>40</b>	<b>19</b>	<b>190</b>	<b>68</b>	<b>0</b>	<b>25</b>	<b>14</b>	<b>8</b>	<b>8</b>	<b>2</b>	<b>59</b>	<b>11</b>	<b>5</b>	<b>71</b>	<b>5</b>	<b>525</b>
<b>University of Hawaii at Manoa</b>																	
Accounting (BBA)	52.0301	0	0	2	0	0	0	0	1	0	0	0	0	0	0	0	3
American Studies (BA)	05.0122	0	0	4	0	0	0	0	0	0	0	0	0	0	0	0	4
Animal Science (BS)	02.0201	0	1	7	4	0	0	0	0	0	0	0	0	0	1	0	13
Anthropology (BA)	45.0201	3	0	14	3	0	1	0	0	1	0	5	0	0	2	1	30
Apparel Merchandising (BS)	19.0901	0	0	14	2	0	2	1	0	0	0	4	0	0	4	0	27
Art (BA)	50.0701	2	2	31	3	0	0	3	0	0	0	4	1	2	10	2	60
Art (BFA)	50.0701	1	0	0	0	0	0	1	0	0	0	1	0	0	0	0	3
Asian Studies (BA)	05.0103	1	1	8	0	0	0	0	0	2	0	1	0	0	3	0	16
Biological Engineering (BS)	14.0301	0	0	1	1	0	0	0	1	0	0	0	0	0	2	0	5
Biology (BA)	26.0101	5	0	7	4	0	4	0	2	0	0	3	1	0	6	0	32
Biology (BS)	26.0101	1	3	29	6	0	2	1	2	2	0	3	0	0	10	0	59
Botany (BA/BS)	26.0301	0	0	3	0	0	1	0	1	0	0	2	0	0	2	0	9
Chemistry (BA)	40.0501	0	0	1	1	0	0	0	0	0	0	0	0	0	0	0	2
Chemistry (BS)	40.0501	0	0	6	1	0	0	0	0	0	0	2	0	1	0	0	10
Chinese (BA)	05.0123	0	0	5	0	0	0	0	0	0	0	0	0	0	0	0	5
Civil Engineering (BS)	14.0801	2	0	10	1	0	0	0	0	0	0	2	0	0	2	0	17
Classical Studies (BA)	16.1201	0	0	1	0	0	0	0	0	0	0	0	0	0	0	0	1
Communication (BA)	09.0101	0	3	16	2	0	0	0	0	2	0	1	0	0	2	0	26
Computer Science (BS)	11.0701	1	1	9	0	0	1	0	1	1	0	1	1	1	7	0	24
Dance (BA)	50.0301	0	0	3	2	0	0	0	0	0	0	0	0	0	1	0	6
Economics (BA)	45.0601	0	2	8	2	0	0	0	0	0	0	0	0	0	0	0	12
Electrical Engineering (BSEE)	14.1001	2	0	3	0	0	0	0	0	0	0	0	0	0	2	0	7
Elementary Ed. & Special Ed. (BED)	13.1202	0	0	1	0	0	0	0	0	0	0	0	0	0	0	0	1
Elementary Teacher Education (BED)	13.1202	0	0	0	0	0	0	0	0	0	0	1	0	0	0	1	2
English (BA)	23.0101	1	1	18	2	0	1	0	0	0	0	5	1	0	7	0	36
Ethnic Studies (BA)	05.0299	0	0	1	0	0	0	0	0	0	0	0	0	0	0	0	1
Family & Human Studies (AS)	20.0201	1	0	3	1	0	0	0	0	0	0	1	0	0	1	0	7
Finance (BBA)	52.0801	0	0	1	0	0	0	0	1	0	0	0	0	0	1	0	3
Food Science & Human Nutrition (BS)	19.0501	0	0	5	0	0	0	0	1	0	0	1	0	0	5	0	12

INSTITUTION AND PROGRAM	C.I.P. Number	STATE OF RESIDENCE																Totals
		AK	AZ	CA	CO	HI	ID	MT	NV	NM	ND	OR	SD	UT	WA	WY		
<b>University of Hawaii at Manoa- cont'd</b>																		
General Arts & Science (BA)	24.0101	3	5	104	20	0	6	2	1	2	0	14	1	1	17	1	177	
General Business (BBA)	24.0101	2	1	13	1	0	2	0	1	0	0	0	0	1	2	2	25	
Geography (BA)	45.0701	0	0	7	1	0	0	0	0	0	0	1	0	0	0	0	9	
Geology & Geophysics (BS)	40.0699	2	0	5	1	0	0	2	0	0	0	1	0	0	1	1	13	
Geology (BA)	40.0601	0	0	0	0	0	0	0	0	0	0	0	0	0	1	0	1	
Global Environmental Science (BS)	03.0104	1	1	14	0	0	0	0	0	0	0	2	1	0	0	0	19	
Hawaiian (BA)	05.0202	0	0	2	0	0	0	0	0	0	0	0	0	0	0	0	2	
Hawaiian Studies (BA)	05.0202	0	0	3	0	0	0	0	0	0	0	0	0	0	0	0	3	
History (BA)	54.0101	1	1	31	1	0	1	0	0	0	0	4	0	0	3	0	42	
Information & Computer Science (BA)	11.0101	0	0	0	0	0	0	0	0	0	0	1	0	0	0	0	1	
Interdisciplinary Studies (BA)	24.0101	1	0	4	0	0	0	0	0	0	0	0	0	0	1	0	6	
International Business (BBA/BA/BS)	52.1101	0	0	1	0	0	0	0	0	0	0	0	0	0	0	0	1	
Japanese (BA)	16.0302	1	1	2	3	0	0	0	0	0	0	1	0	0	0	0	8	
Journalism (BA)	09.0401	2	0	13	1	0	1	0	0	0	0	0	1	0	2	0	20	
Kinesiology (BS)	31.0501	0	1	2	0	0	0	0	0	0	0	0	0	0	0	0	3	
Liberal Studies (BA)	24.0101	0	0	3	0	0	0	0	0	0	0	0	1	0	3	0	7	
Management (BBA)	52.0201	0	0	1	0	0	0	0	0	0	0	0	0	0	0	0	1	
Management Information System (BBA)	11.0401	0	0	0	1	0	0	0	0	1	0	0	0	0	0	0	2	
Marine Biology (BS)	26.1302	3	3	24	6	0	1	1	2	1	1	0	1	3	5	0	51	
Marketing (BBA)	52.1401	0	1	4	0	0	0	0	0	0	0	0	0	0	0	0	5	
Mathematics (BA)	27.0101	0	0	1	0	0	0	0	0	0	0	0	0	0	1	0	2	
Mathematics (BS)	27.0101	0	0	0	0	0	0	0	0	0	1	0	0	1	0	0	2	
Mechanical Engineering (BS)	14.1901	1	1	6	1	0	0	1	0	0	0	2	0	0	1	0	13	
Medical Technology (BS)	51.1005	1	0	0	0	0	0	0	0	0	0	0	0	0	0	0	1	
Meteorology (BS)	40.0401	0	0	4	0	0	0	0	1	0	0	0	0	0	2	0	7	
Microbiology (BS)	26.0501	0	1	4	0	0	0	0	0	0	0	0	0	0	1	0	6	
Music (BA)	50.0901	0	0	5	1	0	0	0	0	0	0	1	0	0	0	0	7	
Music (BMUS)	50.0901	0	0	0	0	0	0	0	0	0	0	0	0	0	1	0	1	
Nat'l Resources Environmental Mgmt. (BS)	31.0301	0	0	4	1	0	0	0	0	0	0	2	0	0	0	0	7	
Philippine Language & Literature (BA)	16.1404	0	0	1	0	0	0	0	0	0	0	0	0	0	0	0	1	
Philosophy (BA)	38.0101	0	0	9	1	0	1	0	0	0	0	2	0	1	0	0	14	
Physics (BS)	40.0801	0	0	2	0	0	0	0	1	0	0	0	0	1	3	0	7	
Plant & Environmental Biotech (BS)	02.0401	1	0	0	0	0	0	0	0	0	0	0	0	0	0	0	1	

INSTITUTION AND PROGRAM	C.I.P. Number	STATE OF RESIDENCE															Totals
		AK	AZ	CA	CO	HI	ID	MT	NV	NM	ND	OR	SD	UT	WA	WY	
<b>University of Hawaii at Manoa- cont'd</b>																	
Plant & Environmental Protection Sci. (BS)	02.0401	1	0	0	0	0	0	0	0	0	0	1	0	0	0	0	2
Political Science (BA)	45.1001	2	1	30	2	0	1	2	1	0	0	4	0	1	6	0	50
Pre-Business (BA)	52.9999	8	10	93	22	0	3	1	7	1	2	19	1	1	30	3	201
Pre-Dentistry (BA)	51.1101	0	0	5	0	0	0	1	0	0	0	2	0	0	2	0	10
Pre-Education (BEEd)	13.0101	3	1	25	4	0	4	2	0	2	1	4	0	1	5	1	53
Pre-Kinesiology & LS (BA)	31.0501	1	1	16	0	0	2	0	0	0	2	5	1	0	8	0	36
Pre-Law (BA)	22.0102	2	2	8	0	0	4	1	1	0	0	0	0	0	2	0	20
Pre-Medical Technology (BA)	51.1005	0	0	2	1	0	0	0	0	0	0	0	0	0	2	0	5
Pre-Medicine (BA)	51.1102	1	0	13	4	0	3	1	0	0	0	3	1	0	5	0	31
Pre-Nursing (BA)	24.0199	0	0	1	0	0	0	0	0	0	0	1	0	0	0	0	2
Pre-Pharmacy (BA)	51.1103	0	0	3	0	0	0	0	0	0	0	0	0	0	0	0	3
Pre-Social Work (BSW)	44.0701	0	0	5	1	0	0	0	0	1	0	0	1	0	2	1	11
Pre-Speech & Audiology (BA)	23.1001	1	0	1	0	0	0	0	0	0	0	0	0	0	0	0	2
Psychology (BA)	42.0101	5	2	59	13	0	0	1	2	2	0	10	1	0	20	2	117
Psychology (BA/BSE)	42.0101	1	0	7	0	0	0	0	0	0	0	0	0	0	0	0	8
Secondary Ed., American Studies (BED)	13.1205	0	0	0	0	0	0	1	0	0	0	0	0	0	0	0	1
Secondary Ed., Physical Ed. (BED)	13.1205	0	0	0	0	0	0	0	0	0	0	0	0	0	1	0	1
Secondary Education (BED)	13.1205	0	0	0	0	0	0	0	0	0	0	0	0	0	1	0	1
Secondary Education, English (BED)	13.1205	0	0	0	0	0	0	0	0	0	0	0	0	0	1	0	1
Sociology (BA)	45.1101	0	0	25	4	0	1	0	0	0	0	2	0	2	0	0	34
Spanish (BA)	16.0905	0	0	12	0	0	0	0	0	0	0	2	0	0	0	0	14
Speech (BA)	23.1001	0	0	4	0	0	0	0	0	0	0	0	0	0	4	0	8
Speech Pathology (BS)	51.0203	0	1	0	0	0	0	1	0	0	0	0	0	0	0	0	2
Theatre & Dance (BA/BS/BFA)	50.0501	0	0	0	0	0	0	0	0	0	0	0	0	0	1	0	1
Theatre (BA)	50.0501	1	1	5	0	0	0	0	0	0	0	1	0	0	1	1	10
Travel Industry Management (BS)	52.0903	1	1	21	3	0	1	1	0	2	0	6	1	0	5	0	42
Tropical Plant & Soil Sciences (BS)	01.1199	0	0	3	2	0	0	0	0	0	0	0	0	0	0	0	5
Zoology (BA)	26.0701	0	0	3	0	0	0	1	0	0	0	0	0	0	2	0	6
Zoology (BS)	26.0701	2	1	8	1	0	1	0	0	2	0	0	0	1	5	0	21
<b>SCHOOL TOTALS</b>		<b>68</b>	<b>51</b>	<b>829</b>	<b>131</b>	<b>0</b>	<b>44</b>	<b>25</b>	<b>27</b>	<b>22</b>	<b>7</b>	<b>128</b>	<b>15</b>	<b>18</b>	<b>215</b>	<b>16</b>	<b>1,596</b>
<b>HAWAII TOTALS</b>		<b>108</b>	<b>70</b>	<b>1,019</b>	<b>199</b>	<b>0</b>	<b>69</b>	<b>39</b>	<b>35</b>	<b>30</b>	<b>9</b>	<b>187</b>	<b>26</b>	<b>23</b>	<b>286</b>	<b>21</b>	<b>2,121</b>

INSTITUTION AND PROGRAM	C.I.P. Number	STATE OF RESIDENCE														Totals
		AK	AZ	CA	CO	HI	MT	NV	NM	ND	OR	SD	UT	WA	WY	
<b>IDAHO TWO-YEAR INSTITUTIONS (2)</b>																
<b>College of Southern Idaho</b>																
Accounting/Bookkeeping (AAS)	52.0401	0	1	0	0	0	0	1	0	0	0	0	0	0	0	2
Agriculture (AS)	02.0101	0	0	0	0	0	0	2	0	0	0	0	0	0	0	2
Aquaculture (TC)	01.0303	1	0	0	0	0	0	0	0	0	0	0	0	0	0	1
Business Management/Entrepreneur (AAS)	52.0401	0	0	0	0	0	0	2	0	0	0	0	1	0	0	3
Business, General (AA)	52.0201	0	0	0	0	0	1	1	0	0	0	0	1	0	0	3
Civil Engineering (AE)	14.0801	0	0	0	0	0	0	0	0	0	0	0	0	0	1	1
Communications (AA)	09.0101	0	0	0	0	0	0	1	0	0	0	0	0	0	0	1
Computer Graphics Design (AAS)	52.0401	0	0	0	0	0	1	0	0	0	0	0	0	0	0	1
Computer Science (AS)	11.0101	0	0	0	0	0	0	1	0	0	0	0	0	0	0	1
Computer Support Tech. (AAS)	52.0401	0	0	0	0	0	0	0	1	0	0	0	0	0	0	1
Criminal Justice Administration (AA)	43.0104	0	0	0	0	0	0	1	0	0	0	0	1	0	0	2
Culinary Arts (AAS)	12.0508	0	0	0	0	0	0	0	0	0	0	0	1	0	0	1
Dental Assistant (TC)	51.0601	0	0	0	0	0	0	0	0	0	1	0	0	0	0	1
Dental Hygiene (AS)	51.0602	0	0	0	0	0	0	1	0	0	0	0	0	0	0	1
Early Childhood Ed (AAS)	19.0708	0	0	0	0	0	0	2	0	0	0	0	0	0	0	2
Education, Elementary (AA)	13.1202	0	1	0	0	0	2	3	0	0	0	0	0	2	0	8
Education, Secondary (AA)	13.1205	0	0	0	1	0	0	0	0	0	0	0	0	0	0	1
Electronic Office Specialist (TC)	52.0401	0	0	0	0	0	0	0	0	0	1	0	0	0	0	1
Engineering, Electrical (AE)	14.1001	0	0	0	0	0	0	0	0	1	0	0	0	0	0	1
English (AA)	23.0101	0	0	0	0	0	0	0	0	0	1	0	0	1	0	2
Equine Business Management (AS)	01.0199	0	0	0	0	0	0	0	0	0	1	0	0	0	0	1
Equine Studies (AA)	01.0507	0	0	0	0	0	1	0	0	0	1	0	0	0	1	3
Horse Management (AAS)	01.0507	0	0	0	0	0	1	0	0	0	0	0	0	0	0	1
Human Services (AAS)	51.1502	0	0	0	0	0	0	0	0	0	1	0	0	0	0	1
Law Enforcement (TC)	43.0107	0	0	0	0	0	0	1	0	0	0	0	0	0	0	1
Liberal Arts (AA)	24.0101	0	1	0	2	0	0	8	0	0	0	1	2	0	0	14
Mathematics (AS)	27.0101	0	0	0	0	0	0	0	0	0	0	0	0	1	0	1
Medical Assistant (TC)	51.0801	0	0	0	0	0	0	1	0	0	0	0	0	0	0	1
Music (AA)	50.0901	0	0	0	0	0	0	0	0	0	0	0	1	0	0	1
Network Support Tech. (AAS)	52.0401	0	0	0	0	0	0	2	0	0	0	0	0	0	0	2



INSTITUTION AND PROGRAM	C.I.P. Number	STATE OF RESIDENCE														Totals
		AK	AZ	CA	CO	HI	MT	NV	NM	ND	OR	SD	UT	WA	WY	
<b>College of Southern Idaho- cont'd</b>																
Non Degree- Academic (N/A)	00.0000	0	0	0	0	0	0	0	0	0	1	0	0	0	0	1
Nursing, Practical (TC)	51.1613	0	0	0	0	0	0	1	0	0	0	0	0	0	0	1
Nursing, Registered (AS)	51.1601	0	1	0	0	0	2	1	0	0	1	0	2	0	1	8
Paramedic (AAS)	51.0904	0	0	0	0	0	0	1	0	0	0	0	0	0	0	1
Photography (AA)	50.0605	0	0	0	0	0	0	0	0	0	0	0	4	0	0	4
Physical Education (AA)	13.1314	0	0	0	0	0	1	0	0	0	0	0	0	0	0	1
Pre-Law (AA)	22.0102	0	0	0	0	0	0	0	0	0	1	0	0	0	0	1
Psychology (AA)	42.0101	0	0	0	0	0	0	1	0	0	0	0	1	0	0	2
Radiological Technology (AAS)	51.0907	0	0	0	0	0	0	0	0	0	1	0	1	0	0	2
Range Science (AS)	03.0299	0	0	0	0	0	0	1	0	0	0	0	0	0	0	1
Surgical Technology (TC)	51.0909	0	0	0	0	0	0	1	0	0	0	0	0	0	0	1
Undeclared- Academic (AA)	24.0199	0	0	0	1	0	1	1	0	0	2	0	1	1	0	7
Veterinary Technology (AAS)	51.0808	0	0	0	1	0	3	0	1	0	1	0	5	1	1	13
Web/Database Application Develop (TC)	52.0401	0	0	0	0	0	0	1	0	0	0	0	0	0	0	1
Welding Technology (TC)	48.0508	0	0	0	0	0	0	0	0	0	1	0	0	0	0	1
<b>SCHOOL TOTALS</b>		<b>1</b>	<b>4</b>	<b>0</b>	<b>5</b>	<b>0</b>	<b>13</b>	<b>35</b>	<b>2</b>	<b>1</b>	<b>14</b>	<b>1</b>	<b>21</b>	<b>6</b>	<b>4</b>	<b>107</b>
<b>North Idaho College</b>																
Accounting Assistant (AAS)	52.0302	0	0	0	0	0	1	0	0	0	0	0	0	0	0	1
Auto Collision Repair/Refinishing (AS)	47.0603	0	0	0	0	0	0	0	1	0	0	0	0	0	0	1
Automotive Technology (Cert)	47.0604	0	0	0	0	0	1	0	0	0	0	0	0	0	0	1
Biology (BA/BS)	26.0101	1	0	0	0	0	0	0	0	0	0	0	0	0	0	1
Business Administration (AS)	52.0201	0	0	0	0	0	1	0	0	0	0	0	0	0	0	1
Carpentry (AAS)	46.0201	0	0	0	0	0	2	0	0	0	0	0	0	0	1	3
Child Development (AS)	19.0706	0	0	0	0	0	1	0	0	0	0	0	0	0	0	1
Communications (AS)	09.0101	0	0	0	0	0	1	0	0	0	0	0	0	0	0	1
Criminal Justice (BS)	43.0101	0	0	0	0	0	1	0	0	0	0	0	0	0	0	1
Diesel/Heavy Equip. Technology (AAS/Cert)	47.0605	0	0	0	0	0	2	0	0	0	0	0	0	0	0	2
Drafting & Design Tech (AAS)	15.1301	0	0	0	0	0	1	0	0	0	1	0	0	0	0	2
Education (BA)	13.0101	2	0	0	1	0	3	0	0	0	0	1	1	0	0	8
Elementary Education (BSEd)	13.1202	0	0	0	0	0	1	0	0	0	0	0	0	0	0	1
Engineering (BS)	14.0101	0	0	0	0	0	1	0	0	0	0	0	0	0	0	1

INSTITUTION AND PROGRAM	C.I.P. Number	STATE OF RESIDENCE														Totals
		AK	AZ	CA	CO	HI	MT	NV	NM	ND	OR	SD	UT	WA	WY	
<b>North Idaho College- cont'd</b>																
Forestry (AS)	03.0501	0	0	0	0	0	1	0	0	0	0	0	0	0	0	1
General (AS)	24.0102	0	0	0	0	0	8	0	0	0	3	0	0	1	0	12
Graphic Design (AA)	50.0402	0	0	0	0	0	0	0	0	0	0	0	0	1	0	1
Heating/Ventilation/AC (Cert)	47.0201	1	0	0	0	0	0	0	0	0	0	0	0	0	0	1
History (AA/BA)	45.0801	0	0	0	1	0	0	0	0	0	0	0	0	0	0	1
Law Enforcement (AAS)	43.0107	0	0	0	0	0	7	0	0	0	0	0	0	0	0	7
Machine Tool Technology (AAS)	48.0501	0	0	0	0	0	1	0	0	0	1	0	0	0	0	2
Medical Related (AS)	51.9999	0	0	0	0	0	2	0	0	0	2	0	0	0	0	4
Nursing (AAS)	51.1601	0	0	0	0	0	0	0	0	0	1	0	0	0	0	1
Paralegal (AAS)	22.0103	0	0	0	0	0	1	0	0	0	0	0	0	0	1	2
Physical Education (AA)	24.0101	3	0	0	0	0	0	0	0	0	0	0	0	0	0	3
Pre-Allied Health (AS)	51.9999	0	0	0	0	0	1	0	0	0	0	0	0	0	0	1
Pre-Nursing (AS)	51.1601	0	0	0	0	0	9	0	0	0	1	0	0	0	0	10
Pre-Technical (AS)	32.0101	0	0	0	0	0	1	0	0	0	0	0	0	0	0	1
Social Work (AS)	44.0701	1	0	0	0	0	0	0	0	0	0	0	0	0	0	1
<b>SCHOOL TOTALS</b>		<b>8</b>	<b>0</b>	<b>0</b>	<b>2</b>	<b>0</b>	<b>47</b>	<b>0</b>	<b>1</b>	<b>0</b>	<b>9</b>	<b>1</b>	<b>1</b>	<b>2</b>	<b>2</b>	<b>73</b>
<b>IDAHO TWO-YEAR INSTITUTIONS TOTALS</b>		<b>9</b>	<b>4</b>	<b>0</b>	<b>7</b>	<b>0</b>	<b>60</b>	<b>35</b>	<b>3</b>	<b>1</b>	<b>23</b>	<b>2</b>	<b>22</b>	<b>8</b>	<b>6</b>	<b>180</b>
<b>IDAHO FOUR-YEAR INSTITUTIONS (4)</b>																
<b>Boise State University</b>																
Accountancy (B Acc)	52.0301	0	0	0	1	0	0	1	0	0	2	1	0	0	0	5
Anthropology (BA/BS)	45.0201	0	0	0	1	0	0	0	0	0	0	0	0	0	0	1
Art Education (BSE)	13.1302	0	0	0	0	1	0	0	0	0	1	0	0	0	0	2
Arts and Sciences (BAS)	24.0101	0	0	0	1	0	2	3	0	0	14	0	1	4	0	25
Associate of Science (AS)	24.0101	0	0	0	0	0	0	0	0	0	1	1	0	0	0	2
Athletic Training (BA/BS)	51.0913	0	0	0	0	0	0	1	1	0	3	0	0	4	0	9
Automotive Technology (BS)	30.9999	0	0	0	0	0	0	0	0	0	1	0	0	0	0	1
Biological Sciences (BA/BS)	26.0101	1	0	0	0	0	0	0	0	0	3	0	0	1	1	6
Business Administration (BBA)	52.0101	0	0	0	0	0	0	0	1	0	4	0	0	3	0	8
Business Economics (BS/BA)	45.0601	0	0	0	0	0	0	0	1	0	1	0	0	0	0	2

INSTITUTION AND PROGRAM	C.I.P. Number	STATE OF RESIDENCE														Totals
		AK	AZ	CA	CO	HI	MT	NV	NM	ND	OR	SD	UT	WA	WY	
<b>Boise State University-cont'd</b>																
Chemistry General (BS)	40.0501	0	0	0	0	0	0	0	0	0	1	0	0	0	0	1
Communication/English (BA)	09.0101	1	0	0	1	0	1	1	0	0	1	0	1	3	0	9
Criminal Justice Administration (BS)	43.0103	0	0	0	0	0	2	2	0	0	4	0	1	2	0	11
Drafting Technology (AAS)	48.0101	0	0	0	0	0	1	0	0	0	1	0	0	0	0	2
Elementary Education (AS)	13.0101	0	0	0	0	1	0	0	0	0	0	0	0	0	0	1
Elementary Education (BA)	13.1202	2	0	0	0	0	1	0	0	0	0	0	0	4	0	7
English Writing (BA)	23.0401	0	0	0	0	0	0	0	0	0	1	0	0	0	0	1
English, General Literature (BA)	23.0101	0	0	0	0	0	0	0	0	0	1	0	0	1	0	2
English, Liberal Arts (BA)	23.0101	0	0	0	0	0	0	0	0	0	1	0	0	1	0	2
Exercise Science (BS)	31.0505	1	0	0	1	0	0	1	0	0	1	0	0	0	0	4
Finance (BBA/BA/BS)	52.0801	0	0	0	0	0	0	0	0	0	2	0	0	0	0	2
General Business Mgmt. (BBA/BA/BS)	52.0101	0	0	0	0	0	1	1	0	0	2	0	1	4	0	9
Graphic Design, Commercial Art & Illustration (BA)	50.0402	0	0	0	0	0	0	1	0	0	2	0	0	0	0	3
Health Promotion (BA)	31.0504	0	0	0	0	0	1	0	0	0	1	0	0	0	0	2
Health Science Studies (BS)	51.9999	0	0	0	0	0	1	1	0	0	1	0	0	2	1	6
History (BA/BS)	54.0101	0	0	0	0	0	2	0	0	0	2	0	0	1	0	5
International Business (BA)	52.1101	0	0	0	0	0	1	0	0	0	0	0	0	0	0	1
Management, Human Resources (BBA/BA/BS)	52.0201	0	0	0	0	0	0	0	0	0	1	0	0	0	0	1
Marketing (BA)	52.1401	0	0	0	0	0	2	0	0	0	2	0	0	2	1	7
Mass Communication (BA)	09.0499	0	0	0	0	0	0	0	0	0	2	0	0	2	1	5
Mechanical Engineering (BS)	14.1901	0	0	0	1	0	0	0	0	0	0	0	2	0	0	3
Music, Education (BM)	13.1312	0	0	0	0	0	0	1	0	0	1	0	0	0	0	2
Music: Vocal Performance (B Mus)	50.0903	0	0	0	0	0	0	0	0	0	2	0	0	1	0	3
Networking & Telecommunications (BS)	11.0901	0	0	0	0	0	0	1	0	0	0	0	0	0	0	1
Operations Management (BS)	52.0205	0	0	0	0	0	0	0	0	0	0	0	0	0	1	1
Physical Education (BS)	31.0599	0	0	0	0	0	0	0	0	0	3	0	0	0	0	3
Political Science (BA)	45.1001	0	0	0	1	0	1	0	0	0	1	0	0	0	0	3
Political Science, Secondary Ed. (BA)	13.1317	0	0	0	1	0	0	0	0	0	1	0	0	0	0	2
Pre-Dental (BS)	51.1101	0	0	0	0	0	0	0	0	0	1	0	0	1	0	2
Pre-Occupational Therapy (N/A)	51.2306	0	0	0	0	0	0	0	0	0	0	0	0	1	0	1
Pre-Optometry (Transfer)	51.1199	0	0	0	0	0	0	0	0	0	0	1	0	0	1	2
Pre-Physical Therapy (Transfer)	51.2308	0	0	0	0	0	0	3	0	0	1	0	0	2	0	6
Pre-Physician Assistant (BS)	51.1199	1	0	0	0	0	0	0	0	0	0	0	0	0	0	1

INSTITUTION AND PROGRAM	C.I.P. Number	STATE OF RESIDENCE														Totals
		AK	AZ	CA	CO	HI	MT	NV	NM	ND	OR	SD	UT	WA	WY	
<b>Boise State University-cont'd</b>																
Pre-Speech & Audiology (BA)	23.1001	0	0	0	0	0	0	0	0	0	0	0	0	1	0	1
Pre-Veterinary (BS)	51.1104	0	0	0	0	0	0	0	0	0	1	0	0	0	0	1
Production/Operational Mgmt. (BS Bus)	52.0205	0	0	0	0	0	0	0	0	0	1	0	0	0	0	1
Psychology (BA/BS)	42.0101	1	0	0	0	0	1	1	0	0	4	0	0	3	0	10
Respiratory Therapy (BS)	51.0908	0	0	0	0	0	0	0	0	0	1	0	0	1	0	2
Social Science (BS)	45.0101	0	0	0	0	0	0	0	0	0	0	0	0	0	1	1
Social Work (BA/BS)	44.0701	0	0	0	0	0	1	0	0	0	0	0	1	0	0	2
Sociology (BS)	45.1101	0	0	0	0	0	0	0	0	0	1	0	0	0	0	1
Spanish (BSEd)	16.0905	0	0	0	0	0	0	0	0	0	1	0	0	0	0	1
Theatre Arts (BA)	50.0501	0	0	0	0	0	1	0	0	0	1	0	0	1	0	3
Visual Arts (BA)	50.0701	1	0	0	0	0	0	0	0	0	0	0	0	0	0	1
<b>SCHOOL TOTALS</b>		<b>8</b>	<b>0</b>	<b>0</b>	<b>8</b>	<b>2</b>	<b>19</b>	<b>18</b>	<b>3</b>	<b>0</b>	<b>76</b>	<b>3</b>	<b>7</b>	<b>45</b>	<b>7</b>	<b>196</b>
<b>Idaho State University</b>																
Accounting (BBA)	52.0301	0	0	0	1	0	0	0	0	0	0	0	0	1	1	3
Anthropology (BA/BS)	45.0201	1	0	0	1	0	0	0	0	0	0	0	0	0	1	3
Art (BS/BA)	50.0701	0	0	0	0	0	0	0	0	0	0	0	0	0	1	1
Automotive Technology (Cert)	47.0604	0	0	0	0	0	0	0	0	0	0	0	0	0	1	1
Biological Sciences (BA/BS)	26.0101	0	0	0	0	0	0	0	0	0	1	0	0	2	1	4
Business (BBA)	52.0101	0	0	0	0	0	0	0	0	0	1	0	0	0	1	2
Civil Engineering Technician (AAS)	15.0201	0	0	0	0	0	0	0	0	0	1	0	0	0	0	1
Comp./Business Equip. Tech. (TC/ADTC/AAS/BAT)	47.0102	0	0	0	0	0	0	0	0	0	0	0	0	1	0	1
Computer Science (BA/BS)	11.0101	0	0	0	0	0	0	0	0	0	0	0	0	0	1	1
Cosmetology (Cert)	12.0401	0	0	0	0	0	0	0	0	0	0	0	0	0	2	2
Criminal Justice (AA)	43.0104	0	0	0	0	0	0	0	0	0	0	0	0	1	0	1
Culinary Arts Tech. (Tech Cert/AAS/BAT)	12.0503	0	0	0	0	0	0	0	0	0	0	0	0	0	1	1
Dental Hygiene (BS)	51.0602	0	0	0	0	0	0	2	0	0	1	0	0	1	0	4
Dietetics (BS)	51.3101	0	0	0	0	0	2	0	0	0	0	0	0	0	0	2
Early Childhood Ed. (BA)	13.1210	0	0	0	0	0	1	0	0	0	0	0	0	0	1	2
Elementary Education (BA)	13.1202	0	0	0	0	0	2	0	0	0	0	0	0	0	1	3
English (AA/BA)	23.0101	0	0	0	1	0	0	0	0	0	0	0	0	0	0	1
Finance (BS/BA)	52.0801	0	0	0	0	0	0	0	0	0	0	1	0	0	0	1

INSTITUTION AND PROGRAM	C.I.P. Number	STATE OF RESIDENCE														Totals
		AK	AZ	CA	CO	HI	MT	NV	NM	ND	OR	SD	UT	WA	WY	
<b>Idaho State University- cont'd</b>																
General Studies (AA/BA)	24.0102	0	0	0	0	0	0	1	0	0	0	0	0	0	1	2
Geomatics (BS)	15.1102	0	0	0	0	0	0	0	0	0	0	0	0	1	0	1
Health Care Administration (BS)	51.0701	0	0	0	0	0	0	1	0	0	1	0	0	0	0	2
Health Education (BA/BS)	13.1307	0	0	0	0	0	0	0	0	0	0	0	0	1	0	1
History (AA/BA)	54.0101	0	0	0	0	0	0	1	0	0	0	0	0	0	0	1
Law Enforcement (AAS)	43.0107	0	0	0	0	0	0	1	0	0	0	0	0	0	0	1
Management (BBA)	52.0201	0	1	0	0	0	0	0	0	0	0	0	0	1	1	3
Marketing (BBA)	52.1401	0	1	0	0	0	0	0	0	0	0	0	0	0	1	2
Mass Communication (BA)	09.0102	0	0	0	0	1	1	1	0	0	1	0	0	1	0	5
Microbiology (BS)	26.0502	1	0	0	0	0	0	0	0	0	0	0	0	0	0	1
Music Education (BME)	13.1312	1	0	0	0	0	0	0	0	0	1	0	0	0	0	2
Physical Education (BA/BS)	13.1314	0	0	0	0	0	0	1	0	0	0	0	0	0	0	1
Political Science (BA/BS)	45.1001	0	0	0	0	0	0	0	0	0	0	0	0	0	2	2
Pre-Bachelor of Applied Tech (BAT)	30.9999	0	0	0	0	0	0	0	0	0	0	0	0	1	0	1
Pre-Bachelor of University Studies (BUS)	30.9999	0	0	0	0	0	0	0	0	0	0	0	0	1	2	3
Pre-Engineering (BA/BS)	14.0101	1	0	0	0	0	0	1	0	0	0	0	0	0	0	2
Pre-Health Science (BS)	51.0000	0	0	0	0	1	0	0	0	0	0	0	0	0	0	1
Pre-Nursing (BS)	51.1601	0	0	0	1	0	3	0	0	0	0	0	0	0	1	5
Pre-Pharmacy (PharmD)	51.1103	0	3	0	0	0	0	2	0	0	0	0	0	0	1	6
Psychology (BA/BS)	42.0101	1	0	0	1	0	1	0	0	0	0	0	0	1	2	6
Radiographic Science (AS/BS)	51.0907	0	0	0	0	0	1	0	0	0	0	0	0	0	0	1
Secondary Education (BA/BS)	13.1205	0	0	0	0	0	0	0	0	0	2	0	0	4	2	8
Sign Language Studies (AS)	16.1601	0	0	0	0	0	1	0	0	0	1	0	0	1	0	3
Social Work (BA)	44.0701	0	0	0	0	0	0	0	0	0	0	0	0	0	1	1
Sociology (BA)	45.1101	0	0	0	0	0	1	1	0	0	0	0	0	0	0	2
Spanish (BA)	16.0905	0	0	0	0	0	0	0	0	0	0	0	0	1	0	1
Speech Pathology (BS/MA)	51.0204	0	0	0	0	0	5	0	0	0	1	0	0	0	0	6
Undecided Arts & Science (BA/BS)	24.0101	0	1	0	0	0	1	0	0	0	0	0	0	1	0	3
Undecided Education (BA/BS)	13.9999	0	0	0	0	0	0	1	0	0	0	0	0	0	0	1
Undecided Health Professions (BA/BS)	51.9999	0	0	0	0	0	1	0	0	0	0	0	0	0	0	1
<b>SCHOOL TOTALS</b>		<b>5</b>	<b>6</b>	<b>0</b>	<b>5</b>	<b>2</b>	<b>20</b>	<b>13</b>	<b>0</b>	<b>0</b>	<b>11</b>	<b>1</b>	<b>0</b>	<b>20</b>	<b>26</b>	<b>109</b>

INSTITUTION AND PROGRAM	C.I.P. Number	STATE OF RESIDENCE														Totals
		AK	AZ	CA	CO	HI	MT	NV	NM	ND	OR	SD	UT	WA	WY	
<b>Lewis-Clark State College</b>																
Automated Manufacturing Tech (AAS)	15.0613	0	0	0	1	0	0	0	0	0	0	0	0	0	0	1
Automotive Technology (AAS)	47.0604	0	0	0	0	0	0	0	0	0	1	0	0	1	0	2
Biology (BS)	26.0101	0	0	0	0	0	1	0	0	0	2	0	0	1	0	4
Business Administration (BBA)	52.0201	0	0	0	0	0	0	0	0	0	3	0	0	2	0	5
Chemistry (BS)	40.0501	0	0	0	0	0	0	0	0	0	0	0	0	1	0	1
Communication Arts (BA/BS)	09.0101	0	0	0	0	0	0	0	0	0	1	0	0	0	0	1
Computer Science (BS)	11.0101	0	0	0	0	0	0	0	0	0	1	0	0	0	0	1
Elementary Education (BA/BS)	13.1201	0	0	0	0	0	3	0	0	0	1	0	0	1	0	5
Engineering Science (AS)	14.0101	0	0	0	0	0	0	0	0	0	1	0	0	0	0	1
English (AA/BA)	23.0101	0	0	0	0	0	1	0	0	0	0	0	0	1	0	2
Information Systems Analysis (AAS)	15.0303	0	0	0	0	0	1	0	0	0	0	0	0	0	0	1
Kinesiology (BS)	31.0501	0	0	0	0	0	1	1	0	0	2	0	0	2	0	6
Nursing (BS/BSN)	51.1601	1	0	0	0	0	2	0	0	0	6	0	0	2	0	11
Nursing (LPN) (AAS)	51.1613	0	0	0	0	0	0	0	0	0	0	0	0	0	1	1
Paralegal (AAS)	22.0103	0	0	0	0	0	0	0	0	0	1	0	0	0	0	1
Psychology (BS)	42.0101	0	0	0	1	0	1	1	0	0	0	0	0	2	0	5
Radiography (AS)	51.0907	0	0	0	0	0	0	0	0	0	1	0	0	2	0	3
Social Science (BA/BS)	45.0101	0	0	0	0	0	0	0	0	0	0	0	1	0	0	1
Social Work (BSW)	44.0701	0	0	0	0	0	0	0	0	0	2	0	0	1	0	3
Undeclared (BA)	99.9999	1	0	0	0	0	0	1	0	0	4	0	0	0	0	6
Welding Technology (ATC/BAS)	48.0508	0	0	0	0	0	0	0	0	0	0	0	0	2	0	2
<b>SCHOOL TOTALS</b>		<b>2</b>	<b>0</b>	<b>0</b>	<b>2</b>	<b>0</b>	<b>10</b>	<b>3</b>	<b>0</b>	<b>0</b>	<b>26</b>	<b>0</b>	<b>1</b>	<b>18</b>	<b>1</b>	<b>63</b>
<b>University of Idaho</b>																
Accounting (BS Bus)	52.0301	2	0	0	0	0	0	0	0	0	5	1	0	7	0	15
Agribusiness (BS Ag Econ)	01.0101	0	0	0	0	0	0	1	0	0	4	0	0	0	0	5
Agricultural Economics (BS Ag Econ)	01.0103	0	0	0	0	0	1	0	0	0	2	0	0	0	0	3
Agricultural Education (BS Ag Ed)	13.1301	0	0	0	0	0	0	0	0	0	2	0	0	2	0	4
Agricultural Systems Mgmt. (BS ASM)	01.0201	0	0	0	0	0	0	0	0	0	6	0	0	2	0	8
American Studies/United States Studies (BA)	05.0102	0	0	0	0	0	0	0	0	0	0	0	0	1	0	1
Animal Science (BS)	01.0901	1	0	0	0	0	0	0	0	0	7	0	0	3	1	12
Applied Mathematics (BA/BS)	27.0301	0	0	0	0	0	0	0	0	0	1	0	0	0	0	1

INSTITUTION AND PROGRAM	C.I.P. Number	STATE OF RESIDENCE														Totals
		AK	AZ	CA	CO	HI	MT	NV	NM	ND	OR	SD	UT	WA	WY	
<b>University of Idaho- cont'd</b>																
Architecture (BS Arch)	04.0201	12	1	0	3	0	0	3	0	0	6	0	0	16	3	44
Art (BA)	50.0701	0	0	0	0	0	2	0	0	0	0	0	0	1	0	3
Art Education (BFA)	13.1302	1	0	0	0	0	0	0	0	0	0	0	0	1	0	2
Biological Engineering (BS)	14.0301	3	0	0	0	0	1	0	0	0	3	0	0	1	0	8
Biology (BA/BS)	26.0101	3	0	0	0	0	0	0	1	0	2	0	1	11	0	18
Chemical Engineering (BS)	14.0701	2	0	0	0	0	0	0	0	0	1	0	0	10	1	14
Chemistry General (BS)	40.0501	3	0	0	0	0	1	0	0	0	2	0	0	1	0	7
Child, Family, Consumer (BSFCS)	19.0701	0	0	0	0	0	1	0	0	0	5	0	0	1	0	7
Civil Engineering (BSCE)	14.0801	4	0	0	0	0	0	0	0	0	7	0	0	11	1	23
Classical Languages (BA/BS)	13.1200	0	0	0	0	0	1	0	0	0	0	0	0	0	0	1
Clothing Design (BSFCS)	19.0901	1	0	0	0	0	1	0	0	0	0	0	0	0	0	2
Computer Engineering (BS Comp E)	14.0901	1	0	0	0	0	1	0	0	0	2	0	0	6	0	10
Computer Science (BS)	11.0101	1	0	0	0	0	2	0	0	0	2	0	0	12	0	17
Conservation Social Sciences (BS)	03.0201	1	0	0	0	0	1	1	0	0	3	1	0	5	0	12
Crime & Justice (BA/BS)	43.0104	1	0	1	0	0	3	0	0	0	2	0	0	5	0	12
Dance (BS Dance)	50.0301	0	0	0	0	0	0	0	0	0	1	0	0	3	0	4
Economics (BS)	45.0601	5	0	0	0	1	3	0	0	0	1	1	0	9	0	20
Electrical Engineering (BSEE)	14.1001	10	0	0	0	0	0	0	1	0	2	0	0	8	0	21
Elementary Education (BSEd)	13.1202	4	0	0	2	0	2	0	0	1	7	0	0	17	2	35
English (BA)	23.0101	2	0	0	0	0	1	0	0	0	3	0	1	7	1	15
Entomology (BS Ent)	26.0702	0	0	0	1	0	0	0	0	0	0	0	0	1	0	2
Environmental Science (BS Env Sci)	03.0102	1	0	0	1	0	0	0	0	0	1	0	0	1	0	4
Finance (BS Bus)	52.0801	3	0	0	0	0	1	0	0	0	1	0	0	3	1	9
Fishery Resources (BS Fish Res)	03.0301	2	0	0	1	0	0	0	1	0	1	0	0	7	0	12
Food & Nutrition (BSFCS)	19.0501	3	0	0	0	0	4	1	0	0	1	0	0	4	1	14
Food Science (BS)	01.1001	0	0	0	0	0	0	0	0	0	1	0	0	1	0	2
Foreign Languages (BA)	16.0101	1	0	0	0	0	0	0	0	0	1	0	1	4	0	7
Forest Products (BS)	03.0509	0	0	0	0	0	1	0	0	0	3	0	0	5	1	10
Forest Resources (BS For Res)	03.0502	1	0	0	1	1	1	0	0	0	2	0	0	9	0	15
General Studies (BGS)	24.0102	4	0	0	0	0	4	0	0	0	11	1	0	25	2	47
Geology (BS)	40.0601	0	0	0	0	0	0	0	0	0	1	0	0	3	0	4
Health Teacher Education (BS)	13.1307	0	0	0	0	0	0	0	0	0	2	0	0	0	1	3
History (BA/BS)	45.0801	1	0	0	0	0	2	0	0	0	0	0	1	3	0	7

INSTITUTION AND PROGRAM	C.I.P. Number	STATE OF RESIDENCE														Totals
		AK	AZ	CA	CO	HI	MT	NV	NM	ND	OR	SD	UT	WA	WY	
<b>University of Idaho- cont'd</b>																
Horticulture (BS)	01.1103	0	0	0	0	0	0	0	0	0	0	0	0	1	0	1
Human Resource Management (BS Bus)	52.1001	2	0	1	0	0	2	0	0	0	2	0	1	5	1	14
Information Systems (BS Bus)	52.1201	1	0	0	0	0	0	0	0	0	0	0	0	0	0	1
Interior Design (BFA)	50.0408	3	0	0	0	0	5	0	0	0	2	1	0	9	1	21
International Studies (BA)	45.0901	2	0	0	0	0	0	0	0	0	1	0	1	4	0	8
Journalism/Communications (BS)	09.0401	5	0	0	0	1	0	0	0	1	6	0	1	12	0	26
Kinesiology (BS)	31.0505	5	0	0	0	1	0	0	0	0	2	0	0	12	1	21
Landscape Architecture (BL Arch)	04.0601	0	0	0	0	0	3	0	0	0	4	0	0	4	0	11
Marketing (BS Bus)	52.1401	4	0	0	3	0	6	1	0	0	5	0	0	20	1	40
Materials Science & Engineering (BS)	14.1801	0	0	0	0	0	0	0	0	0	0	0	0	1	0	1
Mathematics (BA/BS)	27.0101	1	0	0	0	0	0	0	0	0	0	0	0	2	0	3
Mechanical Engineering (BS ME)	14.1901	6	0	0	0	0	7	0	0	0	4	0	0	35	0	52
Microbiology (BS Micro)	26.0502	0	0	0	0	0	0	0	0	0	0	0	1	3	0	4
Military Science (BA/BS)	29.0101	0	0	0	0	0	0	0	0	0	0	0	0	1	0	1
Molecular Biology/Biochemistry (BS MBB)	26.0204	1	0	0	0	0	0	0	0	0	1	0	0	2	0	4
Music Education (B Mus)	13.1312	6	0	0	0	0	6	0	0	0	3	0	0	13	0	28
Music: Applied (B Mus)	50.0903	0	0	0	0	0	0	0	0	0	2	0	0	2	0	4
Music: Business (B Mus)	50.0909	0	0	0	0	0	1	0	0	0	1	0	0	1	0	3
Music: Composition (B Mus)	50.0904	0	0	0	0	0	1	0	0	0	0	0	0	2	0	3
Music: Instrument Performance (B Mus)	50.0903	4	0	0	0	0	1	0	0	0	0	0	0	2	0	7
Music: Vocal Performance (B Mus)	50.0908	1	0	0	0	0	0	0	0	0	0	0	0	1	0	2
Natural Res. Ecology/Conservation (BS Nat Res)	03.0102	1	0	0	0	0	1	0	0	0	1	0	0	5	0	8
Operations Mgmt. & Supervision (BS Bus)	52.0205	0	0	0	0	0	0	0	0	0	1	0	0	0	0	1
Physical Education (BS Ed)	13.1314	0	0	0	0	0	0	0	0	0	2	0	0	0	0	2
Physics (BS)	40.0801	1	0	0	0	0	0	0	0	0	0	0	0	3	0	4
Plant Science (BS)	01.1101	0	0	0	0	0	0	0	0	0	1	0	0	0	0	1
Political Science (BA/BS)	45.1001	3	0	0	0	0	1	0	0	0	1	0	0	6	0	11
Pre-Veterinary (BS)	51.1104	2	1	0	0	0	2	0	0	0	2	0	0	0	0	7
Psychology (BA/BS)	42.0101	5	0	0	1	0	2	1	0	0	6	0	0	14	0	29
Public Relations (BA)	09.0902	0	0	0	1	0	0	0	0	0	1	0	0	3	1	6
Range Science (BS)	01.1106	0	0	0	0	0	0	1	0	0	1	0	0	0	0	2
Recreation (BS)	31.0301	1	0	0	0	0	0	0	0	0	0	0	0	0	1	2
Secondary Education (BS Ed)	13.1205	6	1	0	0	0	0	0	0	0	6	0	0	7	1	21



INSTITUTION AND PROGRAM	C.I.P. Number	STATE OF RESIDENCE														Totals
		AK	AZ	CA	CO	HI	MT	NV	NM	ND	OR	SD	UT	WA	WY	
<b>University of Idaho- cont'd</b>																
Sociology (BA)	45.1101	1	0	0	1	0	0	0	0	0	1	0	0	2	0	5
Soil Science (BS)	01.1201	0	0	0	0	0	0	0	0	0	0	0	0	1	0	1
Special Education (BSEd)	13.1001	0	0	0	0	0	0	0	0	0	1	0	0	0	0	1
Studio Art (BFA)	50.0702	1	0	0	0	0	1	0	0	0	0	0	0	1	1	4
Theatre Arts (BFA)	50.0501	0	0	0	1	0	2	0	0	0	1	0	0	8	2	14
Wildlife Resources (BS)	03.0601	1	0	0	0	0	2	1	0	0	7	0	0	10	0	21
<b>SCHOOL TOTALS</b>		<b>136</b>	<b>3</b>	<b>2</b>	<b>16</b>	<b>4</b>	<b>77</b>	<b>10</b>	<b>3</b>	<b>2</b>	<b>166</b>	<b>5</b>	<b>8</b>	<b>398</b>	<b>25</b>	<b>855</b>
<b>IDAHO FOUR-YEAR INSTITUTIONS TOTALS</b>		<b>151</b>	<b>9</b>	<b>2</b>	<b>31</b>	<b>8</b>	<b>126</b>	<b>44</b>	<b>6</b>	<b>2</b>	<b>279</b>	<b>9</b>	<b>16</b>	<b>481</b>	<b>59</b>	<b>1,223</b>
<b>IDAHO TOTALS</b>		<b>160</b>	<b>13</b>	<b>2</b>	<b>38</b>	<b>8</b>	<b>186</b>	<b>79</b>	<b>9</b>	<b>3</b>	<b>302</b>	<b>11</b>	<b>38</b>	<b>489</b>	<b>65</b>	<b>1,403</b>

**MONTANA**

INSTITUTION AND PROGRAM	C.I.P. Number	STATE OF RESIDENCE														Totals
		AK	AZ	CA	CO	HI	ID	NV	NM	ND	OR	SD	UT	WA	WY	
<b>MONTANA TWO-YEAR INSTITUTIONS (4)</b>																
<b>Dawson Community College</b>																
Agri-Business Technology (AAS)	01.0101	0	0	0	0	0	0	0	0	1	0	1	2	0	0	4
Business Management (AAS)	52.0101	0	0	0	0	0	0	0	0	0	1	0	0	0	0	1
Computer Support Technology (AAS)	11.0101	0	0	0	0	0	0	0	0	0	0	0	1	0	0	1
Early Childhood Ed.- Teacher Aide (AAS)	20.0201	0	0	0	0	0	0	0	0	0	0	2	1	0	0	3
Education (AS/AA/AAS)	13.0101	0	0	0	0	0	0	0	0	1	0	0	1	0	0	2
Farm/Ranch Management (AAS)	01.0104	0	0	0	0	0	0	0	0	3	0	2	0	0	0	5
General Education (AA)	24.0101	0	0	0	0	0	0	0	0	2	1	3	5	1	0	12
Human Services (AAS)	51.1599	0	0	0	0	0	0	0	0	0	0	1	0	0	0	1
Law Enforcement (AAS)	43.0108	0	0	0	0	0	0	0	0	1	0	0	0	0	0	1
Office Administration (AS)	52.0401	0	0	0	0	0	0	0	0	0	0	0	1	0	0	1
<b>SCHOOL TOTALS</b>		<b>0</b>	<b>0</b>	<b>0</b>	<b>0</b>	<b>0</b>	<b>0</b>	<b>0</b>	<b>0</b>	<b>8</b>	<b>2</b>	<b>9</b>	<b>11</b>	<b>1</b>	<b>0</b>	<b>31</b>
<b>Flathead Valley Community College</b>																
Executive/Legal Secretary (AAS)	52.0403	0	0	0	0	0	0	0	0	1	0	0	0	0	0	1
General Studies (AA)	24.0102	0	0	0	0	0	0	0	0	0	0	0	0	1	0	1
General Studies (AS)	24.0102	1	0	0	0	0	0	0	0	0	1	0	0	0	1	3
Medical Transcript (CT)	51.0707	0	0	0	0	0	1	0	0	0	0	0	0	0	0	1
Surveying (AAS)	15.0201	0	0	0	0	0	1	0	0	0	0	0	0	0	0	1
<b>SCHOOL TOTALS</b>		<b>1</b>	<b>0</b>	<b>0</b>	<b>0</b>	<b>0</b>	<b>2</b>	<b>0</b>	<b>0</b>	<b>1</b>	<b>1</b>	<b>0</b>	<b>0</b>	<b>1</b>	<b>1</b>	<b>7</b>
<b>Miles Community College</b>																
Education (AS/AA/AAS)	13.0101	0	0	1	0	0	0	0	0	0	0	0	0	0	0	1
Nursing, Registered (AS)	51.1601	1	0	0	0	0	0	0	0	0	0	0	0	0	1	2
<b>SCHOOL TOTALS</b>		<b>1</b>	<b>0</b>	<b>1</b>	<b>0</b>	<b>0</b>	<b>0</b>	<b>0</b>	<b>0</b>	<b>0</b>	<b>0</b>	<b>0</b>	<b>0</b>	<b>0</b>	<b>1</b>	<b>3</b>
<b>University of Montana - Helena College of Technology</b>																
Admin. Asst./Secretary Sci. General (AAS)	52.0401	0	0	0	0	0	0	0	0	0	0	0	0	0	1	1

INSTITUTION AND PROGRAM	C.I.P. Number	STATE OF RESIDENCE															Totals
		AK	AZ	CA	CO	HI	ID	NV	NM	ND	OR	SD	UT	WA	WY		
<b>University of Montana - Helena College of Technology- cont'd</b>																	
Construction Management (BS)	15.1001	0	0	0	0	0	0	0	0	0	0	0	0	0	1	1	
Electronics (AAS)	15.0303	0	0	0	0	0	0	0	0	0	1	0	0	0	0	1	
Fire and Rescue (AAS)	43.0201	0	0	0	0	0	0	0	0	0	0	0	0	1	0	1	
<b>SCHOOL TOTALS</b>		<b>0</b>	<b>0</b>	<b>0</b>	<b>0</b>	<b>0</b>	<b>0</b>	<b>0</b>	<b>0</b>	<b>0</b>	<b>1</b>	<b>0</b>	<b>0</b>	<b>1</b>	<b>2</b>	<b>4</b>	
<b>MONTANA TWO-YEAR INSTITUTIONS TOTALS</b>		<b>2</b>	<b>0</b>	<b>1</b>	<b>0</b>	<b>0</b>	<b>2</b>	<b>0</b>	<b>0</b>	<b>9</b>	<b>4</b>	<b>9</b>	<b>11</b>	<b>3</b>	<b>4</b>	<b>45</b>	
<b>MONTANA FOUR-YEAR INSTITUTIONS (6)</b>																	
<b>Montana State University-Billings</b>																	
Accounting (BS)	52.0101	0	0	0	1	0	0	0	0	0	0	0	0	0	1	2	
Admin. Asst./Secretary Sci. General (AAS)	52.0401	0	0	0	0	0	0	0	0	0	0	0	0	0	1	1	
Art (BA)	50.0701	0	0	0	0	0	0	0	0	0	0	0	0	0	1	1	
Art Education (BFA)	13.1302	0	0	0	0	1	0	0	0	0	0	0	0	0	0	1	
Associates of Art (AA)	24.0102	0	0	0	0	0	0	0	0	0	0	0	0	0	1	1	
Automotive Technician (AAS)	47.0604	1	0	0	0	0	0	0	0	0	0	0	0	0	0	1	
Biology (BA/BS)	26.0101	0	0	0	1	0	1	0	0	0	1	0	0	0	1	4	
Biology Teaching Certificate Option (BS)	13.1322	0	0	0	1	0	0	0	0	0	0	0	0	0	2	3	
Chemistry Option 1 (BS)	40.0501	0	1	0	0	0	0	0	0	0	0	1	0	0	1	3	
Communication Arts Mass (BA)	09.0403	1	0	0	0	0	0	0	0	0	0	0	1	0	2	4	
Communication Arts Organizational (BA)	09.0901	0	0	0	0	0	0	0	0	0	0	0	0	0	1	1	
Communication Arts Theatre (BA)	50.0501	0	0	0	0	0	0	0	0	0	0	0	0	0	1	1	
Diesel/Heavy Equip. Technology (AAS/Cert)	47.0605	0	0	0	0	0	0	0	0	0	0	0	0	0	2	2	
Drafting & Design Technology (AAS)	48.0101	0	0	0	0	0	0	0	0	1	0	0	0	0	0	1	
Elementary Education (BSEd)	13.1202	2	0	0	2	0	2	1	0	2	0	0	2	2	25	38	
English (AA/BA)	23.0101	0	0	0	0	0	0	0	0	1	1	0	0	0	3	5	
English Teaching Certificate Option (BA)	13.1305	0	0	0	0	0	0	0	0	0	1	0	0	1	1	3	
Environmental Studies (BA)	03.0102	0	1	0	0	0	0	0	0	0	0	0	0	0	3	4	
Finance (BS)	52.0101	0	0	0	0	0	0	0	0	0	0	0	0	0	1	1	
Fire and Rescue (AAS)	43.0201	0	0	0	1	0	0	0	0	0	0	0	0	0	2	3	
General Business Administration (BA)	52.0101	0	0	0	0	0	0	0	0	0	0	0	0	0	1	1	
General Business Administration (BS)	52.0101	0	0	0	0	0	0	0	0	0	0	0	0	0	1	1	

INSTITUTION AND PROGRAM	C.I.P. Number	STATE OF RESIDENCE														Totals	
		AK	AZ	CA	CO	HI	ID	NV	NM	ND	OR	SD	UT	WA	WY		
<b>Montana State University-Billings- cont'd</b>																	
General Studies (AA/BA)	24.0102	0	0	0	0	0	1	0	0	1	0	1	1	6	6	16	
Health & PE K-12 (BS Ed)	13.1307	0	0	0	0	0	1	0	0	0	0	0	0	0	0	1	
Health Care Administration (BS)	51.0701	0	0	0	0	0	0	0	0	1	0	0	0	0	2	3	
Health Promotion (BS)	31.0504	0	0	0	0	0	0	0	0	0	0	0	0	0	1	1	
Heating/AC/Appliance Technology (AAS)	47.0201	0	0	0	0	0	0	0	0	0	0	0	0	0	1	1	
HHP Human Performance Option (BS)	31.0501	0	0	0	2	0	0	0	0	0	0	0	1	0	1	4	
HHP Teaching Cert HPE K-12 (BS)	13.1314	0	0	0	0	0	0	0	0	0	0	0	0	0	1	1	
History Ext BSED (BA)	13.1328	0	0	0	0	1	0	0	0	0	0	1	0	0	1	3	
Human Resources (BS)	52.1001	0	0	0	0	0	0	0	0	0	0	0	0	0	1	1	
Human Services (BS)	42.0401	0	0	0	0	0	0	0	0	0	0	0	0	0	3	3	
Information Systems (BS)	52.0101	0	0	0	0	0	0	0	0	0	0	0	0	0	1	1	
Liberal Studies (AA/AGS)	24.0101	1	0	0	0	0	1	0	0	1	0	1	0	0	10	14	
Management (BS)	52.0101	2	0	0	2	0	1	0	0	1	0	0	0	1	15	22	
Marketing (BS)	52.0101	1	0	0	0	0	0	0	0	1	0	0	0	1	4	7	
Math (BS Ed)	13.1311	0	0	0	0	0	0	0	0	0	0	1	0	0	0	1	
Medical Administrative Asst. (AAS)	52.0404	0	0	0	0	0	0	0	0	0	0	0	0	0	1	1	
Medical Assistant (AAS)	51.0801	0	0	0	0	0	0	0	0	0	0	0	0	0	1	1	
Music (Ed/Vocal/Instrumental) (BA/BS)	13.1312	0	0	0	0	0	0	0	0	0	0	0	0	0	1	1	
Paramedic (AAS)	51.0904	0	0	0	0	0	0	0	0	0	0	2	0	1	2	5	
Pre-Med (BS)	51.1102	0	0	0	0	0	0	0	0	0	0	0	0	0	5	5	
Pre-Pharmacy (BS)	51.1103	0	0	0	0	0	0	0	0	0	0	1	0	0	0	1	
Pre-Professional Engineering (BS)	15.9999	1	0	0	0	0	0	0	0	0	0	0	0	0	0	1	
Pre-Professional Nursing (BS)	51.0699	0	0	0	0	0	1	0	0	0	0	1	0	1	6	9	
Psychology (BA/BSE)	42.0101	1	0	0	0	0	1	0	0	1	0	0	0	0	5	8	
Public Relations (BS)	09.0902	0	0	0	0	0	0	0	0	0	0	1	0	1	3	5	
Radiologic Tech. (AAS)	51.0911	0	0	0	0	0	0	0	0	0	0	0	0	0	2	2	
Sociology (BA/BS)	45.1101	0	0	0	0	0	0	0	0	0	0	0	1	1	0	2	
Spanish (BA)	16.0905	0	0	0	1	0	0	0	0	0	0	0	0	0	1	2	
Spanish Teaching Certification Option (BA)	13.1330	0	0	0	0	0	0	0	0	0	0	0	0	0	1	1	
Special Education P-12 (BS)	13.1001	1	0	0	0	0	0	0	0	0	0	0	0	0	6	7	
<b>SCHOOL TOTALS</b>		<b>11</b>	<b>2</b>	<b>0</b>	<b>11</b>	<b>2</b>	<b>9</b>	<b>1</b>	<b>0</b>	<b>10</b>	<b>3</b>	<b>10</b>	<b>6</b>	<b>15</b>	<b>132</b>	<b>212</b>	

INSTITUTION AND PROGRAM	C.I.P. Number	STATE OF RESIDENCE														Totals	
		AK	AZ	CA	CO	HI	ID	NV	NM	ND	OR	SD	UT	WA	WY		
<b>Montana State University-Bozeman</b>																	
Agricultural Business (BS)	01.0101	0	0	0	0	0	1	0	0	0	0	0	0	0	0	0	1
Animal Science (BS)	01.0901	0	0	0	0	0	0	0	0	0	1	1	0	0	0	0	2
Anthropology (BS)	45.0201	0	0	0	0	0	1	0	0	0	0	0	0	0	0	0	1
Art (BA)	50.0701	0	0	0	1	0	1	0	0	0	0	0	0	0	0	1	3
Biological Sciences (BS)	26.0101	1	0	0	1	0	1	0	0	0	2	0	0	1	0	0	6
Biotechnology (BS)	26.1201	0	0	0	2	0	1	0	0	0	0	1	0	0	1	0	5
Business (BS)	52.0101	2	0	0	4	1	3	1	1	0	2	1	0	4	7	0	26
Cell Biology and Neuroscience (BS)	26.0401	4	0	0	1	0	4	0	0	3	1	7	0	3	1	0	24
Chemical Engineering (BS)	14.0701	1	1	0	0	0	3	0	0	3	1	1	1	4	0	0	15
Chemistry (BA/BS)	40.0501	2	0	0	0	0	1	0	0	0	1	0	0	2	0	0	6
Civil Engineering (BA/BS)	14.0801	2	0	1	1	0	1	0	1	0	1	2	0	2	1	0	12
Computer Engineering (BS Comp E)	14.0901	0	0	0	1	0	0	0	1	1	1	0	0	2	0	0	6
Computer Science (BS)	11.0701	0	0	0	0	0	1	0	0	0	1	1	0	1	3	0	7
Construction Engineering Tech. (BS)	15.1001	3	0	0	1	0	0	0	0	0	1	0	0	0	0	0	5
Earth Sciences (BS)	40.0601	2	0	1	4	0	3	0	0	0	0	0	0	1	1	0	12
Economics (BA/BS)	45.0601	1	0	0	1	0	0	0	0	0	1	0	0	0	0	0	3
Electrical Engineering (BS)	14.1001	2	0	0	0	0	2	0	0	0	1	0	0	2	0	0	7
Elementary Education (BS)	13.1202	2	0	0	2	0	1	1	0	0	1	0	0	1	1	0	9
English (AA/BA)	23.0101	3	0	0	0	0	1	0	0	3	1	2	0	0	1	0	11
Environmental Design (BS)	04.0401	4	0	0	11	0	3	1	1	3	5	7	2	5	9	0	51
Environmental Science (BS)	03.0104	0	0	0	1	0	0	0	0	0	0	0	0	1	0	0	2
General Engineering (BS)	14.0101	0	0	0	0	0	0	0	0	1	0	0	0	2	1	0	4
General Studies (BS)	24.0101	7	0	1	4	0	1	0	0	0	2	0	0	3	5	0	23
Health & Human Development (BS)	19.0101	1	0	0	5	0	1	0	0	0	1	0	2	2	2	0	14
History (BA/BS)	54.0101	1	0	1	1	0	0	0	0	0	0	1	0	0	0	0	4
Horticulture (BS)	01.1103	0	0	1	0	0	0	0	0	0	1	1	0	0	0	0	3
Industrial Engineering (BSIEN)	14.3501	1	0	0	0	0	2	0	0	1	0	1	0	0	0	0	5
Land Rehabilitation (BS)	03.0101	1	0	0	0	0	0	0	0	0	0	0	0	0	0	0	1
Land Resource Sciences (BS)	03.0206	0	0	0	3	0	0	0	0	0	0	0	0	0	0	0	3
Math (BA/BS)	27.0101	2	0	0	0	0	1	0	0	0	1	0	0	1	0	0	5
Mechanical Engineering (BS)	14.1901	5	0	0	3	0	3	1	1	0	3	0	0	8	4	0	28
Media & Theatre Arts (BA)	50.0602	3	0	0	9	0	1	0	0	4	7	2	2	6	4	0	38
Modern Languages & Literatures (BA)	16.0101	0	0	0	2	0	2	0	1	0	0	1	0	1	1	0	8

INSTITUTION AND PROGRAM	C.I.P. Number	STATE OF RESIDENCE															Totals
		AK	AZ	CA	CO	HI	ID	NV	NM	ND	OR	SD	UT	WA	WY		
<b>Montana State University-Bozeman- cont'd</b>																	
Music (BA/BS)	50.0901	0	0	0	1	0	0	0	0	0	0	0	0	0	0	0	1
Music Education (BME)	13.1312	1	0	0	0	0	0	0	0	0	0	0	0	0	0	0	1
Philosophy (BS)	38.0101	0	0	0	2	0	0	0	0	0	0	0	0	0	0	0	2
Physics (BS)	40.0801	0	0	0	0	0	2	0	0	1	1	0	0	0	0	0	4
Plant Science (BS)	01.1101	0	0	0	0	0	0	0	0	1	0	0	0	0	0	0	1
Political Science (BA)	45.1001	1	0	0	2	0	1	0	0	0	0	0	0	1	1	0	6
Pre-Graphic Design (BFA)	50.0701	3	0	0	0	0	0	0	0	0	0	0	0	1	1	0	5
Pre-Nursing (BS NU)	51.1601	1	0	0	2	0	0	0	1	0	1	1	0	1	0	0	7
Pre-Studio Arts (BFA)	50.0701	1	0	0	0	0	0	0	0	0	0	1	0	1	0	0	3
Pre-Veterinary Medicine (BS)	51.1104	0	0	0	0	0	0	0	0	1	0	0	0	0	0	0	1
Psychology (BA/BSE)	42.0101	2	0	0	0	0	3	0	0	0	0	0	0	1	1	0	7
Range Science (BS)	01.1106	0	0	0	0	0	0	0	0	0	0	0	0	0	0	2	2
Secondary Education (BS)	13.1205	0	0	0	0	0	0	0	0	0	0	0	0	1	0	0	1
Sociology (BS)	45.1101	1	0	0	0	0	0	0	0	0	0	0	0	2	2	0	5
Technology Education (BS)	13.1309	1	0	0	0	0	0	0	0	0	0	0	0	0	1	0	2
<b>SCHOOL TOTALS</b>		<b>61</b>	<b>1</b>	<b>5</b>	<b>65</b>	<b>1</b>	<b>45</b>	<b>4</b>	<b>7</b>	<b>22</b>	<b>38</b>	<b>31</b>	<b>7</b>	<b>60</b>	<b>51</b>	<b>398</b>	
<b>Montana State University-Northern</b>																	
Automotive Technology (BS)	15.0803	0	0	0	0	0	0	0	0	0	1	0	1	1	0	0	3
Biology (BS)	26.0101	0	1	0	0	0	0	0	0	0	1	0	0	2	1	0	5
Business Technology (BS)	52.0299	0	0	0	0	0	2	0	0	0	1	0	0	2	0	0	5
Community Services (BA)	44.0201	0	0	0	0	0	0	1	0	0	0	0	0	0	0	0	1
Computer Information Systems (BS)	11.0401	0	0	0	0	0	0	0	0	0	0	0	0	1	0	0	1
Degree Seeking Undecided (BS)	00.0000	0	0	0	0	0	0	0	0	0	0	0	1	0	0	0	1
Design Drafting Technology (BS)	48.0101	0	0	0	0	0	0	0	0	0	0	0	0	1	0	0	1
Diesel Technology (BS)	47.0605	1	0	0	0	0	0	1	0	0	4	0	0	9	1	0	16
Elementary Education (BSEd)	13.1202	0	0	0	0	0	0	0	0	0	1	0	0	0	0	0	1
Engineering (BS)	14.0101	0	0	0	0	0	0	0	0	0	0	0	0	2	0	0	2
Graphic Design, Commercial Art & Illustration (BA)	50.0402	0	0	0	0	0	0	0	0	0	0	0	0	1	0	0	1
Health Promotion (BS)	31.0599	1	0	0	0	0	0	0	0	0	0	0	0	0	0	0	1
Nursing (AS)	51.1601	0	0	0	0	0	0	0	0	0	2	0	0	1	0	0	3
Nursing (BSN)	51.1601	0	0	0	0	0	0	0	0	0	0	0	2	0	0	0	2

INSTITUTION AND PROGRAM	C.I.P. Number	STATE OF RESIDENCE														Totals
		AK	AZ	CA	CO	HI	ID	NV	NM	ND	OR	SD	UT	WA	WY	
<b>Montana State University-Northern- cont'd</b>																
Pre-Elementary Education (K-8) (BS)	13.1202	0	0	0	0	0	0	0	0	0	0	0	0	1	1	2
Pre-Health & Phys Education (K-12) (BS)	13.1314	0	0	0	0	0	2	1	0	1	0	0	1	1	0	6
Pre-Nursing (Associates)	51.1601	1	0	0	0	0	0	0	0	0	0	0	0	0	0	1
Pre-Secondary Ed.: English (5-12) (BS)	13.1205	0	0	0	0	0	0	0	0	0	0	0	0	1	0	1
Pre-Secondary Ed.: Business (BS)	13.1205	0	0	0	0	0	0	0	0	0	0	0	0	1	0	1
Pre-Secondary Ed.: Social Science (5-12) (BS)	13.1205	0	0	0	0	0	1	0	0	0	1	0	0	0	0	2
Secondary Education, English (BS )	13.1205	0	1	0	0	0	0	0	0	0	0	0	0	0	0	1
<b>SCHOOL TOTALS</b>		<b>3</b>	<b>2</b>	<b>0</b>	<b>0</b>	<b>0</b>	<b>5</b>	<b>3</b>	<b>0</b>	<b>1</b>	<b>11</b>	<b>0</b>	<b>5</b>	<b>24</b>	<b>3</b>	<b>57</b>
<b>Montana Tech of The University of Montana</b>																
Biological Sciences (BS)	26.0101	0	0	0	0	0	1	0	0	0	1	0	0	0	1	3
Business & Information Technology (BS)	52.1299	0	0	0	1	0	0	0	0	1	0	0	0	1	0	3
Business (BAS)	52.0101	1	0	0	0	0	0	0	0	0	0	0	0	0	0	1
Chemistry (BS)	40.0501	0	0	0	0	0	0	0	0	0	0	0	0	1	0	1
Computer Science (BS)	11.0701	1	0	0	1	0	2	0	0	1	0	0	0	1	0	6
Drafting Technology (AAS)	15.1302	0	0	0	0	0	0	0	0	0	1	0	0	0	0	1
Environmental Engineering (BS)	14.1401	1	0	0	0	0	1	0	0	0	1	0	2	3	2	10
General Engineering (BS)	14.0101	5	0	0	4	0	7	0	0	0	1	1	0	5	9	32
General Science (BS)	40.0101	0	0	0	0	0	0	0	0	0	0	0	0	0	1	1
Geological Engineering (BS)	14.3901	0	0	0	0	0	2	0	0	1	1	0	0	3	0	7
Geophysical Engineering (BS)	14.3901	0	0	0	0	0	1	0	0	0	0	0	0	0	1	2
GIS/GPS Technology (AAS)	15.9999	0	0	0	0	0	1	0	0	0	0	0	0	0	0	1
Health Care Informatics (BS)	51.2706	0	0	0	0	0	0	0	0	0	0	0	0	0	1	1
Liberal Studies (BS)	24.0101	1	0	0	0	0	0	0	0	0	0	0	0	1	0	2
Metallurgical Engineering (BS)	14.2001	2	0	0	0	0	3	0	0	0	0	0	0	1	4	10
Metals Fabrication (AAS)	48.0599	0	0	0	0	0	1	0	0	0	0	1	0	0	0	2
Mining Engineering (BS)	14.2101	0	0	0	0	0	2	1	0	0	0	0	0	2	3	8
Network Technology (AAS)	11.0901	1	0	1	0	0	1	0	0	0	1	0	0	0	0	4
Nursing (BS)	51.1601	0	0	0	1	0	0	0	0	1	1	0	0	0	0	3
Occupational Safety & Health (BS)	51.2206	0	0	0	0	0	0	0	1	0	0	0	0	4	1	6
Petroleum Engineering (BS)	14.2501	1	0	0	3	0	0	0	0	1	1	0	0	0	3	9
Pre-Health (AAS)	51.1199	0	0	0	0	0	1	0	0	0	0	0	0	0	0	1

INSTITUTION AND PROGRAM	C.I.P. Number	STATE OF RESIDENCE															Totals
		AK	AZ	CA	CO	HI	ID	NV	NM	ND	OR	SD	UT	WA	WY		
<b>Montana Tech of The University of Montana- cont'd</b>																	
Professional & Technical Communications (BS)	23.1101	0	1	0	0	0	0	0	0	0	1	0	0	0	0	2	
Software Engineering (BS)	14.0903	0	0	0	0	0	0	0	0	1	1	0	1	1	1	5	
<b>SCHOOL TOTALS</b>		<b>13</b>	<b>1</b>	<b>1</b>	<b>10</b>	<b>0</b>	<b>23</b>	<b>1</b>	<b>1</b>	<b>6</b>	<b>10</b>	<b>2</b>	<b>3</b>	<b>23</b>	<b>27</b>	<b>121</b>	
<b>The University of Montana</b>																	
Anthropology (BA)	45.0201	0	0	0	1	1	3	0	0	0	3	0	0	2	1	11	
Biology (BA)	26.0101	2	1	0	5	0	13	0	0	3	7	0	1	6	3	41	
Business Administration (BS)	52.0201	7	0	0	1	1	12	0	0	2	7	0	0	17	3	50	
Chemistry (BS)	40.0501	0	0	0	0	0	0	0	0	0	2	0	0	2	1	5	
Classical Languages (BA/BS)	16.1299	0	0	0	0	0	0	0	0	0	0	1	0	0	0	1	
Communication (BA)	09.0101	0	0	0	0	0	5	0	0	1	0	1	0	1	0	8	
Computer Information Systems (BS)	11.0101	0	0	0	0	0	0	0	0	0	1	0	1	2	0	4	
Computer Science-Math (BA/BS)	30.0801	0	0	0	0	0	1	0	0	0	0	0	0	0	0	1	
Economics (BA)	45.0601	0	0	0	0	0	0	0	0	1	0	0	0	0	0	1	
Education (BA)	13.0101	1	0	0	1	0	2	0	0	0	1	0	1	3	0	9	
English, Liberal Arts (BA)	23.0101	1	0	0	0	0	4	0	1	0	2	2	0	1	2	13	
Environmental Studies (BA)	03.0103	0	0	0	2	0	4	0	0	0	1	0	1	3	1	12	
Fine Arts (BA)	50.0701	0	0	0	1	0	5	0	0	1	4	1	0	6	4	22	
Forestry (BS)	03.0501	0	0	0	0	0	0	0	0	0	2	0	0	1	1	4	
General Education (AA)	24.0101	4	3	0	8	0	13	0	1	3	9	5	3	10	5	64	
Geography (BA)	45.0701	0	0	0	1	0	1	0	1	0	1	0	0	0	0	4	
Geology (BS)	40.0601	0	0	0	1	0	0	0	0	0	2	0	0	0	0	3	
German (BA)	16.0501	0	0	0	0	0	0	0	0	1	0	0	0	0	0	1	
Health & Physical Education (K-8) (BS)	13.1314	1	2	0	0	0	5	0	1	0	1	1	1	1	0	13	
History (BA)	54.0101	0	0	0	1	0	4	0	0	0	1	0	1	0	0	7	
Japanese Studies (BA)	05.0127	0	0	0	0	0	2	0	0	0	0	0	0	1	1	4	
Journalism (BA)	09.0401	2	0	0	3	0	2	0	0	0	3	0	0	2	3	15	
Liberal Arts (BA)	24.0101	1	0	0	0	0	1	0	0	0	0	0	0	0	0	2	
Mathematics (BA)	27.0101	0	0	0	0	0	0	0	0	0	2	0	0	0	0	2	
Music (BA)	50.0901	0	0	0	0	0	0	0	0	0	0	0	0	1	2	3	
Music: Composition (B Mus)	50.0904	0	0	0	0	0	1	0	0	0	0	0	1	0	0	2	
Performance (BFA)	50.0903	0	0	0	0	0	0	0	0	0	0	0	0	1	1	2	



INSTITUTION AND PROGRAM	C.I.P. Number	STATE OF RESIDENCE														Totals
		AK	AZ	CA	CO	HI	ID	NV	NM	ND	OR	SD	UT	WA	WY	
<b>The University of Montana- cont'd</b>																
Pharmacy (BS)	51.2001	0	0	0	0	0	0	0	0	2	0	0	0	0	0	2
Philosophy (BA)	38.0101	0	0	0	0	0	0	0	0	0	1	0	0	0	0	1
Physics (BS)	40.0801	0	0	0	1	0	0	1	0	0	0	0	0	2	0	4
Political Science (BA)	45.1001	1	0	0	1	0	3	0	0	1	0	1	0	4	1	12
Pre-Communication (N/A)	09.0199	1	0	0	0	0	1	0	0	0	0	0	0	1	0	3
Pre-Education (Pre Maj)	13.9999	2	0	0	3	0	7	0	0	0	1	1	1	1	0	16
Pre-English	23.0401	0	0	0	2	0	5	0	0	0	1	1	0	2	0	11
Pre-Forestry (N/A)	03.0501	1	0	0	1	0	1	0	0	0	3	1	0	1	0	8
Pre-Journalism (Pre Maj)	09.0401	0	1	0	2	1	5	0	1	1	6	1	0	3	0	21
Pre-Law (N/A)	22.0102	0	0	0	0	0	0	0	0	0	0	0	0	0	1	1
Pre-Major Nursing (AAS)	51.1601	0	0	0	0	0	2	0	0	0	2	1	1	2	0	8
Pre-Medicine (N/A)	51.1102	1	0	0	0	0	1	0	0	4	1	0	0	2	0	9
Pre-Pharmacy (N/A)	51.1103	1	0	0	0	1	4	0	0	0	1	0	0	2	0	9
Pre-Physical Therapy (N/A)	51.2308	2	0	0	1	0	0	0	0	0	1	0	0	7	1	12
Pre-Psychology	42.0101	0	0	0	0	0	7	0	0	0	2	0	0	6	3	18
Pre-Recreation (BS)	31.0101	0	0	0	0	0	1	0	0	0	1	0	0	0	0	2
Pre-Resource Conservation	03.9999	0	0	0	0	0	1	0	0	0	0	0	1	1	0	3
Pre-Wildlife Biology	26.0709	1	0	0	2	0	1	0	0	1	2	0	2	6	1	16
Psychology (BA)	42.0101	2	0	0	0	0	1	0	0	1	2	1	0	4	4	15
Radio/Television (BA)	09.0799	0	0	0	1	0	1	0	0	0	1	0	0	1	2	6
Recreation Management (BSRM)	31.0301	0	0	0	2	0	0	0	0	0	0	0	0	0	0	2
Russian (BA)	05.0110	0	0	0	0	0	0	0	0	0	1	0	0	0	0	1
Social Work (BS)	44.0701	1	0	0	0	0	2	0	0	0	1	0	0	1	1	6
Sociology (BA)	45.1101	1	0	0	0	0	4	0	0	0	0	0	0	7	0	12
Spanish (BA)	16.0905	1	0	0	0	0	1	0	0	1	0	1	0	0	1	5
Wildlife Biology (BS)	03.0601	1	0	0	0	0	0	1	0	0	1	0	0	0	0	3
<b>SCHOOL TOTALS</b>		<b>35</b>	<b>7</b>	<b>0</b>	<b>41</b>	<b>4</b>	<b>126</b>	<b>2</b>	<b>5</b>	<b>23</b>	<b>77</b>	<b>19</b>	<b>15</b>	<b>113</b>	<b>43</b>	<b>510</b>
<b>University of Montana - Western</b>																
Art, General (BA)	50.0701	0	0	0	0	0	1	0	0	0	0	0	0	0	0	1
Biology (BSEd)	26.0101	0	0	0	0	0	2	0	0	0	0	0	0	1	0	3
Business & Communications Option (BA)	24.0101	0	0	0	0	0	3	1	0	0	0	0	0	2	0	6

INSTITUTION AND PROGRAM	C.I.P. Number	STATE OF RESIDENCE														Totals	
		AK	AZ	CA	CO	HI	ID	NV	NM	ND	OR	SD	UT	WA	WY		
<b>University of Montana - Western- cont'd</b>																	
Business Administration- Management (BS)	52.0201	1	0	0	1	4	2	0	0	0	2	0	0	2	1	13	
Business Education (BS Ed)	52.0201	0	0	0	0	0	0	0	0	0	1	0	0	0	0	1	
Early Childhood Education (AAS)	13.1204	0	0	0	0	0	2	0	0	0	0	0	0	0	0	2	
Elementary Education (BSEd)	13.1202	0	0	0	0	0	4	1	0	0	1	0	0	1	1	8	
English Education (BA/BS)	13.1305	0	0	0	0	0	1	0	0	0	0	0	0	0	0	1	
Environmental Studies (BA)	03.0102	1	0	0	1	1	7	0	0	0	2	0	0	2	1	15	
Equine Studies (AAS)	01.0507	0	0	0	3	0	5	0	0	0	1	0	1	0	0	10	
History Education (BSEd)	13.1328	0	0	0	0	0	2	1	0	0	0	0	0	1	1	5	
Industrial Arts/Technology Ed. (BS)	13.1309	1	0	0	0	1	1	0	0	0	0	0	0	0	0	3	
Literature & Writing Option (BA)	24.0101	1	0	0	0	0	0	1	0	0	1	0	0	1	0	4	
Mathematics Education (BSEd)	13.1312	0	0	0	0	0	1	0	0	0	0	0	0	0	0	1	
Physical Education & Health K-12 (BS-SE)	13.1314	0	0	0	0	5	5	0	0	0	0	0	1	3	2	16	
Pre-Professional Other (N/A)	24.0101	0	0	0	0	0	2	0	0	0	0	0	0	1	0	3	
Social Science (BA/BS)	45.0101	0	0	0	0	4	3	0	0	0	1	0	1	0	1	10	
Social Science Teacher Education (BS)	13.1317	0	0	0	0	0	0	0	0	0	0	0	0	1	0	1	
Tourism & Recreation (AAS)	52.0903	0	0	0	0	1	0	0	0	0	0	0	0	0	0	1	
Undeclared (BA)	99.9999	0	0	0	1	3	10	2	0	0	2	0	1	4	0	23	
Visual Arts (BS)	50.0701	0	0	0	0	0	1	0	0	0	0	0	0	0	0	1	
<b>SCHOOL TOTALS</b>		<b>4</b>	<b>0</b>	<b>0</b>	<b>6</b>	<b>19</b>	<b>52</b>	<b>6</b>	<b>0</b>	<b>0</b>	<b>11</b>	<b>0</b>	<b>4</b>	<b>19</b>	<b>7</b>	<b>128</b>	
<b>MONTANA FOUR-YEAR INSTITUTIONS TOTALS</b>		<b>127</b>	<b>13</b>	<b>6</b>	<b>133</b>	<b>26</b>	<b>260</b>	<b>17</b>	<b>13</b>	<b>62</b>	<b>150</b>	<b>62</b>	<b>40</b>	<b>254</b>	<b>263</b>	<b>1,426</b>	
<b>MONTANA TOTALS</b>		<b>129</b>	<b>13</b>	<b>7</b>	<b>133</b>	<b>26</b>	<b>262</b>	<b>17</b>	<b>13</b>	<b>71</b>	<b>154</b>	<b>71</b>	<b>51</b>	<b>257</b>	<b>267</b>	<b>1,471</b>	

# NEVADA

INSTITUTION AND PROGRAM	C.I.P. Number	STATE OF RESIDENCE														Totals
		AK	AZ	CA	CO	HI	ID	MT	NM	ND	OR	SD	UT	WA	WY	
<b>NEVADA TWO-YEAR INSTITUTIONS (4)</b>																
<b>Community College of Southern Nevada</b>																
Accounting (AAS)	52.0302	0	0	0	1	0	0	0	0	0	0	1	0	0	0	2
Associate of Arts (AA)	24.0101	0	1	0	0	3	1	0	1	0	0	0	0	0	0	6
Associate of Science (AS)	24.0101	0	0	0	1	0	0	0	0	0	0	0	0	0	0	1
Biotechnology Asstistant (AAS)	41.0101	0	0	0	0	0	0	0	0	0	0	0	1	0	0	1
Building Technician (AAS)	46.0412	1	0	0	0	0	0	0	0	0	0	0	0	0	0	1
Business Administration (AB)	52.0201	0	0	0	0	0	0	1	0	0	0	0	1	1	0	3
Business Management (AAS)	52.0201	0	0	0	0	0	0	0	0	0	0	0	1	0	0	1
Communications (AA)	09.0101	0	1	0	0	0	0	0	0	0	0	0	0	0	0	1
Criminal Justice- Law Enforcement (AAS)	43.0107	0	1	0	0	0	0	0	0	0	0	0	0	0	0	1
Dental Hygiene (BS)	51.0602	1	0	0	0	0	0	0	0	0	0	0	0	0	0	1
Electronic Engineering Technology (AAS)	15.0303	1	0	0	0	0	0	0	0	0	0	0	0	0	0	1
Fire Science Tech.- Urban Fire Fighting (Cert)	43.0203	0	0	0	0	0	0	0	0	0	1	0	0	0	0	1
Graphic Technology (AAS)	48.0201	0	1	0	0	0	0	0	0	0	0	0	0	0	0	1
Hotel Management (AAS)	52.0904	0	1	0	0	0	0	0	0	0	0	0	0	0	0	1
Hotel/Restaurant/Casino- Culinary Arts (AAS)	12.0503	0	0	0	0	0	1	0	0	0	0	0	0	0	0	1
Hotel/Restaurant/Casino- Food & Beverage Mgmt. (AAS)	52.0905	0	0	0	0	0	0	0	0	0	1	0	0	0	0	1
International Business (Cert)	52.1101	0	0	0	1	0	0	0	0	0	0	0	0	0	0	1
Medical Laboratory Technician (AAS)	51.1099	0	1	0	0	0	0	0	0	0	0	0	0	0	0	1
Music (AA)	50.0901	0	0	0	1	0	0	0	0	0	0	0	0	0	0	1
Nursing (AAS)	51.1601	2	1	0	0	0	0	0	0	0	0	0	0	0	0	3
Physical Therapy Assistant (AAS)	51.0806	1	0	0	0	0	0	0	0	0	0	0	0	0	0	1
Psychology (AA)	42.0101	1	0	0	0	0	1	0	0	0	0	0	0	0	0	2
Undeclared (N/A)	24.0199	3	5	0	0	1	1	0	1	0	1	0	0	0	0	12
Veterinary Technology (AAS)	51.1104	0	0	0	0	1	0	0	0	0	0	0	0	0	0	1
<b>SCHOOL TOTALS</b>		<b>10</b>	<b>12</b>	<b>0</b>	<b>4</b>	<b>5</b>	<b>4</b>	<b>1</b>	<b>2</b>	<b>0</b>	<b>3</b>	<b>1</b>	<b>3</b>	<b>1</b>	<b>0</b>	<b>46</b>
<b>Great Basin College</b>																
General Studies (AGS)	24.0102	0	0	0	0	0	0	0	0	0	1	0	0	0	0	1
Elementary Education (BA)	13.1202	0	0	0	0	0	0	1	0	0	0	0	0	0	0	1

INSTITUTION AND PROGRAM	C.I.P. Number	STATE OF RESIDENCE														Totals	
		AK	AZ	CA	CO	HI	ID	MT	NM	ND	OR	SD	UT	WA	WY		
<b>Great Basin College- cont'd</b>																	
Nursing (AAS)	51.1601	0	0	0	2	0	0	0	0	0	0	0	0	0	0	0	2
<b>SCHOOL TOTALS</b>		<b>0</b>	<b>0</b>	<b>0</b>	<b>2</b>	<b>0</b>	<b>0</b>	<b>1</b>	<b>0</b>	<b>0</b>	<b>1</b>	<b>0</b>	<b>0</b>	<b>0</b>	<b>0</b>	<b>0</b>	<b>4</b>
<b>Truckee Meadows Community College</b>																	
Anthropology (AA)	45.0201	1	0	0	0	0	0	0	0	0	0	0	0	0	0	0	1
Associate of Arts (AA)	24.0101	16	0	0	0	0	0	3	2	0	2	0	1	1	0	0	25
Business (AA)	24.0101	4	0	0	0	0	0	0	0	0	0	0	0	0	0	0	4
Construction Management (AAS)	52.2001	1	0	0	0	0	0	0	0	0	0	0	0	0	0	0	1
Dental Hygiene (AAS)	51.0602	0	1	0	0	0	0	0	0	0	0	0	0	0	0	0	1
Education, Elementary (AA)	13.1202	1	0	0	0	0	0	0	0	0	0	0	0	0	0	0	1
Engineering Technology (AS)	15.9999	1	0	0	0	0	0	0	0	0	0	0	0	0	0	0	1
Nursing (AAS)	51.1601	1	0	0	0	0	0	0	0	0	1	0	0	0	0	0	2
Personal Interest (N/A)	99.9999	2	0	0	0	1	0	0	0	0	0	0	0	0	0	0	3
Radiological Technology (AAS)	51.0907	0	0	0	1	0	0	0	0	0	0	0	0	0	0	0	1
Science (AS)	40.07	0	0	0	0	0	0	0	0	0	1	0	0	0	0	0	1
Secondary Education (AA)	13.1205	0	0	0	0	0	0	1	0	0	0	0	0	0	0	0	1
Transfer (N/A)	24.0101	1	0	0	0	0	0	0	1	0	0	0	0	0	0	0	2
Transfer Courses (N/A)	99.9999	0	0	1	0	0	0	0	0	0	0	0	0	0	0	0	1
Undecided (N/A)	24.0101	12	1	0	0	1	1	1	1	0	1	0	0	0	0	0	18
<b>SCHOOL TOTALS</b>		<b>40</b>	<b>2</b>	<b>1</b>	<b>1</b>	<b>2</b>	<b>1</b>	<b>5</b>	<b>4</b>	<b>0</b>	<b>5</b>	<b>0</b>	<b>1</b>	<b>1</b>	<b>0</b>	<b>0</b>	<b>63</b>
<b>Western Nevada Community College</b>																	
Nursing (AAS)	51.1601	0	0	1	0	0	0	0	0	0	0	0	0	0	0	0	1
<b>SCHOOL TOTALS</b>		<b>0</b>	<b>0</b>	<b>1</b>	<b>0</b>	<b>0</b>	<b>0</b>	<b>0</b>	<b>0</b>	<b>0</b>	<b>0</b>	<b>0</b>	<b>0</b>	<b>0</b>	<b>0</b>	<b>0</b>	<b>1</b>
<b>NEVADA TWO-YEAR INSTITUTIONS TOTALS</b>		<b>50</b>	<b>14</b>	<b>2</b>	<b>7</b>	<b>7</b>	<b>5</b>	<b>7</b>	<b>6</b>	<b>0</b>	<b>9</b>	<b>1</b>	<b>4</b>	<b>2</b>	<b>0</b>	<b>0</b>	<b>114</b>

INSTITUTION AND PROGRAM	C.I.P. Number	STATE OF RESIDENCE														Totals
		AK	AZ	CA	CO	HI	ID	MT	NM	ND	OR	SD	UT	WA	WY	
<b>NEVADA FOUR-YEAR INSTITUTIONS (3)</b>																
<b>Nevada State College</b>																
Non Degree (N/A)	00.0000	0	0	0	1	1	0	0	0	0	0	0	0	0	0	2
Nursing (BS/BSN)	51.1601	0	0	0	0	1	1	0	1	0	5	0	1	4	0	13
Psychology (BA)	42.0101	0	0	0	1	0	0	0	0	0	0	0	0	0	0	1
Undeclared (BS)	99.9999	0	0	0	0	0	0	0	0	0	0	0	1	1	0	2
<b>SCHOOL TOTALS</b>		<b>0</b>	<b>0</b>	<b>0</b>	<b>2</b>	<b>2</b>	<b>1</b>	<b>0</b>	<b>1</b>	<b>0</b>	<b>5</b>	<b>0</b>	<b>2</b>	<b>5</b>	<b>0</b>	<b>18</b>
<b>University of Nevada, Las Vegas</b>																
Accountancy (MS)	52.0301	0	0	0	0	1	0	0	0	0	0	0	0	0	0	1
Accounting (BS/BA)	52.0301	3	0	0	1	3	2	1	1	0	3	0	5	1	0	20
Anthropology (BA)	45.0201	1	0	0	0	0	0	0	0	0	1	0	1	1	1	5
Architecture (BS Arch)	04.0201	2	1	0	6	11	2	3	3	0	1	0	5	3	3	40
Architecture Probationary (BS)	04.0201	1	0	0	0	1	0	0	1	0	0	0	0	0	0	3
Architecture: Urban, Regional (BS)	04.0301	0	0	0	0	0	0	0	0	0	0	1	1	0	0	2
Art (BFA)	50.0701	0	0	0	0	0	0	0	0	0	0	0	0	1	0	1
Art History (BA)	50.0703	0	0	0	0	0	0	0	0	0	0	0	1	1	0	2
Art, General (BA)	50.0701	6	3	0	2	6	0	1	1	0	2	0	1	1	3	26
Athletic Training (BS)	51.0913	0	0	0	2	1	0	1	0	0	0	0	1	0	0	5
Athletic Training (BS)	51.0913	0	0	0	0	3	0	0	0	0	0	0	0	0	0	3
Athletic Training Probationary (BS)	51.0913	1	0	0	0	2	0	0	1	0	0	0	0	1	0	5
Biochemistry (BS)	26.0202	0	1	0	0	2	2	0	0	0	0	0	1	1	0	7
Biological Sciences (BS)	26.0101	0	1	0	5	3	1	0	1	0	1	0	1	3	0	16
Biology Cellular, Molecular (BS)	26.0101	1	0	0	0	2	0	1	0	0	0	0	0	0	0	4
Biology Comprehensive (BS)	26.0101	0	0	0	0	0	0	0	0	0	0	1	0	0	0	1
Biology Environmental (BS)	26.0101	0	1	0	0	1	0	0	0	0	0	0	0	0	0	2
Biology- Intg/Org (BS)	26.0101	0	0	0	0	1	0	0	0	0	0	0	0	0	0	1
Biology Preprofessional (BS)	26.0101	2	1	0	3	1	1	0	0	0	1	0	5	2	1	17
Biology Probationary (BS)	26.0101	0	2	0	0	2	0	0	0	0	0	0	0	0	0	4
Business Human Services (BS)	44.0000	1	0	0	0	1	0	0	0	0	0	0	0	0	0	2
Business Other (UNDU)	52.0205	2	2	0	2	7	2	0	1	1	0	2	0	4	0	23
Business Probationary (BS/BA)	52.0101	1	7	0	8	14	3	2	1	0	1	0	0	13	2	52

INSTITUTION AND PROGRAM	C.I.P. Number	STATE OF RESIDENCE														Totals
		AK	AZ	CA	CO	HI	ID	MT	NM	ND	OR	SD	UT	WA	WY	
<b>University of Nevada, Las Vegas- cont'd</b>																
Chemistry (BS)	40.0501	0	1	0	0	1	0	0	0	0	0	0	0	0	0	2
Chemistry Probationary (BS)	40.0501	0	0	0	0	0	0	0	0	0	0	0	0	1	0	1
Civil Engineering (BS)	14.0801	2	0	0	0	2	0	0	0	0	0	0	1	0	0	5
Clinical Lab Probationary (BS)	51.1004	0	0	0	0	1	0	0	0	0	0	0	0	0	0	1
Clinical Laboratory (BS)	51.1004	0	0	0	0	0	0	0	0	0	1	0	0	0	0	1
Communication (BA)	09.0101	4	4	0	6	22	2	2	2	0	6	0	2	10	2	62
Communication Studies Probationary (BA)	09.0101	1	0	0	0	1	0	0	0	1	0	0	0	1	1	5
Computer Engineering (BS)	14.0901	0	0	0	0	1	0	0	0	0	1	0	0	1	0	3
Computer Medical Imaging (BS)	51.0907	0	0	0	0	2	0	0	0	0	0	0	0	0	0	2
Computer Science (BS)	11.0701	0	0	0	0	2	0	0	0	0	0	0	0	0	0	2
Construction Management (BS)	04.9999	0	0	0	0	1	0	0	0	1	0	1	1	0	0	4
Crime & Justice (BA/BS)	43.0104	4	3	0	7	17	1	3	3	0	2	0	3	3	1	47
Criminal Justice Probationary (BA)	43.0104	1	0	0	0	1	0	1	0	0	0	0	0	1	0	4
Culinary Arts Management (BS)	12.0503	0	0	0	1	1	0	0	0	0	0	0	2	1	0	5
Dance (BA)	50.0301	2	1	0	3	0	2	1	2	0	1	0	1	4	1	18
Dance (BFA)	50.0301	2	0	0	0	0	0	0	2	0	1	0	1	3	0	9
Dance- Dance Studio (BA)	50.0301	0	0	0	0	0	0	0	0	0	0	0	0	1	0	1
Early Childhood Education (BS)	13.1210	0	1	0	0	4	0	0	0	0	0	0	2	0	0	7
Economics (BA)	45.0601	0	0	0	0	0	1	0	0	0	0	0	0	0	0	1
Economics (BS)	45.0601	0	0	0	0	0	0	0	1	0	0	0	0	1	0	2
Electrical Engineering (BSEG)	14.1001	0	1	0	0	1	0	0	0	0	0	0	0	0	0	2
Elementary Education (BAEd)	13.1202	1	1	0	0	2	0	0	0	0	0	0	0	0	0	4
Elementary Education (BSEd)	13.1202	2	0	0	1	3	0	1	0	0	2	1	1	0	0	11
Elementary Education Probationary (BS-ED)	13.0101	0	2	0	1	6	0	1	1	0	0	0	0	0	0	11
Engineering Probationary (UNDU)	14.0101	0	0	0	1	6	0	1	1	0	0	1	0	1	0	11
English (BA)	23.0101	0	1	0	1	4	0	0	1	0	0	0	0	1	0	8
English- 2nd Degree (BS)	13.1205	0	0	0	0	0	0	0	0	0	0	0	0	1	0	1
English Probationary (BA)	23.0101	0	0	0	1	0	0	0	0	0	0	0	0	0	0	1
Environmental Geology (BS)	40.0601	0	0	0	1	0	0	0	0	0	0	0	0	0	0	1
Environmental Studies (BA)	03.0103	0	0	0	0	2	0	1	0	0	1	0	0	0	0	4
Events Management (BS)	52.0999	0	1	0	0	0	0	0	0	0	1	0	0	0	0	2
Events Management Probationary (BS)	52.0999	0	0	0	0	0	0	0	0	1	0	0	0	0	0	1
Film (BA)	50.0601	4	8	0	10	2	1	2	3	2	3	0	3	11	1	50

INSTITUTION AND PROGRAM	C.I.P. Number	STATE OF RESIDENCE														Totals
		AK	AZ	CA	CO	HI	ID	MT	NM	ND	OR	SD	UT	WA	WY	
<b>University of Nevada, Las Vegas- cont'd</b>																
Film Probationary (BA)	50.0601	0	0	0	0	1	0	0	0	0	0	0	0	0	0	1
Finance (BS/BA)	52.0801	0	2	0	0	8	0	0	3	0	5	0	2	4	1	25
Finance Management (BS/BA)	52.0801	0	0	0	2	0	0	0	1	0	0	0	0	0	0	3
Financial Services (BS/BA)	52.0899	1	0	0	0	1	0	0	0	0	1	0	0	0	0	3
Fitness Management (BS)	31.0504	1	0	0	2	1	1	0	0	0	2	0	0	2	0	9
Fitness Management Probationary (BS)	31.0504	0	0	0	0	1	0	0	0	0	0	0	0	0	0	1
French (BA)	16.0901	0	0	0	0	1	0	0	0	0	0	0	0	0	0	1
Geology (BS)	40.0601	0	0	0	0	0	0	0	0	0	1	0	0	0	0	1
German (BA)	16.0501	0	0	0	0	0	0	0	1	0	0	0	0	0	0	1
Gerontology (Cert)	30.1101	0	0	0	0	1	0	0	0	0	0	0	0	0	0	1
Health Care Administration Probationary (BS)	51.0701	0	0	0	0	0	1	0	0	0	0	0	0	0	0	1
Health Education School (BS)	13.1307	0	0	0	0	0	0	0	0	0	0	0	1	0	0	1
Health Physics Probationary (BS)	51.2205	0	0	0	0	0	0	0	0	0	1	0	0	0	0	1
History (BA)	54.0101	1	0	0	1	1	1	0	0	0	5	0	1	2	0	12
History- 2nd Degree (BA-ED)	13.1205	0	0	0	0	1	0	0	0	0	0	0	0	0	0	1
History- 2nd Degree (BS-ED)	13.1205	0	0	0	0	0	0	0	1	0	0	0	0	0	0	1
History Probationary (BA)	54.0101	0	0	0	0	1	0	0	0	0	0	0	0	1	0	2
Hospital Management (BS)	52.0901	1	2	0	1	1	0	0	1	0	1	0	0	0	0	7
Hospital Management Probationary (BS)	52.0901	0	1	0	1	2	0	0	1	0	0	0	0	1	0	6
Hotel Administration (BS-HA)	52.0901	0	7	0	20	23	2	0	7	0	13	0	3	22	2	99
Hotel Administration- 2nd Degree (BS)	52.0901	0	0	0	0	0	0	0	1	0	1	0	0	0	0	2
Hotel Administration Probationary (BS-HA)	52.0901	1	0	0	2	1	0	0	0	0	1	0	1	1	0	7
Hotel- Beverage Management (BS-HA)	52.0901	0	0	0	1	0	0	0	1	0	1	0	0	0	0	3
Hotel- Beverage Probationary (BS-HA)	52.0901	0	1	0	1	0	0	0	0	1	0	0	0	0	0	3
Human Resource Management (BS/BA)	52.1001	1	0	0	0	3	0	0	0	0	0	0	0	0	1	5
Interdisciplinary (BA)	30.9999	0	1	0	0	2	0	0	0	0	0	0	0	0	0	3
Interdisciplinary Asian Studies (BA)	05.0103	0	0	0	0	0	0	0	1	0	0	0	0	2	0	3
Interdisciplinary Cultural Studies (BA)	05.0299	0	1	0	0	0	0	0	0	1	0	0	0	0	0	2
Interdisciplinary Multi (BA)	30.9999	0	0	0	0	1	0	0	0	0	0	0	0	0	0	1
Interdisciplinary Probationary (BA)	30.9999	0	0	0	0	1	0	0	0	0	0	0	0	0	0	1
Interdisciplinary Social Sciences (BA)	45.0101	0	2	0	0	0	0	0	0	0	2	0	1	0	0	5
Interior Architecture & Design (BS)	04.0501	1	1	0	6	1	0	1	1	0	1	0	1	0	2	15
International Business (BS/BA)	52.1101	2	1	0	1	0	0	0	0	0	0	0	0	1	0	5

INSTITUTION AND PROGRAM	C.I.P. Number	STATE OF RESIDENCE														Totals
		AK	AZ	CA	CO	HI	ID	MT	NM	ND	OR	SD	UT	WA	WY	
<b>University of Nevada, Las Vegas- cont'd</b>																
Kinesiology (BS)	31.0505	4	7	0	5	21	1	1	6	0	3	2	2	4	2	58
Kinesiology Probationary (BS)	31.0505	0	0	0	0	7	0	0	1	0	0	0	0	0	0	8
Landscape Architecture (BLA)	04.0601	0	0	0	0	1	0	1	0	0	0	1	1	2	1	7
Liberal Arts Undecided (UNDU)	24.0101	2	0	0	0	18	0	0	0	0	1	0	0	1	0	22
Management	52.0201	3	6	0	5	15	1	0	0	0	1	0	0	0	1	32
Management Information Systems (BS/BA)	52.1201	0	0	0	0	7	0	0	1	0	0	0	1	1	1	11
Marketing (BS/BA)	52.1401	1	1	0	4	10	2	1	2	0	2	1	2	6	1	33
Math (BS)	27.0101	0	0	0	0	1	0	0	0	1	1	0	1	0	0	4
Math- 2nd Degree (BS-ED)	13.1205	0	0	0	0	1	0	0	0	0	0	0	0	1	0	2
Mathematics Probationary (BS)	27.0101	0	0	0	0	0	0	0	0	0	0	0	0	1	0	1
Mechanical Engineering (BS EG)	14.1901	0	0	0	0	0	0	0	0	0	0	0	0	1	0	1
Music (BA)	50.0901	1	0	0	2	1	0	0	0	0	0	0	0	2	0	6
Music (BM Jaz)	50.0901	0	0	0	0	0	0	0	0	2	0	0	0	0	0	2
Music (BM)	50.0901	1	0	0	1	2	0	0	0	0	1	4	1	0	10	
Music Recital (BA)	50.0901	1	0	0	0	0	0	0	0	0	0	0	0	0	0	1
Nuclear Medicine (BS)	51.0905	1	0	0	0	0	0	0	0	0	0	0	1	0	0	2
Nursing (BS)	51.1601	1	0	0	1	3	0	0	0	0	0	0	0	2	0	7
Nursing Probationary (BS)	51.1601	0	0	0	0	5	0	0	0	0	0	0	2	0	0	7
Nutrition BS (BS)	30.1901	0	1	0	0	2	0	0	0	0	0	0	1	1	1	6
Other SDC (UNDU)	30.9999	6	9	0	14	29	3	1	3	1	8	2	2	15	4	97
Philosophy (BA)	38.0101	0	0	0	1	0	1	0	1	0	0	1	1	0	0	5
Physical Education K-12 (BS)	13.1314	2	0	0	1	1	0	0	0	0	1	0	0	0	0	5
Physical Education Probationary (BS)	13.1314	0	0	0	0	2	0	0	0	0	0	0	0	0	0	2
Physics (BS)	40.0801	0	0	0	0	0	0	0	0	0	0	0	1	1	0	2
Political Science (BA)	45.1001	4	3	0	1	5	2	2	2	0	3	1	1	3	2	29
Political Science Probationary (BA)	45.1001	0	0	0	0	0	0	0	0	0	0	0	0	3	0	3
Pre-Accounting (BS/BA)	52.0301	2	1	0	3	13	3	0	1	1	0	0	1	1	0	26
Pre-Business (BS/BA)	52.0101	0	0	0	0	1	0	0	0	0	0	0	0	0	0	1
Pre-Civil Engineering (BS)	14.0801	2	0	0	0	7	1	0	1	0	0	0	1	0	0	12
Pre-Clinical Laboratory Science (BS)	51.1005	0	1	0	1	0	0	0	1	0	0	0	0	0	0	3
Pre-Communication Studies (BA)	09.0101	7	10	0	6	11	2	1	2	0	6	0	4	13	0	62
Pre-Computer Engineering (BS)	14.0901	0	2	0	0	7	0	0	0	0	0	0	1	0	0	10
Pre-Computer Science (BS)	11.0701	1	1	0	3	7	0	0	0	0	0	0	0	0	0	12



INSTITUTION AND PROGRAM	C.I.P. Number	STATE OF RESIDENCE														Totals
		AK	AZ	CA	CO	HI	ID	MT	NM	ND	OR	SD	UT	WA	WY	
<b>University of Nevada, Las Vegas- cont'd</b>																
Pre-Construction Management (BS)	15.1001	1	0	0	0	2	1	0	0	0	0	1	0	0	0	5
Pre-Criminal Justice (BA)	43.0104	3	2	0	5	12	0	0	3	0	1	0	1	5	1	33
Pre-Culinary Arts (BS-CM)	12.0599	1	1	0	4	3	0	0	1	0	0	0	1	3	0	14
Pre-Early Childhood Education (BS)	13.1210	0	0	0	1	1	0	0	0	0	0	0	0	0	0	2
Pre-Economics (BS/BA)	45.0601	3	0	0	1	2	0	0	0	0	1	0	0	1	0	8
Pre-Electrical Engineering (BS)	14.1001	1	0	0	2	4	1	0	1	0	2	0	0	1	0	12
Pre-Elementary Education (BS Ed)	13.1202	1	3	0	3	14	0	1	3	0	2	0	2	3	0	32
Pre-Events Management (BS-HA)	52.0999	0	0	0	1	0	0	0	1	0	1	0	0	1	0	4
Pre-Finance (BS/BA)	52.0801	1	0	0	3	3	1	1	0	0	1	0	1	5	0	16
Pre-Food Services (BS-HA)	52.0905	0	0	0	1	0	0	0	0	0	0	0	0	0	0	1
Pre-Health Education (BS)	13.1307	2	1	0	0	1	0	0	0	0	0	0	2	0	0	6
Pre-Hospital Management (BS-HA)	52.0901	2	8	0	25	15	3	4	2	1	7	1	4	16	2	90
Pre-Hotel (BS-HA)	52.0901	3	1	0	6	9	1	2	2	0	5	0	2	5	0	36
Pre-Human Resources Management (BS/BA)	52.1001	0	0	0	1	1	0	0	0	0	0	0	0	1	0	3
Pre-Human Services (BS)	44.0000	0	2	0	1	4	0	0	0	0	1	0	0	0	0	8
Pre-International Business (BS/BA)	52.1101	0	0	0	0	4	1	2	0	1	3	0	1	1	0	13
Pre-Management (BS/BA)	52.0201	13	2	0	4	9	1	1	2	0	5	0	0	6	1	44
Pre-Management Information Systems (BA/BS)	52.1201	0	1	0	1	4	1	0	1	0	1	0	0	0	0	9
Pre-Marketing (BS/BA)	52.1401	6	5	0	5	15	2	2	3	2	2	0	1	11	1	55
Pre-Mechanical Engineering (BS)	14.1901	0	0	0	1	6	1	0	1	1	0	0	2	1	0	13
Pre-Nuclear Medicine (BS)	51.0905	0	0	0	0	3	0	0	0	0	1	0	0	2	0	6
Pre-Nursing (BS)	51.1601	6	3	0	6	22	2	4	1	1	7	0	7	10	1	70
Pre-Nutrition (BS)	30.1901	0	0	0	0	2	0	0	2	0	0	0	0	2	0	6
Pre-Physical Education (BS)	13.1314	1	2	0	0	6	0	0	2	0	0	0	0	2	0	13
Pre-Radiography (Cert)	51.0911	0	2	0	1	6	0	0	0	1	2	0	2	3	1	18
Pre-Real Estate (BS)	52.1501	0	1	0	2	2	0	0	0	0	0	1	0	1	0	7
Pre-Recreation (BS)	31.0101	0	0	0	0	0	0	0	0	0	0	0	1	0	0	1
Pre-Secondary Education (B-ED)	13.0101	0	2	0	3	9	0	0	1	0	2	0	2	1	1	21
Pre-Social Work (BSW)	44.0701	1	0	0	1	4	0	0	0	0	1	0	0	1	0	8
Pre-Special Education (BED)	13.1001	0	1	0	1	0	0	0	1	0	0	0	0	1	0	4
Pre-Work Force (BEEd)	13.1201	1	1	0	0	0	0	0	0	0	0	0	0	0	0	2
Professional Development (PDD)	13.1299	0	0	0	1	0	0	0	0	0	0	0	0	0	0	1
Psychology (BA)	42.0101	10	4	0	11	26	7	3	7	1	4	1	6	5	2	87

INSTITUTION AND PROGRAM	C.I.P. Number	STATE OF RESIDENCE														Totals
		AK	AZ	CA	CO	HI	ID	MT	NM	ND	OR	SD	UT	WA	WY	
<b>University of Nevada, Las Vegas- cont'd</b>																
Psychology Probationary (BA)	42.0101	1	0	0	0	2	0	0	1	0	0	0	0	0	0	4
Radiography (Cert)	51.0911	0	0	0	0	0	0	0	0	0	0	0	1	0	0	1
Real Estate (BS/BA)	52.1501	0	0	0	0	2	0	0	1	0	0	0	0	0	0	3
Recreation (BS)	31.0101	0	0	0	2	2	0	0	0	0	1	0	0	1	0	6
Recreation Pro Golf (BS)	31.0101	0	0	0	3	4	1	0	2	1	3	0	1	0	4	19
Recreation Probationary (BS)	31.0101	0	1	0	0	1	0	0	0	0	1	0	0	0	0	3
Secondary Education Probationary (BS-ED)	13.0101	0	0	0	0	1	0	0	0	0	1	0	0	0	0	2
Social Work (BSW)	44.0701	1	1	0	0	1	1	0	0	0	0	0	0	0	0	4
Social Work (MSW)	44.0701	0	0	0	0	0	0	0	0	0	0	1	1	0	0	2
Social Work Probationary (BSW)	44.0701	0	0	0	0	1	0	0	0	0	0	0	0	1	0	2
Sociology (BA)	45.1101	1	1	0	2	4	0	0	1	0	2	0	1	3	0	15
Sociology Probationary (BA)	45.1101	1	0	0	1	1	0	0	0	0	1	0	0	0	0	4
Spanish (BA)	16.0905	0	0	0	1	2	0	0	0	0	0	0	0	1	0	4
Spanish-for-the-Professions (BA)	16.0905	0	0	0	1	0	0	0	0	0	0	0	1	0	0	2
Special Education (BA)	13.1001	0	0	0	0	1	0	0	0	0	0	0	0	0	0	1
Special Education (BSEd)	13.1001	0	0	0	0	1	0	0	0	0	1	0	1	0	1	4
Special Education Probationary (BSEd)	13.1001	0	0	0	0	0	0	0	0	0	1	0	0	0	0	1
Sports Injury Management (BS)	31.0503	1	1	0	0	7	0	0	0	0	0	0	1	0	0	10
Theatre Arts (BA)	50.0501	0	0	0	2	2	2	0	3	1	0	1	2	4	1	18
Theatre Design (BA)	50.0502	0	0	0	0	0	0	0	1	0	0	0	0	0	0	1
Undeclared Undu (UNDU)	24.0102	5	2	0	7	9	1	2	0	1	2	0	1	2	2	34
Undergraduate Non-Adm. (UNDG)	00.0000	0	0	0	0	0	0	0	1	0	0	0	0	1	0	2
University Studies BA (B-UNS)	24.0102	1	2	0	8	1	1	0	1	0	1	0	0	1	2	18
Women's Studies (BA)	05.0207	0	0	0	0	0	0	0	1	0	0	0	0	0	0	1
<b>SCHOOL TOTALS</b>		<b>159</b>	<b>154</b>	<b>0</b>	<b>266</b>	<b>604</b>	<b>69</b>	<b>52</b>	<b>112</b>	<b>24</b>	<b>153</b>	<b>22</b>	<b>121</b>	<b>270</b>	<b>55</b>	<b>2,061</b>
<b>University of Nevada, Reno</b>																
Accounting (BBA)	52.0301	1	0	0	0	0	0	0	0	0	0	0	0	0	0	1
Animal Science (BS)	01.0901	1	0	0	0	0	0	0	0	0	1	0	0	0	0	2
Anthropology (BA/BS)	45.0201	2	0	0	0	0	0	0	0	0	1	0	0	1	1	5
Applied Music (BM)	50.0903	0	0	0	0	0	0	0	0	0	0	0	1	0	0	1
Art (BA)	50.0701	0	0	0	0	0	2	0	0	0	2	0	1	0	0	5

INSTITUTION AND PROGRAM	C.I.P. Number	STATE OF RESIDENCE														Totals
		AK	AZ	CA	CO	HI	ID	MT	NM	ND	OR	SD	UT	WA	WY	
<b>University of Nevada, Reno- cont'd</b>																
Art (BFA)	50.0701	0	0	0	0	0	0	0	0	0	1	0	0	0	0	1
Biochemistry (BS)	26.0202	2	0	0	0	1	0	1	0	1	2	0	0	1	1	9
Biology (BA/BS)	26.0101	4	3	0	0	6	2	1	0	1	3	2	1	3	0	26
CABNR Disqualified (Pre Maj)	99.9999	0	0	0	0	1	0	0	0	0	0	0	0	0	0	1
CAS Disqualified (Pre Maj)	99.9999	1	0	0	0	0	0	0	0	0	1	0	0	0	0	2
Chemistry (BA/BS)	40.0501	1	0	0	0	0	0	0	0	0	1	1	0	0	1	4
Civil Engineering (BS)	14.1901	8	0	2	0	3	1	0	0	0	1	0	0	3	0	18
CLA Disqualified (Pre Maj)	99.9999	0	0	0	0	0	1	0	0	0	0	0	0	0	0	1
COBA Disqualified (BS)	99.9999	0	0	0	0	1	0	0	0	0	0	0	0	0	0	1
Computer Science (BSCS)	11.0701	1	0	0	0	0	0	0	0	0	1	0	1	1	0	4
Construction Sciences (BT)	15.1001	0	0	0	0	0	0	0	0	0	1	0	0	0	0	1
Criminal Justice (BA CJ)	45.0401	6	0	0	0	2	1	0	1	0	2	0	0	3	0	15
Criminal Justice (C.O.P.P.S. Option) (BA-CJ)	45.0401	1	0	0	0	0	0	0	0	0	0	0	0	0	0	1
Criminal Justice (Pre-law) (BA CJ)	45.0401	1	0	0	1	2	0	0	0	0	1	0	0	2	0	7
Early Childhood Education (BS)	19.0706	0	0	0	0	1	0	0	0	0	1	0	0	0	0	2
Economics (BS/BA)	52.0601	0	0	0	0	0	1	0	0	0	1	0	0	1	0	3
Electrical Engineering (BSEE)	14.1001	2	0	0	0	0	0	0	0	0	0	0	0	0	0	2
Elementary Ed./Special Ed. (BSEd)	13.1001	1	0	0	0	0	0	1	0	0	0	0	0	0	0	2
Elementary Education (BSEd)	13.1202	2	1	0	0	0	0	0	0	0	1	0	0	0	0	4
English (BAEd)	13.1305	0	0	0	0	2	0	0	0	0	0	0	0	0	0	2
English Language & Linguistics (BA)	23.9999	0	0	0	0	1	0	0	0	0	1	0	0	1	0	3
English Literature (BA)	23.0101	0	0	0	0	0	1	0	1	0	0	1	0	2	0	5
English Writing (BA)	23.0401	1	0	0	0	1	0	0	0	0	1	0	1	0	0	4
Environmental & Natural Resource Sci. (BS)	03.0101	0	0	0	0	0	1	0	0	0	1	0	0	0	0	2
Environmental Chemistry (BS-CH)	40.0501	1	0	0	0	0	0	0	0	0	0	0	0	0	0	1
Environmental Science (BS)	03.0102	1	0	0	0	0	0	0	0	0	1	0	0	0	0	2
Finance (BBA)	52.0801	2	0	0	0	1	1	0	0	0	0	0	0	0	0	4
Forest & Rangeland Management (BS)	03.0501	0	0	0	0	1	1	0	0	0	0	0	0	0	0	2
General Studies (BGS)	24.0102	4	0	0	0	1	0	0	0	1	2	0	1	2	0	11
Geography (BS)	45.0701	2	0	0	0	0	0	0	0	0	0	0	1	0	0	3
Geological Engineering (BS GE)	14.1501	0	0	0	0	0	0	0	0	0	0	0	0	1	0	1
Geology (BS-GL)	40.0601	1	0	0	0	0	0	1	0	0	1	0	0	0	0	3
HCS Disqualified (Pre Maj)	99.9999	0	0	0	0	0	0	0	0	0	0	0	0	1	0	1

INSTITUTION AND PROGRAM	C.I.P. Number	STATE OF RESIDENCE														Totals
		AK	AZ	CA	CO	HI	ID	MT	NM	ND	OR	SD	UT	WA	WY	
<b>University of Nevada, Reno- cont'd</b>																
Health Ecology (BS)	51.9999	4	1	0	3	4	1	0	0	0	4	0	0	5	0	22
History (BA/BS)	54.0101	2	0	0	0	0	0	0	0	0	2	0	0	0	0	4
Human Development/Family Studies (BS)	19.0701	2	0	0	0	0	1	0	0	0	1	0	1	2	0	7
Information Systems (BS)	11.0401	1	0	0	0	0	0	0	1	0	0	0	0	0	0	2
Interior Design (BS)	19.0699	0	0	0	3	0	0	0	0	0	1	0	0	0	0	4
International Affairs (BA)	45.0901	1	0	0	1	0	1	0	0	0	0	0	0	0	0	3
International Business (BS/BA)	52.1101	1	0	0	1	0	0	0	0	0	0	0	0	0	0	2
Journalism (BA)	09.0401	1	0	0	1	1	0	0	0	0	2	0	0	0	0	5
Management (BS/BA)	52.0101	6	1	0	0	2	0	0	0	0	3	0	1	1	0	14
Marketing (BA)	52.1401	2	0	0	1	0	0	1	1	1	1	0	0	2	0	9
Materials Science Engineering (BS MAT)	14.2001	0	0	0	0	1	0	0	0	0	0	0	0	0	0	1
Math (BS)	27.0101	1	0	0	0	1	0	0	0	0	0	0	0	0	0	2
Mechanical Engineering (BS ME)	14.1901	6	1	0	1	3	2	0	1	0	2	0	2	2	0	20
Mining Engineering (BS MN)	14.2101	0	0	12	0	0	0	0	0	0	0	0	0	0	0	12
Music (BA)	50.0901	0	0	0	0	1	0	0	0	0	1	0	0	0	0	2
Music Education (BME)	13.1312	2	0	0	0	0	1	0	0	0	1	0	0	0	0	4
Non-degree (N/A)	99.9999	1	0	0	0	0	0	0	0	0	0	0	0	0	0	1
Nursing (BS NU)	51.1601	2	0	0	0	0	2	0	0	0	2	0	0	0	0	6
Nutrition (Dietetics) (BS)	19.0501	3	0	0	0	0	3	0	0	0	0	0	0	0	0	6
Nutrition (Nutritional Science) (BS)	19.0501	3	1	0	0	1	1	1	0	0	0	0	0	0	0	7
Philosophy (BS)	38.0101	0	0	0	0	0	0	0	0	0	1	0	0	0	0	1
Physics (BS)	40.0801	1	0	0	0	1	0	0	0	0	0	0	0	0	0	2
Political Science (BA)	45.1001	1	0	0	0	1	1	1	0	0	2	0	0	0	0	6
Political Science, Sec. Ed (BA)	13.1317	0	0	0	0	1	0	0	0	0	0	0	0	0	0	1
Pre-Business Administration (Pre Maj)	52.9999	15	3	0	2	4	5	1	3	0	3	1	0	6	0	43
Pre-Education (BA)	13.0101	13	2	0	1	6	1	3	1	0	5	0	0	2	0	34
Pre-Journalism (Pre Maj)	09.0401	9	1	2	0	3	0	0	1	1	2	0	0	2	0	21
Pre-Major Arts & Science (Pre Maj)	99.9999	38	5	0	6	10	11	0	0	0	11	2	2	9	0	94
Pre-Major Social Work (Pre Maj)	44.0701	0	0	0	0	0	0	0	1	0	0	0	1	0	0	2
Pre-Major Undeclared Transfer (Pre Maj)	99.9999	8	0	0	0	3	3	2	0	0	5	0	1	1	1	24
Pre-Nursing (BS NU)	51.1601	10	1	0	0	2	3	0	1	0	1	0	2	3	1	24
Pre-Speech Communications (Pre Maj)	09.0101	0	0	0	0	2	0	0	0	0	0	0	0	0	1	3
Psychology (BA/BSE)	42.0101	9	0	0	0	2	1	3	1	0	3	4	1	3	0	27

INSTITUTION AND PROGRAM	C.I.P. Number	STATE OF RESIDENCE															Totals
		AK	AZ	CA	CO	HI	ID	MT	NM	ND	OR	SD	UT	WA	WY		
<b>University of Nevada, Reno- cont'd</b>																	
Social Studies (BA ED)	13.1318	1	0	0	0	0	0	0	0	0	0	0	0	0	0	1	
Sociology (BA)	45.1101	0	0	0	0	1	1	0	0	0	0	0	0	0	0	2	
Spanish (BA Ed)	13.1306	1	0	0	2	1	2	0	0	0	0	0	0	1	0	7	
Special Education (BS Ed)	13.1001	1	0	0	0	0	0	0	0	0	0	0	0	0	0	1	
Speech Communications (BA)	09.0101	2	1	0	1	0	0	0	0	0	0	0	0	0	0	4	
Speech Pathology (BS)	51.0203	1	0	0	0	0	0	0	0	0	1	0	0	0	0	2	
Supply Chain Management (BS/BA)	52.0203	1	0	0	0	0	0	0	1	0	0	0	0	2	0	4	
Theater (BA)	50.0501	0	0	0	0	0	0	0	0	0	1	0	0	0	0	1	
Undeclared Engineering (Pre Maj)	14.9999	2	0	0	0	0	1	0	0	0	3	0	0	0	0	6	
University Studies Abroad (N/A)	99.9999	0	0	0	0	0	1	0	0	0	0	0	0	0	0	1	
Veterinary Science (BS Vet)	51.1104	1	0	0	0	0	0	0	0	0	4	0	0	1	0	6	
Women's Studies (BA)	05.0207	1	0	0	0	0	0	0	0	0	0	0	0	0	0	1	
<b>SCHOOL TOTALS</b>		<b>199</b>	<b>21</b>	<b>16</b>	<b>24</b>	<b>75</b>	<b>54</b>	<b>16</b>	<b>14</b>	<b>5</b>	<b>90</b>	<b>11</b>	<b>18</b>	<b>64</b>	<b>6</b>	<b>613</b>	
<b>NEVADA FOUR-YEAR INSTITUTIONS TOTALS</b>		<b>358</b>	<b>175</b>	<b>16</b>	<b>292</b>	<b>681</b>	<b>124</b>	<b>68</b>	<b>127</b>	<b>29</b>	<b>248</b>	<b>33</b>	<b>141</b>	<b>339</b>	<b>61</b>	<b>2,692</b>	
<b>NEVADA TOTALS</b>		<b>408</b>	<b>189</b>	<b>18</b>	<b>299</b>	<b>688</b>	<b>129</b>	<b>75</b>	<b>133</b>	<b>29</b>	<b>257</b>	<b>34</b>	<b>145</b>	<b>341</b>	<b>61</b>	<b>2,806</b>	

## NEW MEXICO

INSTITUTION AND PROGRAM	C.I.P. Number	STATE OF RESIDENCE														Totals	
		AK	AZ	CA	CO	HI	ID	MT	NV	ND	OR	SD	UT	WA	WY		
<b>NEW MEXICO TWO-YEAR INSTITUTIONS (2)</b>																	
<b>Eastern New Mexico University</b>																	
Non-degree (N/A)	99.9999	0	0	0	1	0	0	0	0	0	0	0	0	0	0	0	1
<b>SCHOOL TOTALS</b>		<b>0</b>	<b>0</b>	<b>0</b>	<b>1</b>	<b>0</b>	<b>0</b>	<b>0</b>	<b>0</b>	<b>0</b>	<b>0</b>	<b>0</b>	<b>0</b>	<b>0</b>	<b>0</b>	<b>0</b>	<b>1</b>
<b>Northern New Mexico Community College</b>																	
Non-degree/Undecided (N/A)	00.0000	0	1	1	0	0	0	0	0	0	0	0	0	0	0	0	2
<b>SCHOOL TOTALS</b>		<b>0</b>	<b>1</b>	<b>1</b>	<b>0</b>	<b>0</b>	<b>0</b>	<b>0</b>	<b>0</b>	<b>0</b>	<b>0</b>	<b>0</b>	<b>0</b>	<b>0</b>	<b>0</b>	<b>0</b>	<b>2</b>
<b>NEW MEXICO TWO-YEAR INSTITUTIONS TOTALS</b>		<b>0</b>	<b>1</b>	<b>1</b>	<b>1</b>	<b>0</b>	<b>0</b>	<b>0</b>	<b>0</b>	<b>0</b>	<b>0</b>	<b>0</b>	<b>0</b>	<b>0</b>	<b>0</b>	<b>0</b>	<b>3</b>
<b>NEW MEXICO FOUR-YEAR INSTITUTIONS (3)</b>																	
<b>New Mexico Highlands University</b>																	
Accounting (BBA)	52.0301	0	0	1	0	0	0	0	0	0	0	0	0	0	0	0	1
Art (BA)	50.0701	0	0	0	0	1	0	0	0	0	0	0	0	0	0	0	1
Biology (BS)	26.0101	0	1	0	0	0	1	0	0	0	0	1	0	0	0	0	3
Criminal Justice (BA)	43.0104	0	0	3	0	0	0	0	0	0	0	0	0	0	0	0	3
Elementary Education (BA)	13.1202	0	0	1	1	0	0	0	0	0	0	0	0	0	0	0	2
Finance, General (BA)	52.0801	0	1	1	0	0	0	0	0	0	0	0	0	0	0	0	2
Forestry (BS)	03.0501	0	1	0	0	0	0	0	0	0	0	0	0	0	0	0	1
Health Education (BA)	13.1307	0	1	1	0	1	0	0	0	0	0	0	0	0	0	0	3
History (BA)	45.0801	0	0	1	0	0	0	0	0	0	0	0	0	0	0	0	1
Human Performance & Sport (BA)	13.1314	0	7	17	0	0	0	0	0	0	0	0	0	0	0	0	24
Management (BS)	52.0201	1	5	3	0	0	0	0	1	0	0	0	2	0	0	0	12
Marketing (BS)	52.1401	0	0	3	0	0	0	0	1	0	0	0	0	2	0	0	6
Mass Communication (BA)	09.0101	1	1	2	0	0	0	0	0	0	0	0	0	1	0	0	5
Mgmt. Information Systems & Business Data (BA)	52.1201	0	1	0	0	0	0	0	0	0	0	0	0	0	0	0	1
Music (BA)	50.0901	0	0	1	0	0	1	0	0	0	0	0	0	0	0	0	2
Natural Resources Mgmt. and Policy (BA)	03.0201	1	0	0	0	0	0	0	0	0	0	0	0	0	0	0	1

INSTITUTION AND PROGRAM	C.I.P. Number	STATE OF RESIDENCE														Totals
		AK	AZ	CA	CO	HI	ID	MT	NV	ND	OR	SD	UT	WA	WY	
<b>New Mexico Highlands University- cont'd</b>																
Parks, Recreation & Leisure Services (BA)	31.0301	0	0	1	0	0	0	0	0	0	0	0	0	0	0	1
Psychology (BA/BS)	42.0101	0	0	0	0	0	0	0	2	0	0	0	0	1	0	3
Social Sciences and History, Other (BA)	45.9999	0	1	3	0	0	1	0	1	0	0	0	1	0	0	7
Social Work (BSW)	51.1503	0	0	1	0	0	0	0	0	0	1	0	1	0	0	3
Spanish (BSEd)	16.0905	0	0	1	0	0	0	0	0	0	0	0	0	0	0	1
Undecided (N/A)	00.0000	0	3	9	1	1	0	0	0	0	0	0	0	1	0	15
<b>SCHOOL TOTALS</b>		<b>3</b>	<b>22</b>	<b>49</b>	<b>2</b>	<b>3</b>	<b>3</b>	<b>0</b>	<b>5</b>	<b>0</b>	<b>1</b>	<b>1</b>	<b>4</b>	<b>5</b>	<b>0</b>	<b>98</b>
<b>New Mexico Institute of Mining and Technology</b>																
Chemical Engineering (BS)	14.0701	0	0	0	0	0	0	0	0	0	0	0	0	1	0	1
Computer Science (BA)	11.0701	0	1	0	0	0	0	0	0	0	0	0	0	1	0	2
Earth Science (BS)	40.0699	0	0	0	0	0	0	0	0	0	0	0	0	1	0	1
Electrical Engineering (BS)	14.1001	0	2	0	0	0	0	0	0	0	0	0	0	0	0	2
Environmental Engineering (BS)	14.1401	1	1	0	0	0	0	0	0	0	0	0	0	0	0	2
Environmental Science (BS)	26.0603	0	0	1	0	0	0	0	0	0	0	0	0	0	0	1
Information Technology (BS)	52.1201	1	0	0	0	0	0	0	0	0	0	0	0	0	0	1
Materials Science and Engineering (BS)	14.1901	0	0	1	0	0	0	0	0	0	0	0	0	0	0	1
Math (BA/BS)	27.0101	1	0	0	0	0	0	0	0	0	0	0	0	0	1	2
Mining Engineering (BS)	14.2101	1	0	0	0	0	0	0	0	0	0	0	0	0	0	1
<b>SCHOOL TOTALS</b>		<b>4</b>	<b>4</b>	<b>2</b>	<b>0</b>	<b>0</b>	<b>0</b>	<b>0</b>	<b>0</b>	<b>0</b>	<b>0</b>	<b>0</b>	<b>0</b>	<b>3</b>	<b>1</b>	<b>14</b>
<b>New Mexico State University</b>																
Agribusiness (BS)	01.0102	0	0	0	0	0	1	0	1	0	2	0	0	0	2	6
Agricultural Extension Education (BSAG)	13.1301	0	3	1	0	0	0	0	0	0	0	0	0	0	0	4
Animal Science (BS)	01.0901	0	0	1	0	0	0	0	0	0	0	0	0	1	0	2
Biology (BS)	26.0101	0	0	0	0	0	0	1	0	0	0	0	0	0	0	1
Business Administration (BA)	52.1401	0	0	1	0	0	0	0	0	0	0	0	0	0	0	1
Chemical Engineering (BS)	14.0701	1	0	0	0	0	0	0	0	0	0	0	0	0	0	1
Civil Engineering (BSCE)	14.0801	0	0	0	0	0	0	0	0	0	0	0	1	0	0	1
Clothing/Apparel & Textile Studies (BS)	19.0901	0	0	0	0	0	1	0	0	0	0	0	0	0	0	1
Communication Studies & Theatre (BA)	23.1001	0	0	0	0	0	0	1	0	0	0	0	0	0	0	1

INSTITUTION AND PROGRAM	C.I.P. Number	STATE OF RESIDENCE														Totals
		AK	AZ	CA	CO	HI	ID	MT	NV	ND	OR	SD	UT	WA	WY	
<b>New Mexico State University- cont'd</b>																
Crime & Justice (BA/BS)	43.0104	0	0	0	0	0	0	0	0	0	0	0	0	0	1	1
Foreign Languages (BA)	16.0101	0	0	0	0	0	0	0	0	0	0	0	1	0	0	1
History (BA/BS)	54.0101	0	1	0	0	0	0	0	0	0	0	0	0	0	0	1
Psychology (BA)	42.0101	0	0	0	0	0	0	0	0	0	1	0	0	0	0	1
Surveying & Mapping (BS)	15.1102	0	1	0	0	0	0	0	0	0	0	0	0	0	0	1
<b>SCHOOL TOTALS</b>		<b>1</b>	<b>5</b>	<b>3</b>	<b>0</b>	<b>0</b>	<b>2</b>	<b>2</b>	<b>1</b>	<b>0</b>	<b>3</b>	<b>0</b>	<b>2</b>	<b>1</b>	<b>3</b>	<b>23</b>
<b>The University of New Mexico</b>																
Accounting/Business Administration (BBA)	52.0201	0	0	2	0	0	0	0	0	0	0	0	0	0	0	2
Arts and Sciences (BAS)	24.0101	0	0	0	3	0	0	0	0	0	0	0	0	0	0	3
Engineering- Undetermined (BS)	14.0101	0	0	0	0	1	0	0	0	0	0	1	0	0	0	2
<b>SCHOOL TOTALS</b>		<b>0</b>	<b>0</b>	<b>2</b>	<b>3</b>	<b>1</b>	<b>0</b>	<b>0</b>	<b>0</b>	<b>0</b>	<b>0</b>	<b>1</b>	<b>0</b>	<b>0</b>	<b>0</b>	<b>7</b>
<b>NEW MEXICO FOUR-YEAR INSTITUTIONS TOTALS</b>		<b>8</b>	<b>31</b>	<b>56</b>	<b>5</b>	<b>4</b>	<b>5</b>	<b>2</b>	<b>6</b>	<b>0</b>	<b>4</b>	<b>2</b>	<b>6</b>	<b>9</b>	<b>4</b>	<b>142</b>
<b>NEW MEXICO TOTALS</b>		<b>8</b>	<b>32</b>	<b>57</b>	<b>6</b>	<b>4</b>	<b>5</b>	<b>2</b>	<b>6</b>	<b>0</b>	<b>4</b>	<b>2</b>	<b>6</b>	<b>9</b>	<b>4</b>	<b>145</b>



# NORTH DAKOTA

INSTITUTION AND PROGRAM	C.I.P. Number	STATE OF RESIDENCE														Totals
		AK	AZ	CA	CO	HI	ID	MT	NV	NM	OR	SD	UT	WA	WY	
<b>NORTH DAKOTA TWO-YEAR INSTITUTIONS (5)</b>																
<b>Bismarck State College</b>																
Electric Power Technology (AAS/Cert )	15.0303	0	8	8	8	0	0	0	2	2	4	0	2	5	1	40
Electrical Transmission Sys. Tech. (AAS/Cert)	15.0303	0	0	2	0	0	0	0	0	0	0	0	0	0	0	2
Human Services (AAS)	44.0000	0	1	0	0	0	0	0	0	0	0	0	0	0	0	1
Liberal Arts & Sciences (AA/AS)	24.0101	0	1	0	2	0	0	0	0	0	0	0	1	0	1	5
Management (AAS )	52.0101	0	0	0	0	0	1	0	0	0	0	0	0	0	0	1
Nuclear Power Technology (AAS/Cert)	15.1401	0	0	0	0	0	0	0	0	0	0	0	0	18	0	18
Power Plant Technology (AAS/Dipl/Cert)	15.0699	1	1	1	6	0	0	0	1	0	0	0	2	2	5	19
Process Plant Technology (AAS/Dipl/Cert)	15.0603	0	1	0	0	0	0	0	0	0	0	0	0	0	1	2
<b>SCHOOL TOTALS</b>		<b>1</b>	<b>12</b>	<b>11</b>	<b>16</b>	<b>0</b>	<b>1</b>	<b>0</b>	<b>3</b>	<b>2</b>	<b>4</b>	<b>0</b>	<b>5</b>	<b>25</b>	<b>8</b>	<b>88</b>
<b>Lake Region State College</b>																
Liberal Arts/Science (AA)	24.0199	0	0	0	0	0	0	0	0	0	0	0	0	1	0	1
No Declared Program (N/A)	00.0000	0	1	2	0	0	1	0	1	0	2	0	0	0	0	7
<b>SCHOOL TOTALS</b>		<b>0</b>	<b>1</b>	<b>2</b>	<b>0</b>	<b>0</b>	<b>1</b>	<b>0</b>	<b>1</b>	<b>0</b>	<b>2</b>	<b>0</b>	<b>0</b>	<b>1</b>	<b>0</b>	<b>8</b>
<b>Minot State University-Bottineau Campus</b>																
Advertising & Marketing (Associate)	52.1401	0	0	0	0	0	1	0	0	0	0	0	0	1	0	2
Liberal Arts & Sciences (AS)	24.0101	1	1	1	1	0	0	0	0	0	0	0	0	2	0	6
<b>SCHOOL TOTALS</b>		<b>1</b>	<b>1</b>	<b>1</b>	<b>1</b>	<b>0</b>	<b>1</b>	<b>0</b>	<b>0</b>	<b>0</b>	<b>0</b>	<b>0</b>	<b>0</b>	<b>3</b>	<b>0</b>	<b>8</b>
<b>North Dakota State College of Science</b>																
Architectural Drafting/Estimating Technology (AAS)	15.0101	0	0	0	0	0	1	0	0	0	0	0	0	0	0	1
Auto. Collision Repair/Refinish (AAS/Cert)	47.0603	0	0	0	1	0	0	0	0	0	0	0	0	0	0	1
Culinary Arts (AAS)	12.0503	0	0	0	0	0	0	0	0	0	0	0	0	0	1	1
Diesel Technology (AAS)	47.0605	0	0	0	0	0	0	0	0	0	0	0	0	0	1	1
Health Information Technician (AAS)	51.0707	0	0	0	1	0	0	0	0	0	0	0	1	0	0	2
Liberal Arts/Science (AA)	24.0199	0	0	0	1	0	1	0	1	0	0	0	0	0	0	3

INSTITUTION AND PROGRAM	C.I.P. Number	STATE OF RESIDENCE														Totals
		AK	AZ	CA	CO	HI	ID	MT	NV	NM	OR	SD	UT	WA	WY	
<b>North Dakota State College of Science-cont'd</b>																
Occupational Therapy Assistant (AAS)	51.0803	0	0	1	0	0	0	0	0	0	0	0	0	0	0	1
Plumbing	46.0503	0	0	0	0	0	0	0	0	0	0	0	0	0	1	1
Practical Nurse (AAS)	51.1613	0	0	0	1	0	0	0	0	0	0	0	0	0	0	1
<b>SCHOOL TOTALS</b>		<b>0</b>	<b>0</b>	<b>1</b>	<b>4</b>	<b>0</b>	<b>2</b>	<b>0</b>	<b>1</b>	<b>0</b>	<b>0</b>	<b>0</b>	<b>1</b>	<b>0</b>	<b>3</b>	<b>12</b>
<b>Williston State College</b>																
Accounting (AAS)	52.0302	0	0	0	0	0	1	0	0	0	0	0	0	0	0	1
Automotive Technician (AAS)	47.0604	0	0	0	0	0	0	0	0	0	0	0	0	1	0	1
Liberal Arts/Transfer (AA/AS)	24.0101	0	0	2	2	0	0	0	0	0	0	0	0	0	0	4
<b>SCHOOL TOTALS</b>		<b>0</b>	<b>0</b>	<b>2</b>	<b>2</b>	<b>0</b>	<b>1</b>	<b>0</b>	<b>0</b>	<b>0</b>	<b>0</b>	<b>0</b>	<b>0</b>	<b>1</b>	<b>0</b>	<b>6</b>
<b>NORTH DAKOTA TWO-YEAR INSTITUTIONS TOTALS</b>		<b>2</b>	<b>14</b>	<b>17</b>	<b>23</b>	<b>0</b>	<b>6</b>	<b>0</b>	<b>5</b>	<b>2</b>	<b>6</b>	<b>0</b>	<b>6</b>	<b>30</b>	<b>11</b>	<b>122</b>
<b>NORTH DAKOTA FOUR-YEAR INSTITUTIONS (6)</b>																
<b>Dickinson State University</b>																
Accounting (BS/BA)	52.0301	0	0	1	1	0	0	0	0	0	1	0	0	0	1	4
Agribusiness (TC)	01.0101	0	0	0	0	0	0	0	0	0	0	0	1	0	0	1
Agricultural Studies (BS)	02.0101	0	0	0	0	0	0	0	0	0	0	0	1	0	0	1
Art (BA)	50.0701	0	1	0	0	0	0	0	0	0	0	0	0	1	1	3
Biological Science Education (BA/BS)	13.1322	0	0	0	0	0	0	0	0	0	0	0	0	0	1	1
Biology (BA/BS)	26.0101	0	0	0	0	0	1	0	2	0	0	0	0	0	9	12
Business Administration (BBA)	52.0201	0	0	2	0	0	2	0	1	0	0	0	1	2	8	16
Business Education (BS)	13.1303	0	0	0	0	0	0	0	0	0	0	0	0	0	1	1
Computer Science (BA)	11.0701	0	0	0	0	0	0	0	1	0	0	0	0	1	2	4
Elementary Education (BSEd)	13.1202	0	1	2	0	0	0	0	0	0	0	0	0	1	4	8
English (BA/BS)	23.0101	0	0	1	0	0	0	0	0	0	0	0	0	0	0	1
English Teaching Certificate Option (BA)	13.1305	0	0	0	0	0	0	0	0	0	0	0	0	0	3	3
Environmental Health (BS)	51.2202	0	0	0	0	0	1	0	0	0	0	0	0	0	0	1
History (BS)	45.0801	0	0	1	0	0	0	0	1	0	0	0	0	0	1	3
Liberal Studies (AA/AGS)	24.0101	0	0	12	1	0	1	0	3	0	0	0	1	7	13	38

INSTITUTION AND PROGRAM	C.I.P. Number	STATE OF RESIDENCE														Totals
		AK	AZ	CA	CO	HI	ID	MT	NV	NM	OR	SD	UT	WA	WY	
<b>Dickinson State University- cont'd</b>																
Mathematics Education (BSEd)	13.1312	0	0	0	0	0	0	0	0	0	0	0	0	0	3	3
Music (Ed./Vocal/Instrumental) (BA/BS)	13.1312	0	0	1	0	0	0	0	0	0	0	0	0	0	0	1
Office Technology (AA/BAT)	52.0401	0	0	0	0	0	0	0	1	0	0	0	0	0	0	1
Physical Education & Health K-12 (BS-SE)	13.1314	0	0	2	0	0	0	0	2	0	0	0	0	2	7	13
Political Science (BA)	45.1001	1	0	2	0	0	0	0	1	0	0	0	0	1	0	5
Practical Nurse (AAS)	51.1613	0	0	1	0	0	0	0	0	0	0	0	0	0	2	3
Psychology (BA/BSE)	42.0101	0	0	3	0	0	0	0	0	0	0	0	0	1	1	5
Social Science (BA/BS)	45.0101	0	0	1	0	0	0	0	0	0	0	0	0	0	1	2
Writing (BS)	23.0501	0	0	0	1	0	0	0	0	0	0	0	0	0	1	2
<b>SCHOOL TOTALS</b>		<b>1</b>	<b>2</b>	<b>29</b>	<b>3</b>	<b>0</b>	<b>5</b>	<b>0</b>	<b>12</b>	<b>0</b>	<b>1</b>	<b>0</b>	<b>4</b>	<b>16</b>	<b>59</b>	<b>132</b>
<b>Mayville State University</b>																
Business Administration (BS)	52.0201	2	1	5	0	0	1	0	0	0	1	0	3	0	0	13
Business, General (AA)	52.0101	0	0	2	0	0	0	0	0	0	1	0	0	0	0	3
Elementary Education (BSEd)	13.1202	0	1	0	2	0	1	0	1	0	1	0	0	1	1	8
English (BSEd)	13.1305	0	0	1	0	0	0	0	0	0	0	0	0	0	0	1
General Studies (BGS)	24.0102	0	1	0	0	0	0	0	0	0	1	0	0	0	0	2
Mathematics Education (BSEd)	13.1311	0	1	0	0	0	0	0	0	0	0	0	0	0	0	1
Physical Education (BS Ed)	13.1314	0	1	5	0	0	0	0	1	0	0	0	0	0	0	7
Physical Education (BS)	31.0501	1	0	2	0	0	2	0	0	0	0	0	0	0	0	5
Secretarial Science (AA)	52.0401	0	0	0	0	0	1	0	0	0	0	0	0	0	0	1
Social Science (BA/BS)	45.0101	2	0	1	0	0	0	0	0	0	0	0	0	0	0	3
Social Science Education (BSED)	13.1317	0	1	2	0	0	0	0	0	0	0	0	0	0	0	3
Undecided (N/A)	00.0000	0	1	6	0	0	3	0	1	0	2	0	3	0	0	16
<b>SCHOOL TOTALS</b>		<b>5</b>	<b>7</b>	<b>24</b>	<b>2</b>	<b>0</b>	<b>8</b>	<b>0</b>	<b>3</b>	<b>0</b>	<b>6</b>	<b>0</b>	<b>6</b>	<b>1</b>	<b>1</b>	<b>63</b>
<b>Minot State University</b>																
Accounting (BS)	52.0301	0	1	0	0	0	0	0	0	0	0	0	0	2	0	3
Art (BA)	50.0101	0	0	2	0	0	0	0	0	0	0	0	0	0	0	2
Biology (BA)	26.0101	0	1	0	0	0	0	0	0	0	0	0	0	0	0	1
Broadcasting (BA)	09.0701	0	0	2	0	0	0	0	0	0	0	0	0	0	0	2

INSTITUTION AND PROGRAM	C.I.P. Number	STATE OF RESIDENCE														Totals
		AK	AZ	CA	CO	HI	ID	MT	NV	NM	OR	SD	UT	WA	WY	
<b>Minot State University-cont'd</b>																
Communication Arts (BA)	09.0501	0	2	0	0	0	0	0	0	0	0	0	0	0	0	2
Communication Disorders (BS)	51.0201	0	0	0	0	0	0	0	0	0	0	0	0	0	1	1
Corporate Fitness (BS)	31.0504	0	0	1	0	0	0	0	0	0	1	0	0	1	0	3
Criminal Justice (BS)	43.0101	1	0	2	2	0	0	0	2	0	0	0	0	4	0	11
Elementary Education (BSE)	13.1202	0	0	3	1	0	0	0	1	0	0	0	0	2	1	8
English (BSEd)	13.1305	0	0	0	0	0	1	0	0	0	0	0	0	0	0	1
Foreign Language/Spanish (BA/BSE)	16.0905	0	0	0	0	0	0	0	0	0	1	0	0	1	0	2
General College (BGS)	24.0101	0	0	2	1	0	2	0	0	0	0	0	0	1	1	7
History (BA)	45.0801	1	0	0	0	0	0	0	0	0	0	0	0	1	0	2
History Education (BSEd)	13.1328	0	0	0	0	0	1	0	0	0	0	0	0	1	0	2
International Business (BS)	52.1101	0	0	0	0	0	0	0	1	0	0	0	0	0	0	1
Management (BS/MS)	52.0201	0	0	3	4	0	0	0	0	0	1	0	0	4	2	14
Management Information Systems (BS)	52.1201	0	0	0	0	0	0	0	1	0	0	0	0	0	1	2
Marketing (BS)	52.1401	0	2	0	1	0	0	0	0	0	0	0	0	0	0	3
Mathematics Education (BSEd)	13.1311	0	0	0	0	0	1	0	0	0	0	0	0	0	0	1
Physical Education (BSE)	13.1314	0	0	0	0	0	1	0	1	0	0	0	0	1	0	3
Physical Science (BS)	40.0101	0	0	1	0	0	0	0	0	0	0	0	0	0	0	1
Physics Education (BSE)	13.1329	0	0	1	0	0	0	0	0	0	0	0	0	0	0	1
Pre-Engineering (N/A)	14.0101	0	0	0	0	0	0	0	0	0	0	0	0	1	0	1
Pre-Nursing (N/A)	51.1699	0	2	1	1	0	1	0	0	1	0	0	0	0	0	6
Psychology (BA/BSE)	42.0101	0	0	1	0	0	0	0	0	0	0	0	0	1	0	2
Radiologic Technology (BS)	51.0907	0	1	1	0	0	1	0	0	0	0	0	0	0	0	3
Social Science (BS)	45.0101	0	0	1	0	0	0	0	0	0	0	0	0	0	0	1
Social Science Education (BSED)	13.1317	0	0	0	0	0	0	0	0	0	0	0	0	0	1	1
Sociology (BA)	45.1101	0	0	0	0	0	0	0	0	0	0	0	0	1	0	1
<b>SCHOOL TOTALS</b>		<b>2</b>	<b>9</b>	<b>21</b>	<b>10</b>	<b>0</b>	<b>8</b>	<b>0</b>	<b>6</b>	<b>1</b>	<b>3</b>	<b>0</b>	<b>0</b>	<b>21</b>	<b>7</b>	<b>88</b>
<b>North Dakota State University</b>																
Accounting (BS/BA)	52.0301	0	0	0	0	0	0	0	0	0	0	1	0	0	0	1
Acctg. & Related Services, Other (B Acc)	52.0399	0	0	0	0	0	0	1	0	0	0	2	0	0	0	3
Agribusiness (BS)	01.0102	0	0	0	0	0	0	0	0	0	0	3	0	0	0	3
Agricultural Economics (BS)	01.0103	0	0	0	0	0	0	1	0	0	0	0	0	0	0	1

INSTITUTION AND PROGRAM	C.I.P. Number	STATE OF RESIDENCE														Totals
		AK	AZ	CA	CO	HI	ID	MT	NV	NM	OR	SD	UT	WA	WY	
<b>North Dakota State University- cont'd</b>																
Agricultural Systems Management (BS ASM)	01.0201	0	0	0	0	0	0	3	0	0	0	0	0	0	0	3
Agricultural/Biosystems Engineering (BS)	14.0301	0	0	0	0	0	0	1	0	0	0	0	0	0	0	1
Agriculture (BS)	01.0000	0	0	0	0	0	0	0	0	0	0	2	0	0	0	2
Animal Science (BS)	01.0901	0	0	2	0	0	0	1	0	0	1	1	0	0	1	6
Anthropology (BA/BS)	45.0201	0	0	0	0	0	0	0	0	0	0	1	0	0	0	1
Apparel & Textiles (BA/BS)	19.0901	0	0	0	0	0	0	2	0	0	0	1	0	0	0	3
Architecture (BS Arch)	04.0201	0	0	1	0	0	0	0	0	0	0	11	0	0	0	12
Art (AA)	50.0701	0	0	0	1	0	0	1	0	0	0	1	0	0	1	4
Biochemistry & Molecular Biology (BA/BS)	26.0210	0	0	0	0	0	0	0	0	0	0	1	0	0	0	1
Biological Science Education (BA/BS)	13.1322	0	0	0	0	0	0	0	0	0	0	1	0	0	0	1
Biological Sciences (BA/BS)	26.0101	0	0	0	0	0	0	0	0	0	0	5	0	0	0	5
Biotechnology (BS)	26.1201	1	0	0	0	0	0	0	0	0	0	1	0	0	0	2
Business Administration (BBA)	52.0201	0	0	0	0	0	0	0	0	0	0	9	0	0	0	9
Chemistry (BA/BS)	40.0501	0	0	0	0	0	0	0	0	0	0	1	0	0	0	1
Child Development & Family Science (BA/BS)	19.0701	0	0	0	0	0	0	1	0	0	0	4	0	0	0	5
Civil Engineering (BSCE)	14.0801	1	0	0	1	0	0	2	0	0	0	9	0	0	0	13
Clinical Laboratory Science (BS)	51.1005	0	0	0	0	0	0	2	0	0	0	0	0	0	0	2
Computer Engineering (BS)	14.0901	0	0	0	0	0	0	2	0	0	0	1	0	0	0	3
Computer Science (BA)	11.0701	0	0	0	0	0	0	1	0	0	0	3	0	0	0	4
Construction Engineering (BS)	14.3301	0	0	0	0	0	0	0	0	0	0	4	0	0	0	4
Construction Management (BS)	52.2001	0	0	0	0	0	0	0	0	0	0	6	0	0	0	6
Criminal Justice Studies (BS)	43.0104	0	1	0	0	0	0	0	0	0	0	8	0	0	0	9
Crop and Weed Sciences (BS)	01.0304	0	0	0	0	0	0	1	0	0	0	2	0	0	0	3
Economics (BA/BS)	45.0601	0	0	0	0	0	0	0	0	0	0	1	0	0	0	1
Electrical Engineering (BSEE)	14.1001	0	0	0	1	0	0	1	0	0	0	11	0	0	0	13
English (AA/BA)	23.0101	0	0	0	0	0	0	1	0	0	0	1	0	0	0	2
English Education (BA/BS)	13.1305	0	0	1	0	0	0	1	0	0	0	0	0	0	0	2
Equestrian/Equine Science (BS)	01.0507	0	0	0	1	0	0	0	0	0	0	0	0	0	0	1
Food and Nutrition (BA/BS)	51.3101	0	0	0	0	0	0	0	0	0	1	5	0	0	0	6
Food Safety (BS)	19.0502	0	0	1	0	0	0	0	0	0	0	0	0	0	0	1
Food Science (BS)	01.1001	0	0	0	0	0	0	0	0	0	0	0	0	1	0	1
General Architecture (BArch)	14.9999	0	1	2	2	1	0	0	0	0	0	22	0	0	0	28
General Engineering (BS)	14.0101	0	0	0	0	0	0	0	0	0	0	6	0	0	0	6

INSTITUTION AND PROGRAM	C.I.P. Number	STATE OF RESIDENCE														Totals	
		AK	AZ	CA	CO	HI	ID	MT	NV	NM	OR	SD	UT	WA	WY		
<b>North Dakota State University- cont'd</b>																	
Health Teacher Education (BS)	13.1307	0	0	0	0	0	0	0	0	0	0	1	0	0	0	1	
History (BA/BS)	54.0101	0	0	0	0	0	0	0	0	0	0	3	0	0	1	4	
History Education (BSEd)	13.1328	1	0	0	0	0	0	0	0	0	0	1	0	0	0	2	
Horticulture (BS)	01.1103	0	0	0	0	0	0	0	0	0	0	3	0	0	0	3	
Hospitality Restaurant Management (BA)	52.0901	0	0	0	1	0	0	1	0	0	0	2	0	1	0	5	
Human Performance/Fitness (BA/BS)	31.0504	0	0	1	0	0	0	0	0	0	0	3	0	0	0	4	
Industrial Engineering & Management (BS)	14.3501	0	0	0	0	0	0	0	0	0	0	2	0	0	0	2	
Interior Design (AAS)	50.0408	0	0	0	0	0	0	5	0	0	0	7	0	0	0	12	
Landscape Architecture (BLA)	04.0601	0	0	0	0	0	0	2	0	0	0	6	0	0	0	8	
Management Information Systems (BS)	52.1201	0	0	0	0	0	0	0	0	0	0	1	0	0	0	1	
Manufacturing Engineering (BS)	14.3601	0	0	0	0	0	0	0	0	0	0	1	0	0	0	1	
Mass Communication (BA/BS)	09.0102	1	0	1	0	0	0	2	1	0	0	8	0	0	0	13	
Mathematics (BA/BS)	27.0101	0	0	1	0	0	0	0	0	0	0	0	0	0	0	1	
Mechanical Engineering (BS)	14.1901	0	0	0	0	0	0	0	0	0	0	13	0	0	1	14	
Microbiology (BS Micro)	26.0502	0	0	0	0	0	0	0	0	0	0	1	0	0	0	1	
Natural Resources (BS Ed)	03.0101	0	0	0	0	0	0	0	0	0	0	1	0	0	0	1	
Nursing (BSN)	51.1601	0	0	0	0	0	0	0	0	0	0	8	0	0	0	8	
Pharmacy (BS)	51.2001	0	0	0	0	0	0	2	1	0	0	8	0	0	0	11	
Physical Education (BA/BS)	13.1314	0	1	0	0	0	0	0	0	0	0	1	0	1	0	3	
Physics (BS)	40.0801	0	0	0	0	0	0	1	0	0	0	1	0	0	0	2	
Political Science (BA)	45.1001	0	0	0	0	1	1	1	0	0	0	4	0	0	0	7	
Pre-Accounting (BA)	52.0301	0	0	0	1	0	0	1	0	0	0	6	0	1	0	9	
Pre-Business Administration (BA/BS)	52.0201	0	0	0	1	0	0	1	0	0	1	32	0	0	0	35	
Pre-Elementary Education (BS)	13.0401	0	0	1	0	0	0	0	0	0	0	8	0	0	0	9	
Pre-Management Information Systems (BA/BS)	52.1201	0	0	0	0	0	0	0	0	0	1	6	0	0	0	7	
Pre-Medicine (N/A)	51.1102	0	1	0	1	0	0	0	0	0	0	3	0	0	0	5	
Pre-Nursing (BSN)	51.1601	0	0	1	1	0	0	2	0	0	0	20	0	0	0	24	
Pre-Pharmacy (N/A)	51.1103	1	0	4	0	0	0	7	1	0	0	10	0	0	0	23	
Pre-Professional Other (N/A)	24.0101	0	0	0	0	0	0	2	0	0	0	4	0	0	0	6	
Pre-Veterinary (N/A)	51.1104	0	0	1	0	0	0	0	0	0	0	3	0	0	0	4	
Pre-Veterinary Technology (BS)	51.0808	0	0	0	0	0	0	0	0	0	0	3	0	1	0	4	
Psychology (BA/BSE)	42.0101	0	2	1	0	0	0	2	0	0	0	8	0	0	0	13	
Radiologic Science (BS)	51.0911	1	0	0	0	0	0	1	0	0	0	3	0	0	0	5	

INSTITUTION AND PROGRAM	C.I.P. Number	STATE OF RESIDENCE														Totals
		AK	AZ	CA	CO	HI	ID	MT	NV	NM	OR	SD	UT	WA	WY	
<b>North Dakota State University- cont'd</b>																
Recreation Probationary (BS)	31.0101	0	0	0	1	0	0	0	0	0	0	0	0	1	0	2
Respiratory Therapy (BS)	51.0908	0	0	0	0	0	0	1	0	0	0	1	0	0	0	2
Social Science (BA/BS)	45.0101	0	0	0	0	0	0	0	0	0	0	1	0	0	0	1
Speech Communication (BA/BS)	23.1001	0	0	0	0	0	0	0	0	0	0	1	0	0	0	1
Theater (BA)	50.0501	0	0	0	0	0	0	0	0	0	0	1	0	0	0	1
Undecided (N/A)	00.0000	1	1	1	1	1	0	1	0	0	0	23	0	1	3	33
University Studies (BUS)	30.9999	0	0	0	0	0	0	0	0	0	0	1	0	0	0	1
Veterinary Technology (BS)	51.0808	0	0	0	0	0	0	0	0	0	1	3	0	0	0	4
Zoology (BA/BS)	26.0701	0	0	1	0	0	0	1	0	0	0	6	0	0	0	8
<b>SCHOOL TOTALS</b>		<b>7</b>	<b>7</b>	<b>20</b>	<b>13</b>	<b>3</b>	<b>1</b>	<b>55</b>	<b>3</b>	<b>0</b>	<b>5</b>	<b>342</b>	<b>0</b>	<b>7</b>	<b>7</b>	<b>470</b>
<b>University of North Dakota</b>																
Accountancy (B Acc)	52.0301	0	0	0	0	0	0	2	0	0	0	0	0	0	0	2
Air Traffic Control (BS)	49.0105	1	2	1	3	1	0	3	0	0	2	5	1	5	0	24
Airport Management (BBA)	49.0104	0	0	0	0	0	0	0	0	0	0	0	0	0	1	1
Anthropology (BA)	45.0201	0	0	0	0	0	0	1	0	0	0	0	0	0	0	1
Athletic Training (BA/BS)	31.0503	0	0	2	1	0	0	2	0	0	0	1	0	0	2	8
Atmospheric Sciences (BS)	40.0401	1	0	0	0	0	1	1	0	0	0	7	0	0	0	10
Aviation Management (BBA)	49.0104	0	0	0	2	0	1	0	0	0	0	0	0	5	3	11
Aviation Systems Management (BS)	49.0104	0	0	0	0	0	0	0	0	0	1	0	0	0	0	1
Aviation- Undecided (N/A)	49.0199	0	0	1	0	0	0	0	0	0	0	0	0	0	0	1
Bank & Finance Economics (BBA)	52.0801	0	0	0	1	0	0	0	0	0	0	0	0	0	0	1
Biology (BA/BS)	26.0101	0	0	0	2	0	0	2	0	0	0	4	0	0	0	8
Biology/Pre-Health (BS)	26.0101	0	0	1	1	0	0	2	0	0	0	3	0	0	1	8
Chemical Engineering (BS)	14.0701	0	0	2	1	0	0	2	0	0	0	2	0	0	0	7
Chemistry (BA/BS)	40.0501	0	0	0	1	0	0	0	0	0	0	0	0	0	0	1
Civil Engineering (BS)	14.1901	0	0	2	0	0	0	0	0	0	0	2	0	1	1	6
Clinical Laboratory Science (BS)	51.1005	0	1	1	0	0	1	3	0	0	1	3	0	1	0	11
Commercial Aviation (BS)	49.0101	6	7	14	25	16	3	18	3	2	9	11	1	53	4	172
Communication Science/Disorders (BA)	51.0204	1	0	0	1	0	0	1	0	0	0	1	0	0	1	5
Communications (BA)	09.0101	0	0	1	1	0	0	2	0	0	0	6	0	0	1	11
Community Nutrition (BS)	19.0503	0	0	0	0	0	0	0	0	0	0	1	0	0	0	1

INSTITUTION AND PROGRAM	C.I.P. Number	STATE OF RESIDENCE														Totals	
		AK	AZ	CA	CO	HI	ID	MT	NV	NM	OR	SD	UT	WA	WY		
<b>University of North Dakota- cont'd</b>																	
Computer Science (BA)	11.0701	0	0	0	2	0	0	2	0	0	0	4	0	0	0	8	
Criminal Justice Studies (BS)	43.0104	0	0	3	1	0	0	6	0	0	0	3	0	0	0	13	
Cytotechnology (BS)	51.1002	0	1	0	0	0	0	0	0	0	0	0	0	0	0	1	
Dietetics (BA)	19.0503	0	0	0	0	1	0	2	0	0	0	1	0	0	0	4	
Early Childhood Education (BSEd)	13.1204	0	0	0	0	0	0	1	0	0	0	0	0	0	0	1	
Economics (BA/BS)	45.0601	0	0	0	0	0	0	0	0	0	0	0	0	1	0	1	
Education, Undetermined (N/A)	13.9999	2	0	0	3	0	1	3	0	0	1	7	0	2	1	20	
Electrical Engineering (BSEE)	14.1001	0	3	4	0	0	0	2	1	0	1	4	0	1	1	17	
Elementary Education (BSEd)	13.1202	0	0	0	0	0	0	2	0	0	0	2	0	2	0	6	
Elementary Education/Early Childhood (BSEd)	13.1204	0	0	1	0	0	0	0	0	0	0	0	0	0	0	1	
Engineering, Undetermined (N/A)	14.9999	0	0	0	0	0	0	1	0	0	0	0	0	0	0	1	
English (AA/BA)	23.0101	0	1	3	0	0	0	1	0	0	0	4	0	0	0	9	
Finance Management (BS/BA)	52.0801	0	0	0	0	0	0	0	0	0	0	1	0	0	0	1	
Fisheries & Wildlife Biology (BS)	26.9999	0	0	0	0	0	0	1	0	0	0	3	0	0	0	4	
Flight Education (BS)	49.0101	0	1	0	1	1	0	1	0	0	1	0	0	1	0	6	
Forensic Science (BS)	43.0106	3	0	1	2	1	0	0	0	0	0	7	0	2	2	18	
French (BA)	16.0101	0	0	0	1	0	0	0	0	0	0	0	0	0	0	1	
General Studies (BGS)	24.0199	1	0	0	0	0	1	2	0	0	0	0	0	0	0	4	
Geography (BA/BS)	45.0701	0	0	0	0	0	0	0	0	0	1	0	0	0	0	1	
Geology (BS)	40.0601	0	0	0	0	0	0	0	0	0	0	2	0	0	0	2	
History (AA/BA)	45.0801	1	0	1	2	1	1	2	0	0	0	1	0	1	3	13	
Honors Program (BA/BS)	36.9999	0	0	0	0	0	0	0	0	0	0	1	0	0	1	2	
Industrial Technology (BS)	15.0603	0	0	0	0	0	0	2	0	0	0	2	0	0	0	4	
Interdisciplinary Studies (BA/BS)	30.9999	0	0	0	1	0	0	1	0	0	0	2	0	0	0	4	
International Studies (BA)	30.9999	0	0	0	0	0	0	0	0	0	0	2	0	0	0	2	
Management (ABUS)	52.0201	0	0	0	0	0	0	1	0	0	0	5	0	0	0	6	
Marketing (BBA)	52.1401	1	0	0	0	0	0	0	0	0	0	2	0	0	0	3	
Math (BA/BS)	27.0101	0	0	0	0	0	0	0	0	0	0	1	0	2	0	3	
Mechanical Engineering (BS)	14.1901	2	0	1	2	1	2	2	1	0	0	3	0	1	0	15	
Music (BA)	50.0901	0	0	0	0	0	0	0	0	0	0	1	0	0	0	1	
Music Education (BME)	13.1312	0	0	1	0	0	0	0	0	0	0	0	0	0	0	1	
Music Therapy (BM)	51.2305	0	0	0	0	0	0	1	0	0	0	1	0	0	0	2	
Nursing (BS)	51.1601	0	0	2	0	0	0	5	0	0	0	6	0	0	0	13	



INSTITUTION AND PROGRAM	C.I.P. Number	STATE OF RESIDENCE														Totals
		AK	AZ	CA	CO	HI	ID	MT	NV	NM	OR	SD	UT	WA	WY	
<b>University of North Dakota- cont'd</b>																
Occupational Safety & Environmental Health (BS)	15.0701	1	0	0	0	0	0	0	0	0	0	0	0	0	0	1
Philosophy & Religion: Religion Concentration (BA)	38.0201	0	0	0	0	0	0	0	0	0	0	0	0	0	1	1
Physical Education (BSE)	13.1314	1	0	1	0	0	0	2	0	0	0	2	0	0	0	6
Political Science (BA)	45.1001	0	0	1	2	0	0	1	1	1	1	3	0	1	0	11
Pre-Aviation (N/A)	49.0199	8	3	22	29	5	7	15	6	3	7	21	4	42	7	179
Pre-Business Administration (Pre Maj)	52.9999	0	0	5	10	2	2	12	0	1	2	16	0	10	1	61
Pre-Communication (N/A)	09.0199	1	0	1	0	0	0	1	0	0	0	1	0	1	0	5
Pre-Nursing (N/A)	51.1699	2	1	1	0	0	1	7	0	1	2	10	1	0	0	26
Pre-Occupational Therapy (N/A)	51.2306	1	0	0	0	0	0	3	0	0	0	1	0	0	0	5
Pre-Physical Therapy (N/A)	51.2308	0	0	1	1	0	0	4	0	0	0	7	0	2	3	18
Psychology (BA/BSE)	42.0101	0	0	2	1	0	0	1	0	0	0	9	0	1	0	14
Public Administration (BPA)	44.0401	0	0	0	0	0	0	0	0	0	0	1	0	0	0	1
Social Studies (BS Ed)	45.0101	0	0	1	0	0	0	0	0	0	0	0	0	0	0	1
Social Work (BS)	44.0701	0	0	0	0	0	0	2	0	0	0	0	0	1	0	3
Sociology (BS)	13.1317	0	0	0	0	0	0	2	0	0	1	0	0	0	0	3
Spanish (BS)	16.0905	0	0	0	0	0	0	0	0	0	0	0	1	1	0	2
Theater (BA)	50.0501	0	0	0	0	0	0	0	0	0	0	2	0	0	1	3
Undecided (N/A)	00.0000	2	0	4	7	0	1	5	1	0	1	23	0	2	3	49
Visual Arts (BA)	50.0701	0	0	0	0	0	0	2	0	0	0	0	0	0	0	2
<b>SCHOOL TOTALS</b>		<b>35</b>	<b>20</b>	<b>81</b>	<b>104</b>	<b>29</b>	<b>22</b>	<b>134</b>	<b>13</b>	<b>8</b>	<b>31</b>	<b>207</b>	<b>8</b>	<b>139</b>	<b>38</b>	<b>869</b>
<b>Valley City State University</b>																
Biology (BA)	26.0101	1	0	0	0	0	0	0	0	1	0	0	0	0	0	2
Biology (Education) (BSEd)	13.1322	1	0	0	0	0	0	0	0	0	0	0	0	0	0	1
Business Administration (BS)	52.0201	8	0	1	0	0	0	0	0	0	0	0	0	1	0	10
Chemistry (BA)	40.0501	1	0	0	0	0	0	0	0	0	0	0	0	0	0	1
Computer Information Systems (BS)	11.0101	2	0	0	0	0	0	0	0	0	0	0	0	0	0	2
Elementary Education (BSEd)	13.1202	5	0	0	0	0	0	0	0	0	1	0	0	0	1	7
English (BA)	23.0101	0	0	0	0	0	0	0	0	0	0	0	0	1	0	1
English (BSEd)	13.1305	0	0	0	1	0	0	0	0	0	0	0	0	0	0	1
Exercise Science and Leisure Studies (BS)	31.0501	1	0	0	1	0	0	0	0	0	0	0	0	0	0	2
Health Teacher Education (BS)	13.1307	1	0	0	0	0	0	0	0	0	0	0	0	0	0	1

INSTITUTION AND PROGRAM	C.I.P. Number	STATE OF RESIDENCE														Totals
		AK	AZ	CA	CO	HI	ID	MT	NV	NM	OR	SD	UT	WA	WY	
<b>Valley City State University- cont'd</b>																
History (BA)	54.0101	1	0	0	0	0	0	0	0	0	0	0	0	0	0	1
History Education (BSEd)	13.1328	1	0	0	0	0	0	0	0	0	0	0	0	0	0	1
Physical Education (BS Ed)	13.1314	5	0	0	0	0	0	0	0	0	0	0	0	0	1	6
Professional Communication (BS)	09.0199	0	0	0	0	0	0	0	0	0	0	0	0	0	1	1
Psychology (BA)	42.0101	1	0	0	0	0	0	0	0	0	0	0	0	0	1	2
Spanish Education (BSEd)	13.1330	1	0	0	0	0	0	0	0	0	0	0	0	0	0	1
Technology Education (BS Ed)	13.1309	0	0	0	0	0	0	0	0	0	0	0	0	2	0	2
Undecided (N/A)	00.0000	9	0	1	0	0	0	0	0	0	0	0	0	0	1	11
<b>SCHOOL TOTALS</b>		<b>38</b>	<b>0</b>	<b>2</b>	<b>2</b>	<b>0</b>	<b>0</b>	<b>0</b>	<b>0</b>	<b>1</b>	<b>1</b>	<b>0</b>	<b>0</b>	<b>4</b>	<b>5</b>	<b>53</b>
<b>NORTH DAKOTA FOUR-YEAR INSTITUTIONS TOTALS</b>		<b>88</b>	<b>45</b>	<b>177</b>	<b>134</b>	<b>32</b>	<b>44</b>	<b>189</b>	<b>37</b>	<b>10</b>	<b>47</b>	<b>549</b>	<b>18</b>	<b>188</b>	<b>117</b>	<b>1,675</b>
<b>NORTH DAKOTA TOTALS</b>		<b>90</b>	<b>59</b>	<b>194</b>	<b>157</b>	<b>32</b>	<b>50</b>	<b>189</b>	<b>42</b>	<b>12</b>	<b>53</b>	<b>549</b>	<b>24</b>	<b>218</b>	<b>128</b>	<b>1,797</b>

# OREGON

INSTITUTION AND PROGRAM	C.I.P. Number	STATE OF RESIDENCE														Totals
		AK	AZ	CA	CO	HI	ID	MT	NV	NM	ND	SD	UT	WA	WY	
<b>OREGON FOUR-YEAR INSTITUTIONS (6)</b>																
<b>Oregon Institute of Technology</b>																
Civil Engineering (BS)	14.1901	1	0	0	0	1	0	1	0	0	0	0	0	1	0	4
Clinical Laboratory Science (BS)	51.1005	0	0	0	0	0	0	0	0	0	0	0	0	1	0	1
Communication Studies (BS)	09.0101	0	0	0	0	0	0	1	0	0	0	0	0	0	0	1
Computer Engineering Technology (BS)	15.0301	1	0	0	0	0	1	0	1	0	0	0	0	1	0	4
Dental Hygiene (BS)	51.0602	0	0	0	0	0	1	0	1	0	0	0	0	0	0	2
Electronics Engineering Technology (BS)	15.0303	0	0	0	0	1	0	0	0	0	0	0	0	1	0	2
Environmental Science (BS Env Sci)	03.0104	0	0	0	0	0	1	0	0	0	0	0	0	0	0	1
Geomatics (BS)	15.1102	0	0	0	1	0	1	0	0	0	0	0	0	3	0	5
Health Sciences (BS)	51.1199	0	0	0	0	0	0	0	1	0	0	0	0	2	0	3
Management Information Systems (BS)	52.1201	0	0	0	0	0	1	0	0	0	0	0	0	2	0	3
Management/Small Business Option (BS)	52.0701	0	0	0	0	1	0	0	0	0	0	0	0	1	0	2
Mechanical Engineering Technology (BS)	15.0805	0	0	0	0	1	0	1	1	0	0	0	0	4	0	7
Operations Management (BS)	52.0205	0	0	0	0	0	1	0	0	0	0	0	0	0	0	1
Pre-Dental Hygiene (N/A)	51.0602	0	0	0	0	1	2	0	0	0	0	0	0	0	0	3
Pre-Medical Imaging Tech. (N/A)	51.0907	3	0	0	0	1	1	0	1	0	0	0	0	9	0	15
Radiologic Science (BS)	51.0911	0	0	0	0	0	0	0	0	0	0	0	0	4	1	5
Radiologic Science/Nuclear Med. Tech. Opt. (BS)	51.0905	2	0	0	0	0	0	0	0	0	0	0	0	0	0	2
Software Engineering Technology (BS)	15.9999	1	0	0	0	0	1	0	0	0	0	0	0	0	0	2
Ultrasound/Diag. Med. Sono. Option (BS)	51.0910	0	0	0	0	0	0	1	0	0	0	0	0	2	0	3
Ultrasound/Vascular Option (BS)	51.0910	0	0	0	0	2	0	0	0	0	0	0	0	1	0	3
<b>SCHOOL TOTALS</b>		<b>8</b>	<b>0</b>	<b>0</b>	<b>1</b>	<b>8</b>	<b>10</b>	<b>4</b>	<b>5</b>	<b>0</b>	<b>0</b>	<b>0</b>	<b>0</b>	<b>32</b>	<b>1</b>	<b>69</b>
<b>Oregon State University</b>																
Ag Sci: Agricultural Business Mgmt. (BS)	01.0101	0	0	0	0	0	0	0	0	0	0	0	0	1	0	1
Agricultural & Resource Economics (BS)	01.0103	0	1	0	0	0	0	0	0	0	0	0	0	0	0	1
Animal Science/Poultry (BS)	02.0201	0	0	0	0	1	0	0	0	0	0	1	0	0	0	2
Engineering: Nuclear Engineering (BS)	14.2303	0	0	0	0	0	0	0	0	0	0	0	0	1	0	1
Forestry: Forest Recreation Resources (BS)	31.0201	0	0	0	0	1	0	0	0	0	0	0	0	0	0	1
HHS: Apparel Design (BS)	19.0901	1	0	0	0	0	0	0	0	0	0	0	1	0	0	2

INSTITUTION AND PROGRAM	C.I.P. Number	STATE OF RESIDENCE														Totals
		AK	AZ	CA	CO	HI	ID	MT	NV	NM	ND	SD	UT	WA	WY	
<b>Oregon State University- cont'd</b>																
HHS: Exercise & Sport Science (BS)	13.1399	4	1	1	0	7	1	2	0	0	0	0	0	7	0	23
HHS: Human Development & Family Sci. (BS)	19.9998	1	0	0	0	0	0	0	0	0	0	0	0	0	1	
HHS: Nutrition & Food Management (BS)	19.0501	0	0	0	0	2	0	0	1	0	0	0	0	1	4	
SCI: Environmental Science (BS)	30.0101	2	0	0	0	0	0	0	0	0	0	0	0	1	3	
<b>SCHOOL TOTALS</b>		<b>8</b>	<b>2</b>	<b>1</b>	<b>0</b>	<b>11</b>	<b>1</b>	<b>2</b>	<b>1</b>	<b>0</b>	<b>0</b>	<b>1</b>	<b>1</b>	<b>11</b>	<b>0</b>	<b>39</b>
<b>Portland State University</b>																
Administration of Justice (BA/BS)	43.0104	0	0	0	0	0	2	0	1	0	0	0	0	13	0	16
Applied Linguistics (BA)	16.0102	5	0	0	2	0	0	0	0	1	0	0	2	4	0	14
Biology (BA/BS)	26.0101	5	1	0	3	4	4	5	2	1	0	0	2	24	1	52
Chemistry (BA/BS)	40.0501	0	0	0	0	1	1	0	0	0	0	1	0	7	0	10
Civil Engineering (BS)	14.1901	4	0	0	0	2	1	0	0	0	0	1	1	18	0	27
Community Development (BA/BS)	45.1201	0	2	0	0	0	0	0	0	0	0	0	0	4	0	6
Community Development (Minor)	45.1201	5	3	0	1	4	13	2	2	0	0	2	5	48	2	87
Computer Engineering (BS)	14.0901	2	0	0	0	1	0	0	0	0	0	0	0	4	0	7
Economics (BA/BS)	45.0601	4	0	0	1	2	1	3	0	0	0	0	0	12	0	23
Electrical Engineering (BSEE)	14.1001	2	0	0	0	2	0	1	0	0	0	0	0	21	0	26
Environmental Studies (BA)	03.0102	2	1	0	1	1	0	0	0	1	2	0	1	3	1	13
Geography (BA/BS)	45.0701	0	0	0	2	0	0	0	0	0	0	0	0	4	0	6
Geology (AS)	24.0199	0	0	0	0	0	0	0	0	0	0	0	0	3	0	3
History (AA/BA)	45.0801	1	1	0	0	1	3	1	1	0	0	0	0	16	0	24
Math (BA/BS)	27.0101	0	0	0	0	0	0	0	0	0	0	0	0	7	0	7
Mechanical Engineering (BS)	14.1901	0	1	0	0	3	0	3	0	1	0	0	1	8	0	17
Philosophy (BS)	38.0101	1	0	0	0	0	0	1	0	0	0	0	0	3	0	5
Physics (BS)	40.0801	1	0	0	0	0	1	0	0	0	0	0	0	4	0	6
Psychology (BA/BSE)	42.0101	8	1	0	3	6	12	7	1	1	1	1	2	39	3	85
Sociology (BA)	00.0000	3	0	0	5	6	4	2	1	0	0	0	0	14	0	35
Speech & Hearing Science (BA/BS)	51.0202	0	0	0	0	1	1	0	0	0	0	0	0	9	0	11
University Honors Program (Gen Ed)	30.9999	1	0	0	0	0	0	1	1	0	0	0	0	5	0	8
<b>SCHOOL TOTALS</b>		<b>44</b>	<b>10</b>	<b>0</b>	<b>18</b>	<b>34</b>	<b>43</b>	<b>26</b>	<b>9</b>	<b>5</b>	<b>3</b>	<b>5</b>	<b>14</b>	<b>270</b>	<b>7</b>	<b>488</b>

INSTITUTION AND PROGRAM	C.I.P. Number	STATE OF RESIDENCE														Totals
		AK	AZ	CA	CO	HI	ID	MT	NV	NM	ND	SD	UT	WA	WY	
<b>Southern Oregon University</b>																
Art (BS/BA)	50.0701	4	1	0	0	8	4	0	2	0	1	0	1	3	1	25
Business Administration (BA/BS)	52.0101	19	0	0	3	19	3	3	3	0	0	0	1	8	0	59
Business- Music (BA/BS)	52.9999	0	0	0	1	1	0	0	0	0	0	0	0	0	0	2
Chemistry (BA/BS)	40.0501	1	0	0	0	5	1	0	0	0	0	0	0	0	0	7
Communication (BA/BS)	10.0104	8	0	0	2	12	2	0	3	0	0	0	0	11	0	38
Computer Science (BA/BS)	11.0101	0	0	0	0	7	1	1	0	0	0	0	0	1	1	11
Criminology (BA/BS)	43.0104	4	0	0	0	6	3	2	2	0	0	0	0	7	1	25
Economics (BA/BS)	45.0601	2	0	0	0	0	0	0	0	0	0	0	0	0	0	2
English (BA/BS)	23.0101	1	0	0	0	5	1	0	2	0	0	0	1	9	1	20
Environmental Studies (BA/BS)	03.0102	2	0	0	3	4	2	1	3	0	0	0	1	2	0	18
Geology (BA/BS)	40.0601	1	0	0	1	0	0	1	0	0	0	0	0	0	0	3
Health Physical Education (BA/BS)	13.1314	6	1	0	0	15	3	0	0	1	0	0	0	4	0	30
History (BA/BS)	45.0801	3	0	0	0	3	0	0	0	0	0	0	0	1	0	7
Interdisciplinary Studies (BA/BS)	30.9999	6	0	0	2	7	1	1	3	0	0	0	1	3	0	24
International Studies (BA/BS)	45.0901	2	0	0	1	1	0	1	0	1	0	0	0	3	0	9
Language/Culture (BA/BS)	16.9999	3	0	0	0	1	1	0	1	1	0	0	0	0	0	7
Math (BA/BS)	27.0101	3	0	0	0	0	0	0	0	0	0	0	0	1	0	4
Music (BA/BS)	50.0901	2	0	0	0	0	0	0	0	0	0	0	1	0	0	3
Physics (BS)	40.0801	1	0	0	1	0	0	1	1	0	0	0	0	0	1	5
Political Science (BA)	45.1001	3	0	0	0	0	0	0	2	0	0	0	0	0	0	5
Sociology (BS)	45.1101	2	0	0	0	1	0	0	1	0	0	0	0	1	0	5
Theatre (BA/BS)	50.0501	5	0	0	1	9	1	1	5	1	0	0	0	16	0	39
<b>SCHOOL TOTALS</b>		<b>78</b>	<b>2</b>	<b>0</b>	<b>15</b>	<b>104</b>	<b>23</b>	<b>12</b>	<b>28</b>	<b>4</b>	<b>1</b>	<b>0</b>	<b>6</b>	<b>70</b>	<b>5</b>	<b>348</b>
<b>University of Oregon</b>																
Anthropology (BA/BS)	45.0201	4	0	0	2	1	1	0	3	0	0	0	0	1	1	13
Architecture Probationary (BS)	04.0201	0	0	0	0	0	0	0	0	0	0	1	0	4	0	5
Art (AA)	50.0101	0	0	0	0	0	1	1	0	0	0	0	0	1	0	3
Art History (BA)	50.0703	0	1	0	0	0	0	0	0	0	0	0	1	0	0	2
Biological Sciences (BA/BS)	26.0101	0	0	0	0	0	0	1	0	0	0	0	0	0	0	1
Biology (BA/BS)	26.0101	0	0	0	0	0	0	0	0	2	0	0	0	1	0	3
Chemistry (BA/BS)	40.0501	0	0	0	1	0	0	0	0	0	0	0	0	0	0	1

INSTITUTION AND PROGRAM	C.I.P. Number	STATE OF RESIDENCE														Totals
		AK	AZ	CA	CO	HI	ID	MT	NV	NM	ND	SD	UT	WA	WY	
<b>University of Oregon- cont'd</b>																
Comparative Literature (N/A)	00.0000	1	0	0	0	0	0	0	0	0	0	0	0	1	0	2
Economics (BA/BS)	45.0601	3	0	0	2	1	1	0	1	0	0	0	0	2	0	10
Environmental Studies (BA)	03.0102	1	0	0	0	0	0	0	0	0	0	0	0	0	0	1
Ethnic Studies (BA)	05.0299	0	0	0	0	0	1	0	0	0	0	0	0	0	0	1
French (BA)	16.0101	0	0	0	1	0	1	0	0	0	0	0	0	1	0	3
Geography (BA/BS)	45.0701	1	0	0	1	0	0	0	0	0	0	0	0	0	0	2
Geology (AS)	24.0199	1	0	0	0	0	1	0	0	1	0	0	0	0	1	4
German (BA)	16.0101	0	0	0	0	1	0	1	0	0	0	0	0	0	0	2
HHS: Exercise & Sport Science (BS)	13.1399	0	0	0	0	0	0	1	0	0	0	0	0	0	0	1
History (AA/BA)	45.0801	2	1	0	1	0	0	3	0	0	0	0	0	2	0	9
Humanities (BA)	24.0103	0	0	0	0	0	0	0	0	1	0	0	0	0	0	1
Japanese (BA)	16.0302	1	0	0	0	2	0	0	0	0	0	0	0	0	0	3
Landscape Architecture (BL Arch)	04.0601	0	0	0	0	0	0	0	0	1	0	0	0	0	0	1
Linguistics (BA)	16.0102	0	0	0	0	0	0	2	1	0	0	0	1	1	0	5
Math (BA/BS)	27.0101	1	0	0	0	0	0	0	1	0	0	0	0	0	0	2
Music (BA/BS)	50.0901	0	2	0	0	0	1	0	0	1	0	0	0	2	0	6
Philosophy (BS)	38.0101	0	0	0	0	1	2	0	1	0	0	0	0	1	1	6
Physics (BS)	40.0801	1	0	0	0	0	0	2	1	0	0	0	0	1	0	5
Political Science (BA)	45.1001	4	2	0	2	0	3	2	1	0	0	0	0	2	0	16
Pre-Business Administration (BA/BS)	52.0201	0	0	0	0	0	0	1	0	0	0	0	0	0	0	1
Psychology (BA/BS)	42.0101	0	0	0	0	0	1	0	0	0	0	0	0	0	0	1
Religious Studies (N/A)	38.0201	0	0	0	0	0	0	0	0	0	0	0	0	0	1	1
Theater (BA)	50.0501	0	0	0	0	0	1	0	1	0	0	0	0	1	1	4
Undeclared (BA)	99.9999	1	0	0	0	1	0	1	1	0	0	0	0	1	0	5
<b>SCHOOL TOTALS</b>		<b>21</b>	<b>6</b>	<b>0</b>	<b>10</b>	<b>7</b>	<b>14</b>	<b>15</b>	<b>11</b>	<b>6</b>	<b>0</b>	<b>1</b>	<b>2</b>	<b>22</b>	<b>5</b>	<b>120</b>
<b>Western Oregon University</b>																
Anthropology (BA/BS)	45.0201	0	0	0	0	0	0	0	0	0	0	0	0	1	0	1
Art (BS/BA)	50.0701	1	0	0	0	0	0	0	0	0	0	0	0	3	0	4
Business (BA/BS)	52.0101	8	0	0	2	5	0	0	1	0	0	0	0	25	0	41
Chemistry (BA/BS)	40.0501	3	0	0	0	1	0	0	1	0	0	0	0	2	1	8
Dance (BA)	50.0301	0	0	0	0	1	0	0	0	0	0	0	0	1	0	2

INSTITUTION AND PROGRAM	C.I.P. Number	STATE OF RESIDENCE														Totals
		AK	AZ	CA	CO	HI	ID	MT	NV	NM	ND	SD	UT	WA	WY	
<b>Western Oregon University- cont'd</b>																
Earth Science (BA/BS)	30.0101	1	1	0	0	0	0	0	0	0	0	0	0	3	0	5
English (BA/BS)	23.0101	1	0	0	1	1	0	0	0	0	0	0	0	2	0	5
Fire Service Administration (BA/BS)	43.0202	0	0	0	1	1	0	0	0	0	0	0	0	3	0	5
Geography (BA/BS)	45.0701	1	0	0	0	0	0	0	0	0	0	0	0	1	0	2
History (BA/BS)	54.0101	1	0	0	1	1	0	0	0	0	0	0	1	2	0	6
Humanities (BA)	24.0103	1	0	0	0	1	0	0	0	0	0	0	0	6	0	8
International Studies (BA/BS)	45.0901	0	0	0	1	0	0	0	0	0	0	0	0	0	0	1
Math (BA/BS)	27.0101	1	0	0	0	0	0	0	0	0	0	0	0	2	0	3
Music (BA/BS)	50.0901	0	0	0	0	1	0	0	0	0	0	0	0	1	0	2
Political Science (BA/BS)	45.1001	1	0	0	0	1	0	0	1	0	0	0	0	0	0	3
Pre-Education (BA)	13.0101	0	0	0	0	2	0	0	0	0	0	0	0	2	0	4
Social Science (BA/BS)	45.0101	12	1	0	0	6	4	2	0	0	0	0	0	11	0	36
Sociology (BA/BS)	45.1101	0	0	0	0	4	0	1	0	0	0	0	0	5	0	10
<b>SCHOOL TOTALS</b>		<b>31</b>	<b>2</b>	<b>0</b>	<b>6</b>	<b>25</b>	<b>4</b>	<b>3</b>	<b>3</b>	<b>0</b>	<b>0</b>	<b>0</b>	<b>1</b>	<b>70</b>	<b>1</b>	<b>146</b>
<b>OREGON TOTALS</b>		<b>190</b>	<b>22</b>	<b>1</b>	<b>50</b>	<b>189</b>	<b>95</b>	<b>62</b>	<b>57</b>	<b>15</b>	<b>4</b>	<b>7</b>	<b>24</b>	<b>475</b>	<b>19</b>	<b>1,210</b>

## SOUTH DAKOTA

INSTITUTION AND PROGRAM	C.I.P. Number	STATE OF RESIDENCE														Totals	
		AK	AZ	CA	CO	HI	ID	MT	NV	NM	ND	OR	UT	WA	WY		
<b>SOUTH DAKOTA FOUR-YEAR INSTITUTIONS (6)</b>																	
<b>Black Hills State University</b>																	
Administrative Assistant (AS)	52.0401	0	0	0	0	0	0	0	0	0	0	0	0	0	0	1	1
American Indian Studies (BS)	05.0202	0	0	0	0	0	1	0	0	0	1	0	0	0	0	0	2
Art (BS)	50.0701	0	0	0	1	0	0	1	0	0	0	0	0	0	0	3	5
Art (BSED)	50.0701	0	0	0	1	0	0	0	0	0	0	0	0	0	0	1	2
Biology (BS)	26.0101	1	1	4	3	0	0	4	0	0	4	1	0	0	18	36	
Biology (BSED)	26.0101	0	0	0	0	0	0	1	0	0	0	0	0	0	1	2	
Chemistry (BS)	40.0501	0	0	0	0	0	0	2	0	0	0	0	0	0	3	5	
Chemistry (BSED)	40.0501	0	0	0	0	0	0	0	0	0	0	0	0	0	2	2	
Communication Arts (BS)	50.0402	0	0	0	0	0	0	2	0	0	0	0	0	0	3	5	
Composite Business Administration (BS)	52.0201	0	1	1	6	0	0	11	1	0	6	1	1	0	36	64	
Composite Business Education (BSED)	13.1303	0	0	0	0	0	0	0	0	0	0	0	0	0	2	2	
Composite Early Child/Spec. Ed. (BSED)	13.1209	0	0	0	0	0	0	2	0	0	0	0	0	0	4	6	
Composite Instrumental Music (BSED)	50.0901	0	0	0	0	0	0	0	0	0	0	0	0	0	1	1	
Composite Math & Science Teaching (BSED)	13.1311	0	0	0	0	0	0	1	0	0	0	0	0	0	0	1	
Composite Music (Non-Teaching) (BS)	50.0901	0	0	0	0	0	0	1	0	0	0	0	0	0	1	2	
Composite Outdoor Education (BS)	31.0101	0	0	0	1	0	0	1	0	0	2	0	0	0	4	8	
Composite Social Science (BSED)	45.0101	0	0	1	1	0	0	1	0	0	1	0	0	0	1	5	
Composite Technology (BS)	15.0612	0	0	0	0	0	0	0	0	0	0	0	0	0	1	1	
Composite Technology (BSED)	15.0612	0	0	1	0	0	0	1	0	0	0	0	0	0	0	2	
Composite Tourism & Hospitality Mgmt. (BS)	52.0903	0	0	0	0	0	0	0	0	0	0	0	0	0	1	1	
Composite Vocal Music (BSED)	50.0901	0	0	0	0	0	0	0	0	0	0	0	0	0	3	3	
Composite Wellness Management (BS)	31.0504	1	0	0	0	0	0	1	0	0	1	0	0	0	14	17	
Elementary Education (BSED)	13.1202	0	0	1	4	0	0	4	0	0	6	0	0	0	72	87	
English (BA)	23.0101	0	0	0	0	0	0	0	0	0	0	0	0	0	1	1	
English (BS)	23.0101	0	0	0	1	0	0	0	0	0	0	0	0	0	2	3	
English (BSED)	23.0101	0	0	0	0	0	0	1	1	0	0	0	0	0	6	8	
Entrepreneurial Studies (BS)	52.0701	0	0	0	1	0	0	0	0	0	0	0	0	0	0	1	
Environmental Physical Science (BS)	40.9999	0	0	0	0	0	0	0	0	0	0	0	0	0	1	1	
History (BA)	54.0101	0	0	0	0	0	0	0	0	0	1	0	0	0	1	2	
History (BS)	54.0101	0	0	0	0	0	0	0	0	0	0	0	0	0	2	2	



INSTITUTION AND PROGRAM	C.I.P. Number	STATE OF RESIDENCE														Totals
		AK	AZ	CA	CO	HI	ID	MT	NV	NM	ND	OR	UT	WA	WY	
<b>Black Hills State University- cont'd</b>																
History (BSED)	54.0101	0	1	0	0	0	0	4	0	0	0	0	0	0	7	12
Human Services (BS)	44.0201	0	0	1	2	0	0	1	0	1	2	0	0	0	7	14
Mass Communications (BA)	09.0102	0	0	0	0	0	0	1	0	0	0	0	0	0	3	4
Mass Communications (BS)	09.0102	0	0	2	1	0	0	2	0	0	2	0	0	0	15	22
Mass Communications (BSED)	09.0102	0	0	0	0	0	0	0	0	0	0	0	0	0	1	1
Mathematics (BS)	27.0101	0	0	0	0	0	0	1	0	0	0	0	0	0	0	1
Mathematics (BSED)	27.0101	0	0	0	0	0	0	0	0	0	0	0	0	0	3	3
Middle School (BSED)	13.1203	0	0	0	0	0	0	0	0	0	0	0	0	0	1	1
Not Seeking a Degree (N/A)	24.0102	1	0	0	0	0	0	2	0	0	2	0	0	0	0	5
Physical Education (BS)	31.0501	0	0	0	1	0	0	0	0	0	0	0	0	0	7	8
Physical Education (BSED)	31.0501	0	0	1	1	0	1	2	1	0	1	0	0	0	7	14
Political Science (BS)	45.1001	0	0	1	0	0	0	1	0	0	1	0	1	0	3	7
Pre-Physical Therapy (N/A)	51.2308	0	0	1	0	0	0	0	0	0	0	0	0	0	0	1
Professional Accountancy (BS)	52.0301	0	0	0	0	0	0	0	0	0	0	0	0	0	1	1
Psychology (BS)	42.0101	0	0	0	0	0	1	4	0	0	0	0	0	0	16	21
Sociology (BA)	45.1101	0	0	1	0	0	0	0	0	0	0	1	0	0	0	2
Sociology (BS)	45.1101	0	0	0	0	0	1	0	0	0	0	0	0	0	3	4
Spanish (BSED)	16.0905	0	0	0	0	0	0	1	0	0	0	0	0	0	1	2
Special Education (BSED)	13.1001	0	0	0	1	0	0	0	0	0	0	0	1	0	8	10
Speech/Speech Communications (BS)	23.1001	0	0	0	0	0	0	0	0	0	0	0	0	0	1	1
Technology (BS)	15.0612	0	0	0	2	0	0	1	0	0	0	0	0	0	4	7
Technology (BSED)	15.0612	0	0	1	0	0	0	0	0	0	1	0	0	0	2	4
Undeclared (N/A)	24.0102	0	1	0	2	0	1	5	0	0	5	0	0	0	22	36
Web Administration (AS)	11.0101	0	0	0	0	0	0	0	0	0	0	0	0	0	1	1
<b>SCHOOL TOTALS</b>		<b>3</b>	<b>4</b>	<b>16</b>	<b>29</b>	<b>0</b>	<b>5</b>	<b>59</b>	<b>3</b>	<b>1</b>	<b>36</b>	<b>3</b>	<b>3</b>	<b>0</b>	<b>298</b>	<b>460</b>
<b>Dakota State University</b>																
Biology Information Systems (BS)	26.9999	0	0	0	1	1	0	0	0	0	0	0	0	0	2	4
Computer Graphics (BS)	11.0803	0	0	0	0	0	0	0	0	0	0	0	0	0	1	1
Computer Information Systems (BS)	11.0401	0	0	0	0	0	0	1	0	1	0	0	0	0	0	2
Computer Science (BS)	11.0101	0	0	1	0	0	0	0	0	0	1	0	0	0	0	2
E-commerce (BS)	11.0103	0	0	0	0	0	0	0	0	0	1	0	0	0	0	1

INSTITUTION AND PROGRAM	C.I.P. Number	STATE OF RESIDENCE														Totals
		AK	AZ	CA	CO	HI	ID	MT	NV	NM	ND	OR	UT	WA	WY	
<b>Dakota State University- cont'd</b>																
Elementary Ed. & Special Learn./Behavior Prob. (BSED)	13.1099	0	0	0	0	0	0	0	0	0	0	1	0	1	0	2
Elementary Education (BSED)	13.1202	0	0	1	1	0	0	0	0	0	0	0	0	1	0	3
English (BSED)	13.1305	0	0	1	0	0	0	0	0	1	0	0	0	0	0	2
Exercise Science (BS)	31.0505	0	1	0	1	1	0	0	0	0	0	0	0	1	0	4
Finance (BBA)	52.0801	0	1	1	1	0	0	0	0	0	0	0	0	0	0	3
General Studies (AA)	24.0102	0	0	1	1	0	0	0	0	0	0	0	0	0	1	3
Management (BBA)	52.0201	0	1	5	0	0	0	2	0	0	0	0	0	2	5	15
Management Information Systems (BBA)	11.0401	0	0	0	0	0	0	0	0	0	0	0	0	2	0	2
Mathematics (BSED)	13.1311	0	0	0	0	0	0	1	0	0	0	0	0	0	0	1
Multi-Media & Web Development (BS)	11.0801	0	1	1	0	0	0	2	0	0	0	0	0	0	2	6
Physical Education (BSED)	13.1314	0	0	1	0	0	0	1	0	0	0	1	0	0	4	7
Pre-Professional (N/A)	24.0102	0	0	0	0	0	0	0	0	0	0	0	0	1	0	1
Respiratory Care (BS)	51.0908	0	0	0	0	0	0	0	0	0	1	0	0	0	0	1
Undeclared (N/A)	24.0102	0	0	1	1	1	0	0	0	1	0	0	0	0	0	4
<b>SCHOOL TOTALS</b>		<b>0</b>	<b>4</b>	<b>13</b>	<b>6</b>	<b>3</b>	<b>0</b>	<b>7</b>	<b>0</b>	<b>3</b>	<b>3</b>	<b>2</b>	<b>0</b>	<b>8</b>	<b>15</b>	<b>64</b>
<b>Northern State University</b>																
Accounting (BS)	52.0301	0	1	0	0	0	0	0	0	0	4	0	0	0	0	5
Administrative Systems (BS)	52.1201	0	0	1	0	0	0	0	0	0	2	0	0	0	1	4
Art (BA)	50.0701	0	0	0	0	0	0	0	0	0	3	1	1	0	1	6
Biology (BS)	26.0101	0	0	1	0	0	0	2	0	0	3	0	0	0	1	7
Biology (BSED)	26.0101	0	0	0	0	0	0	0	0	0	2	0	0	0	0	2
Business (AS)	52.0201	0	0	0	2	0	0	0	0	0	1	0	0	0	0	3
Business (BS)	52.0201	0	1	4	2	0	0	0	0	0	0	1	0	0	0	8
Chemistry (BS)	40.0501	0	0	0	0	0	0	1	0	0	0	0	0	0	1	2
Elementary Education (BSED)	13.1202	0	1	0	1	0	0	0	0	0	11	0	0	0	2	15
English (BA)	23.0101	0	0	1	0	0	0	0	0	0	2	0	0	0	1	4
Environmental Science (BS)	26.1301	0	0	1	0	0	0	0	0	0	0	0	0	0	1	2
Finance (BS)	52.0801	0	0	0	1	0	0	0	0	0	1	0	0	0	2	4
Fitness Management (BS)	31.0504	0	0	3	0	0	0	0	0	0	2	0	0	0	0	5
General Studies (AA)	24.0102	1	0	2	4	0	0	0	0	0	2	0	0	0	0	9
History (BA)	54.0101	0	0	0	0	0	0	0	0	0	1	0	0	0	0	1

INSTITUTION AND PROGRAM	C.I.P. Number	STATE OF RESIDENCE														Totals
		AK	AZ	CA	CO	HI	ID	MT	NV	NM	ND	OR	UT	WA	WY	
<b>Northern State University- cont'd</b>																
History (BSED)	54.0101	0	0	0	1	0	0	1	0	0	0	0	0	0	0	2
International Business (BA)	52.1101	0	0	0	2	0	0	0	0	0	1	0	0	0	3	
Management (BS)	52.0201	0	0	3	3	0	0	0	0	0	5	0	0	0	11	
Marketing (BS)	52.1401	0	0	1	0	0	0	0	0	0	5	0	0	1	7	
Music (BA)	50.0901	0	0	0	0	0	0	1	0	0	0	0	0	1	2	
Music- Instrumental (BME)	50.0901	1	0	0	0	0	0	0	0	0	4	0	0	0	5	
Music- Vocal (BME)	50.0901	0	0	0	0	0	0	0	0	0	1	0	0	0	1	
Physical Education (BS)	31.0501	0	0	6	0	0	1	1	0	0	0	0	0	1	9	
Physical Education (BSED)	31.0501	0	0	1	1	0	0	1	0	0	3	0	0	1	9	
Pre-Engineering (N/A)	14.0101	0	0	0	0	0	0	0	0	0	1	0	0	0	1	
Pre-Nursing (N/A)	51.1601	0	0	0	1	0	0	0	0	0	0	0	0	0	1	
Professional Accountancy (BS)	52.0301	0	0	0	0	0	0	0	0	0	4	0	0	0	4	
Psychology (BS)	42.0101	0	0	1	0	0	0	0	0	0	2	0	1	0	4	
Social Science for Teachers (BSED)	45.0101	0	0	0	0	0	0	0	0	0	1	0	0	0	1	
Social Services (AS)	44.0701	0	0	0	0	0	0	1	0	0	0	0	0	0	1	
Sociology (BA)	45.1101	0	0	14	1	1	0	1	1	0	4	0	1	1	24	
Special Education (BSED)	13.1001	0	0	0	0	0	0	0	0	0	1	0	0	0	1	
Undeclared (N/A)	24.0102	0	1	2	3	0	1	1	0	0	1	0	2	0	11	
<b>SCHOOL TOTALS</b>		<b>2</b>	<b>4</b>	<b>41</b>	<b>22</b>	<b>1</b>	<b>2</b>	<b>10</b>	<b>1</b>	<b>0</b>	<b>67</b>	<b>2</b>	<b>5</b>	<b>2</b>	<b>15</b>	<b>174</b>
<b>South Dakota School of Mines and Technology</b>																
Chemical Engineering (BS)	14.0701	0	0	0	3	0	0	4	0	0	4	1	1	1	7	21
Chemistry (BS)	40.0501	0	0	0	1	0	0	0	0	0	1	0	0	0	1	3
Civil Engineering (BS)	14.0801	4	0	0	3	0	0	4	0	0	10	1	1	2	19	44
Computer Engineering (BS)	14.0901	0	0	0	0	0	1	3	1	0	4	0	0	0	6	15
Computer Science (BS)	11.0101	0	0	0	2	0	0	1	0	0	5	0	0	0	10	18
Electrical Engineering (BS)	14.1001	0	0	1	5	0	0	4	0	0	5	2	1	1	15	34
Engineering (N/A)	14.1301	1	0	0	0	0	0	1	0	0	1	0	0	0	3	
Environmental Engineering (BS)	14.1401	0	0	0	0	0	0	0	0	0	3	0	0	0	4	
General (AA)	24.0102	0	0	0	1	0	0	0	0	0	1	0	0	0	2	
Geological Engineering (BS)	14.3901	0	0	1	2	0	0	1	1	0	3	0	0	0	10	
Geology (BS)	40.0601	0	0	1	1	0	2	1	0	1	3	0	0	0	10	

INSTITUTION AND PROGRAM	C.I.P. Number	STATE OF RESIDENCE															Totals
		AK	AZ	CA	CO	HI	ID	MT	NV	NM	ND	OR	UT	WA	WY		
<b>South Dakota School of Mines and Technology- cont'd</b>																	
Industrial Engineering (BS)	14.3501	0	1	0	2	0	0	1	0	0	5	0	0	0	8	17	
Interdisciplinary Sciences (BS)	30.9999	2	0	1	3	0	1	4	0	0	2	1	0	0	4	18	
Mechanical Engineering (BS)	14.1901	1	0	2	10	0	0	13	2	0	14	1	0	1	21	65	
Metallurgical Engineering (BS)	14.2001	1	0	0	3	0	0	0	0	0	2	0	0	0	2	8	
Mining Engineering & Mgmt (BS)	14.2101	0	0	1	0	0	0	0	0	0	2	0	1	0	4	8	
Mining Engineering (BS)	14.2101	0	0	1	0	0	0	0	0	0	0	0	0	0	0	1	
Non-Degree Special (N/A)	24.0102	1	0	3	0	0	0	1	0	0	0	0	0	1	6	12	
Physics (BS)	40.0801	0	0	0	1	0	0	0	0	0	1	0	0	0	1	3	
<b>SCHOOL TOTALS</b>		<b>10</b>	<b>1</b>	<b>11</b>	<b>37</b>	<b>0</b>	<b>4</b>	<b>38</b>	<b>4</b>	<b>1</b>	<b>66</b>	<b>6</b>	<b>4</b>	<b>6</b>	<b>108</b>	<b>296</b>	
<b>South Dakota State University</b>																	
Agricultural Education (BS)	13.1301	0	0	0	1	0	0	0	0	0	1	0	0	0	0	2	
Agronomy (BS)	01.1102	0	0	0	1	0	0	0	0	0	0	0	0	0	0	1	
Animal Sciences (BS)	01.0901	1	0	0	1	0	0	0	0	0	3	0	0	1	0	6	
Apparel Merchandising (BS)	19.0905	0	0	1	0	0	0	0	0	0	2	0	0	0	1	4	
Athletic Training (BS)	51.0913	1	0	0	1	0	0	0	1	0	2	0	0	0	0	5	
Biology (BS)	26.0101	0	2	1	0	0	0	0	0	0	1	0	1	0	0	5	
Chemistry (BS)	40.0501	0	0	0	1	0	0	0	0	0	1	0	0	0	0	2	
Civil Engineering (BS)	14.0801	0	0	0	0	0	0	0	0	0	0	0	0	1	1	2	
Communication Studies & Theatre (BS)	23.1001	0	1	0	1	0	0	0	0	0	1	0	0	1	0	4	
Construction Management (BS)	15.1001	0	0	0	0	0	0	0	0	0	0	0	0	0	1	1	
Consumer Affairs (BS)	19.0402	0	0	0	0	0	0	2	0	0	0	0	0	0	0	2	
Dairy Production (BS)	01.0905	0	0	1	0	0	0	0	0	0	2	0	0	0	0	3	
Early Childhood Education (BS)	13.1210	1	1	0	1	0	0	0	0	0	1	0	0	0	1	5	
Economics (BS)	45.0601	0	0	0	0	0	0	0	0	0	0	0	0	0	1	1	
Electrical Engineering (BS)	14.1001	0	0	3	1	0	0	0	0	0	1	0	0	0	0	5	
Electronics Engineering Technology (BS)	15.0303	0	0	1	0	0	0	0	0	0	0	0	0	0	0	1	
Engineering Physics (BS)	14.1201	0	0	0	0	0	0	1	0	0	0	0	0	0	0	1	
English (BA)	23.0101	1	1	1	0	0	0	0	0	0	1	0	0	0	0	4	
Family & Consumer Sciences Ed. (BS)	19.0401	1	0	0	0	0	0	0	0	0	0	0	0	0	0	1	
General Agriculture (BS)	01.0000	0	0	0	0	0	0	1	0	0	0	0	0	0	0	1	
General Engineering (N/A)	14.0101	0	0	0	0	0	0	0	0	0	2	0	0	0	0	2	

INSTITUTION AND PROGRAM	C.I.P. Number	STATE OF RESIDENCE														Totals
		AK	AZ	CA	CO	HI	ID	MT	NV	NM	ND	OR	UT	WA	WY	
<b>South Dakota State University- cont'd</b>																
General Studies (AA)	24.0102	0	0	0	1	0	0	0	0	0	3	0	0	0	0	4
Geography (BS)	45.0701	0	0	0	0	0	1	0	0	0	0	0	0	0	1	2
German (BA)	16.0501	0	0	0	0	0	0	0	0	0	1	0	0	0	0	1
Graphic Design (BS)	50.0409	0	0	0	0	0	0	0	0	0	1	0	0	0	0	1
Health Promotion (BS)	31.0599	0	0	0	0	0	0	0	0	0	2	0	0	0	1	3
Health, Physical Ed. & Recreation (BS)	31.0501	0	1	1	0	0	0	0	0	0	0	0	0	0	3	5
History (BS)	54.0101	0	0	4	1	0	0	0	0	0	0	0	0	0	0	5
Hotel & Foodservice Management (BS)	52.0904	0	0	0	0	0	0	0	0	0	1	0	0	0	1	2
Interior Design (BS)	50.0408	0	0	0	0	0	0	0	0	0	2	0	0	0	0	2
Journalism (BA)	09.0401	0	0	0	0	0	0	0	0	0	1	0	0	0	0	1
Journalism (BS)	09.0401	0	0	0	0	0	0	0	0	0	2	0	0	0	1	3
Landscape Design (BS)	01.0605	0	0	0	0	0	0	0	0	0	0	0	0	0	1	1
Manufacturing Engineering Technology (BS)	15.0613	0	0	0	0	0	0	1	0	0	0	0	0	0	0	1
Mathematics (BS)	27.0101	0	0	1	0	0	0	0	0	0	1	0	0	0	1	3
Mechanical Engineering (BS)	14.1901	0	0	1	1	0	0	0	1	0	1	0	0	0	0	4
Microbiology (BS)	26.0502	0	0	1	1	0	0	0	0	0	0	0	0	0	0	2
Not Seeking A Degree (N/A)	24.0102	0	0	1	1	0	1	0	0	0	5	0	0	0	0	8
Nursing (BS)	51.1601	0	0	0	0	0	0	0	0	1	3	0	0	1	6	11
Pharmaceutical Sciences (BS)	51.2003	0	0	0	0	0	0	0	0	0	1	0	0	0	0	1
Physics (BS)	40.0801	0	0	0	0	0	0	0	0	0	0	0	0	0	1	1
Political Science (BA)	45.1001	0	0	1	0	0	0	0	0	0	0	0	0	0	0	1
Political Science (BS)	45.1001	0	0	1	0	0	0	0	0	0	0	0	0	0	2	3
Pre-Economics (N/A)	45.0601	0	0	3	2	0	0	0	0	0	3	0	0	0	3	11
Pre-Medicine (N/A)	51.1102	0	0	0	0	0	0	0	0	0	0	0	0	0	1	1
Pre-Nursing (N/A)	51.1601	1	0	3	0	0	1	0	1	0	2	0	2	1	4	15
Pre-Pharmacy (N/A)	51.1103	1	1	0	1	0	0	1	0	0	2	0	0	0	1	7
Pre-Veterinary Medicine (N/A)	51.1104	0	0	0	0	0	0	1	0	0	0	0	0	0	0	1
Psychology (BS)	42.0101	0	1	1	0	0	0	0	0	0	1	1	0	1	0	5
RN Upward Mobility (BS)	51.1601	1	0	0	0	0	0	1	0	0	5	0	0	0	1	8
Secondary Education (N/A)	13.1205	0	0	0	0	0	0	0	0	1	0	0	0	0	1	2
Sociology (BS)	45.1101	0	0	1	1	0	0	0	0	0	0	0	0	0	0	2
Software Engineering (BS)	14.0903	0	0	0	0	0	0	1	0	0	0	0	0	0	0	1
Undeclared (N/A)	24.0102	0	0	1	1	0	1	0	0	0	2	0	0	0	1	6

INSTITUTION AND PROGRAM	C.I.P. Number	STATE OF RESIDENCE															Totals
		AK	AZ	CA	CO	HI	ID	MT	NV	NM	ND	OR	UT	WA	WY		
<b>South Dakota State University- cont'd</b>																	
Wildlife & Fisheries Sciences (BS)	03.0601	0	0	0	0	0	0	0	0	0	10	0	0	0	0	10	
<b>SCHOOL TOTALS</b>		<b>8</b>	<b>8</b>	<b>28</b>	<b>18</b>	<b>0</b>	<b>4</b>	<b>9</b>	<b>3</b>	<b>2</b>	<b>67</b>	<b>1</b>	<b>3</b>	<b>6</b>	<b>35</b>	<b>192</b>	
<b>University of South Dakota</b>																	
Alcohol & Drug Abuse Studies (BS)	51.1501	0	0	0	0	0	0	0	0	0	0	0	0	0	1	1	
Art (BFA)	50.0701	0	0	1	0	0	0	0	0	0	1	0	1	0	1	4	
Biology (BA)	26.0101	0	0	0	0	0	0	0	0	0	0	0	0	0	1	1	
Biology (BS)	26.0101	0	0	2	1	0	0	1	0	0	0	1	0	0	0	5	
Business-Management (BBA)	52.0201	0	0	0	1	0	0	0	0	0	1	0	0	0	0	2	
Contemporary Media & Journalism (BA)	09.0102	0	0	1	1	0	0	0	0	0	1	0	0	0	1	4	
Contemporary Media & Journalism (BS)	09.0102	0	0	0	0	0	0	0	0	0	0	0	0	0	1	1	
Criminal Justice Studies (BA)	43.0104	0	0	1	1	0	0	0	0	0	1	0	0	0	1	4	
Criminal Justice Studies (BS)	43.0104	0	0	1	3	0	0	0	0	0	0	0	0	1	0	5	
Earth Science (BS)	40.0601	0	0	0	0	0	0	0	0	0	0	0	0	0	1	1	
Elementary Education (BSED)	13.1202	0	1	1	0	0	0	0	0	0	1	0	0	0	0	3	
Elementary Education (N/A)	13.1202	0	3	0	0	0	0	0	0	0	1	0	0	0	1	5	
English (BA)	23.0101	0	0	1	1	0	0	0	0	0	0	0	0	0	1	3	
English Education (BSED)	13.1305	0	0	0	0	0	0	0	0	0	0	0	0	0	1	1	
Finance (BBA)	52.0801	0	0	0	0	0	0	0	0	0	0	0	0	0	1	1	
French Studies (BA)	16.0901	0	0	0	1	0	0	0	0	0	0	0	0	0	0	1	
History (BA)	54.0101	0	0	0	0	0	0	0	0	0	1	0	0	1	0	2	
History (BS)	54.0101	0	0	2	0	0	0	0	0	0	0	0	0	0	0	2	
Mathematics (BS)	27.0101	1	0	0	0	0	0	0	0	0	0	0	0	0	0	1	
Music Education (BM)	13.1312	0	0	0	1	0	0	0	0	0	0	0	0	0	0	1	
Music Performance (BM)	50.0903	0	0	0	0	0	0	0	0	0	1	0	0	0	0	1	
Not Seeking a Degree (N/A)	24.0102	0	0	0	0	0	0	0	0	0	1	0	0	0	0	1	
Nursing (AS)	51.1601	0	0	1	0	1	0	2	0	0	1	2	0	1	7	15	
Nursing (N/A)	51.1601	1	0	2	1	0	0	0	0	0	0	0	0	0	2	6	
Physical Education (N/A)	13.1314	0	0	1	0	0	0	1	0	0	0	0	0	0	0	2	
Physician Assistant Studies (BS)	51.0912	0	0	0	0	0	0	0	0	0	2	0	0	0	0	2	
Political Science (BA)	45.1001	0	0	0	0	0	0	0	0	0	0	1	1	0	0	2	
Political Science (BS)	45.1001	1	0	0	0	0	0	0	0	0	0	0	0	0	0	1	

INSTITUTION AND PROGRAM	C.I.P. Number	STATE OF RESIDENCE															Totals
		AK	AZ	CA	CO	HI	ID	MT	NV	NM	ND	OR	UT	WA	WY		
<b>University of South Dakota- cont'd</b>																	
Pre-Business (N/A)	52.0201	0	0	2	4	0	0	0	0	0	0	0	0	0	1	7	
Pre-Dental Hygiene (N/A)	51.0602	0	0	0	0	0	0	0	0	0	1	0	0	1	1	3	
Pre-Medicine (N/A)	51.1102	0	0	0	0	0	0	1	0	0	0	0	0	0	0	1	
Pre-Physical Therapy (N/A)	51.2308	0	0	0	1	0	0	1	0	0	0	0	0	0	1	3	
Psychology (BA)	42.0101	0	0	1	1	0	0	0	0	0	0	0	0	0	0	2	
Psychology (BS)	42.0101	0	1	1	0	0	0	0	1	0	0	0	0	0	0	3	
Recreation (BS)	31.0101	0	0	0	2	0	0	0	0	0	0	0	0	0	0	2	
Social Work (BS)	51.1503	1	0	0	0	0	0	0	0	0	1	0	0	0	0	2	
Sociology (BA)	45.1101	0	0	2	0	0	0	0	0	0	0	0	0	0	0	2	
Spanish (BA)	16.0905	0	0	1	0	0	0	0	0	0	0	0	0	0	0	1	
Speech Communication (BA)	13.1331	0	0	0	1	0	0	0	0	0	2	0	0	0	0	3	
Speech Communication (BS)	13.1331	0	0	0	0	0	0	0	0	1	0	0	0	0	0	1	
Theatre (BFA)	50.0501	0	0	0	1	0	0	0	0	0	0	0	0	0	0	1	
Undeclared (N/A)	24.0102	0	1	3	4	0	0	1	1	0	0	0	0	0	3	13	
<b>SCHOOL TOTALS</b>		<b>4</b>	<b>6</b>	<b>24</b>	<b>25</b>	<b>1</b>	<b>0</b>	<b>7</b>	<b>2</b>	<b>1</b>	<b>16</b>	<b>4</b>	<b>2</b>	<b>4</b>	<b>26</b>	<b>122</b>	
<b>SOUTH DAKOTA TOTALS</b>		<b>27</b>	<b>27</b>	<b>133</b>	<b>137</b>	<b>5</b>	<b>15</b>	<b>130</b>	<b>13</b>	<b>8</b>	<b>255</b>	<b>18</b>	<b>17</b>	<b>26</b>	<b>497</b>	<b>1,308</b>	

INSTITUTION AND PROGRAM	C.I.P. Number	STATE OF RESIDENCE														Totals
		AK	AZ	CA	CO	HI	ID	MT	NV	NM	ND	OR	SD	WA	WY	
<b>UTAH TWO-YEAR INSTITUTIONS (4)</b>																
<b>College of Eastern Utah</b>																
Art (AS)	50.0701	0	0	0	0	0	1	0	0	0	0	0	0	0	0	1
Business Administration (AS)	52.0201	0	0	0	0	0	1	1	0	0	0	0	0	0	0	2
Cosmetology (AAS)	12.0403	0	0	0	0	0	0	0	1	0	0	0	0	0	0	1
Criminal Justice (AS/AA)	43.0104	0	0	0	0	0	0	0	1	0	0	0	0	0	1	2
Education, General (AS)	13.0101	0	0	0	0	0	1	0	0	0	0	0	0	0	0	1
Engineering Science (AS)	14.0101	0	0	0	0	0	2	0	0	0	0	0	0	0	0	2
English (AS/AA)	23.0101	0	0	0	0	1	0	0	0	0	0	0	0	0	1	2
General Education (AS)	24.0102	1	0	0	1	0	4	0	3	0	0	0	0	3	1	13
Music (AA)	50.0901	0	0	0	1	0	0	0	1	0	0	0	0	0	0	2
Pre-Dentistry (AS)	51.1101	1	0	0	0	0	1	0	0	0	0	0	0	0	0	2
Pre-Law (AS)	22.0102	0	0	0	0	0	0	0	0	0	0	0	0	0	1	1
Pre-Medicine (AS)	51.1102	0	0	0	0	0	1	0	1	0	0	0	0	0	1	3
Pre-Physical Therapy (AS)	51.1199	0	0	0	0	0	1	0	0	0	0	0	0	0	0	1
Pre-Radiology (AS)	51.1199	0	0	0	0	0	0	0	0	0	0	0	0	0	1	1
Psychology (AA/AGS)	42.0101	0	0	0	0	0	2	0	0	0	0	0	0	0	0	2
Social Services (AS)	44.0701	0	0	0	0	0	0	0	0	0	0	0	0	1	0	1
Theatre Arts (AA)	50.0501	0	0	0	0	0	0	0	0	0	0	0	0	0	1	1
<b>SCHOOL TOTALS</b>		<b>2</b>	<b>0</b>	<b>0</b>	<b>2</b>	<b>1</b>	<b>14</b>	<b>1</b>	<b>7</b>	<b>0</b>	<b>0</b>	<b>0</b>	<b>0</b>	<b>4</b>	<b>7</b>	<b>38</b>
<b>Dixie State College of Utah</b>																
Accounting (AS)	52.0301	0	0	0	0	0	0	0	1	0	0	0	0	0	0	1
Aerospace Engineering (BS)	14.0201	0	0	0	0	1	0	0	0	0	0	0	0	0	0	1
Architectural Drafting Tech. (AS)	48.0102	0	1	0	0	0	0	0	0	0	0	0	0	0	0	1
Biology (AS)	26.0101	0	1	0	0	0	5	0	0	1	0	0	0	1	0	8
Business Administration (AS)	52.0201	1	1	0	2	0	2	0	1	0	0	0	0	1	0	8
Business Management (AS)	52.0201	1	1	0	1	0	0	0	1	2	0	0	0	1	0	7
Dental Hygiene (BS)	51.0602	0	0	0	0	0	0	0	0	0	0	0	0	0	1	1
Elementary Education (AS)	13.1202	0	0	0	1	0	1	1	1	0	0	0	0	0	0	4
Elementary Education (BS)	13.1202	0	0	0	1	0	0	0	0	0	0	0	0	0	0	1



INSTITUTION AND PROGRAM	C.I.P. Number	STATE OF RESIDENCE														Totals
		AK	AZ	CA	CO	HI	ID	MT	NV	NM	ND	OR	SD	WA	WY	
<b>Dixie State College of Utah- cont'd</b>																
Engineering (AS)	14.0101	0	0	0	0	1	0	0	0	0	0	0	0	0	0	1
Fashion Retail Management (AS)	08.0705	0	0	0	0	0	1	0	0	0	0	0	0	1	0	2
Film Studies\Motion Picture Production (AS)	09.0702	0	0	0	0	0	0	0	0	0	0	0	0	1	0	1
General Education (AA)	24.0102	0	1	0	0	1	1	0	0	0	0	1	0	1	0	5
General Education (AS)	24.0102	1	3	0	2	2	4	0	6	0	0	1	0	3	0	22
Graphic Design (AAS)	50.0402	0	0	0	0	0	1	0	0	0	0	0	0	0	0	1
Health Occupations, General (AS)	51.1199	1	0	0	2	0	7	0	3	1	0	0	0	1	2	17
Journalism Broadcasting (AS)	09.0402	0	0	0	0	0	1	0	1	0	0	0	0	0	0	2
Music (AA)	50.0901	0	1	0	0	0	2	0	0	0	0	0	0	1	0	4
Natural Resources (AS)	03.0101	0	0	0	0	0	0	0	0	0	0	0	0	0	1	1
Phlebotomy (Cert)	51.1009	1	0	0	0	0	0	0	0	0	0	0	0	0	0	1
Photography (AA)	50.0605	0	0	0	0	0	0	0	1	0	0	0	0	0	0	1
Physical Education (AS)	36.0108	0	1	0	0	0	2	0	2	0	0	0	0	0	0	5
Pre-Engineering (AS)	14.0101	0	0	0	0	0	0	0	0	0	0	0	0	1	0	1
Pre-Law (AS)	22.0102	0	0	0	1	0	0	0	1	0	0	0	0	0	0	2
Psychology (AS)	42.0101	1	0	0	0	0	0	0	0	0	0	0	0	0	2	3
Recreation Management (BA)	31.0301	0	0	0	0	0	0	0	0	0	0	0	0	1	0	1
Secondary Education (AA)	13.1205	0	0	0	0	0	0	0	1	0	0	0	0	1	0	2
Speech & Mass Communication (AS)	09.0101	0	0	0	0	1	0	0	0	0	0	0	0	1	0	2
Teacher Education (BA)	13.1206	0	0	0	0	0	1	0	0	0	0	0	0	0	0	1
Theatre Arts (AA)	50.0501	0	0	0	0	0	1	0	0	0	0	0	0	0	0	1
Visual Technology (AS)	50.0401	0	0	0	1	0	0	0	0	0	0	0	0	0	0	1
<b>SCHOOL TOTALS</b>		<b>6</b>	<b>10</b>	<b>0</b>	<b>11</b>	<b>6</b>	<b>29</b>	<b>1</b>	<b>19</b>	<b>4</b>	<b>0</b>	<b>2</b>	<b>0</b>	<b>15</b>	<b>6</b>	<b>109</b>
<b>Salt Lake Community College</b>																
American Sign Language (AA)	16.1601	0	0	0	0	0	0	0	0	0	0	0	1	0	0	1
Architectural Technology (AAS)	15.0101	0	0	0	0	0	0	0	0	0	0	0	0	0	1	1
Aviation Maintenance (AS)	49.0104	0	0	0	0	0	1	0	0	0	0	0	0	0	0	1
Aviation Maintenance Technology (AAS)	47.0607	0	0	0	0	0	0	1	0	0	0	0	0	0	1	2
Business (AS)	52.0101	0	0	0	1	0	1	1	0	0	0	0	0	0	1	4
Computer Science (AS)	11.0101	0	0	0	0	0	1	0	0	0	0	0	0	0	0	1
Cosmetology (AAS)	12.0403	0	0	0	0	0	0	0	1	0	0	0	0	0	1	2

INSTITUTION AND PROGRAM	C.I.P. Number	STATE OF RESIDENCE														Totals
		AK	AZ	CA	CO	HI	ID	MT	NV	NM	ND	OR	SD	WA	WY	
<b>Salt Lake Community College- cont'd</b>																
Electronics Technology (AS)	47.0199	0	0	0	0	0	0	0	0	1	0	0	0	0	0	1
Engineering Computer Science (APE)	11.0701	0	0	0	0	0	0	0	0	1	0	0	0	0	0	1
English (AS/AA)	23.0101	0	0	0	0	0	1	0	0	0	0	0	0	0	0	1
Finance and Credit (AAS)	52.0801	0	0	0	1	0	0	0	0	0	0	0	0	0	0	1
General Studies (AS)	24.0101	0	0	0	0	0	1	0	0	1	0	0	0	1	1	4
General Studies Transfer (N/A)	24.0102	1	0	0	0	0	0	0	0	0	0	0	0	0	0	1
General Studies- Undecided (AS)	24.0102	0	0	0	3	0	2	0	0	0	0	0	1	2	0	8
Health Science (AS)	34.0199	0	0	0	0	1	4	0	0	0	0	1	0	0	1	7
History (AA/BA)	54.0101	0	0	0	0	0	1	0	0	0	0	0	0	0	0	1
Interior Design (Cert)	20.0501	0	0	0	0	0	0	0	1	0	0	0	0	0	0	1
Marketing Management (AAS)	52.1401	0	0	0	0	0	1	0	0	0	0	0	0	0	0	1
Pre-Teacher Education (AS)	13.0101	0	0	0	0	0	1	0	0	0	0	0	0	0	0	1
Psychology (AS)	42.0101	2	0	0	0	0	0	0	0	0	0	0	0	0	0	2
Visual Art, Multimedia (AAS)	11.0801	0	0	0	1	0	0	0	0	0	0	0	0	0	0	1
<b>SCHOOL TOTALS</b>		<b>3</b>	<b>0</b>	<b>0</b>	<b>6</b>	<b>1</b>	<b>14</b>	<b>2</b>	<b>2</b>	<b>3</b>	<b>0</b>	<b>1</b>	<b>2</b>	<b>3</b>	<b>6</b>	<b>43</b>
<b>Snow College</b>																
Architecture (AS)	04.9999	0	0	0	0	0	1	0	0	0	0	0	0	0	0	1
Biology (AS)	26.0101	0	0	0	0	0	0	0	1	0	0	0	0	0	0	1
Business (AA)	52.0101	0	0	0	0	0	0	0	1	0	0	0	0	0	0	1
Business Administration (AS)	52.0201	0	0	0	0	0	2	0	0	0	0	0	0	1	0	3
Computer Science (AS)	11.0701	0	0	0	0	0	1	0	0	0	0	0	0	0	0	1
Education (AS/AA/AAS)	13.0101	0	1	0	0	0	0	0	0	0	0	0	0	0	0	1
Elementary Education (AS)	13.1202	0	0	0	2	0	0	0	0	0	0	0	0	0	1	3
Engineering (AS)	14.0101	0	0	0	0	0	0	0	0	0	0	2	0	0	0	2
English (AS/AA)	23.0101	0	0	0	0	0	1	0	0	0	0	0	0	0	0	1
General Studies (AA)	24.0102	0	0	0	0	0	0	0	1	0	0	0	0	0	0	1
General Studies (AS)	24.0102	0	0	0	2	0	6	0	2	0	0	0	0	3	2	15
Medical Technology (AS)	51.1005	0	1	0	1	0	0	0	0	0	0	0	0	0	0	2
Microbiology (AS)	26.0502	0	0	0	1	0	0	0	0	0	0	0	0	0	0	1
Music (AS)	50.0901	0	0	0	0	0	0	0	1	0	0	0	0	0	0	1
Nursing (AS)	51.1601	0	0	0	0	0	2	0	0	0	0	0	0	0	0	2

INSTITUTION AND PROGRAM	C.I.P. Number	STATE OF RESIDENCE														Totals
		AK	AZ	CA	CO	HI	ID	MT	NV	NM	ND	OR	SD	WA	WY	
<b>Snow College- cont'd</b>																
Physical Therapy (AS)	51.2308	0	0	0	1	0	1	0	0	0	0	0	0	0	1	3
Physics (AS)	40.0801	0	0	0	0	0	0	0	0	0	0	1	0	0	0	1
Pre-Medical (AS/AA)	51.1102	0	1	0	0	0	3	0	0	0	0	0	0	0	0	4
Pre-Pharmacy (AA)	51.1103	0	0	0	0	0	1	0	0	0	0	0	0	0	0	1
Psychology (AS)	42.0101	0	0	0	0	0	0	0	0	0	0	0	0	0	1	1
Secondary Education (AS)	13.1205	0	0	0	0	0	0	0	1	0	0	0	0	0	0	1
Social Work (AS)	44.0701	0	0	0	0	0	0	0	0	0	0	0	0	0	1	1
<b>SCHOOL TOTALS</b>		<b>0</b>	<b>3</b>	<b>0</b>	<b>7</b>	<b>0</b>	<b>18</b>	<b>0</b>	<b>7</b>	<b>0</b>	<b>0</b>	<b>3</b>	<b>0</b>	<b>4</b>	<b>6</b>	<b>48</b>
<b>UTAH TWO-YEAR INSTITUTIONS TOTALS</b>		<b>11</b>	<b>13</b>	<b>0</b>	<b>26</b>	<b>8</b>	<b>75</b>	<b>4</b>	<b>35</b>	<b>7</b>	<b>0</b>	<b>6</b>	<b>2</b>	<b>26</b>	<b>25</b>	<b>238</b>
<b>UTAH FOUR-YEAR INSTITUTIONS (5)</b>																
<b>Southern Utah University</b>																
Agriculture Science and Industries (BIS)	02.0101	0	0	0	0	0	0	0	2	0	0	0	0	0	0	2
Art (BS/BA)	50.0701	0	0	0	0	0	0	1	1	0	0	0	0	0	1	3
Athletic Training Probationary (BS)	31.0503	0	0	0	0	0	0	0	0	1	0	0	0	0	0	1
Biology (BA/BS)	26.0101	0	2	0	0	0	0	0	0	0	0	0	0	0	0	2
Biology/Zoology (BS)	26.0101	1	1	0	0	0	3	0	8	0	0	0	0	0	1	14
Chemistry (BS)	40.0501	0	1	0	0	0	0	0	2	0	0	0	0	0	0	3
Chemistry Health Care (BS)	40.0501	0	0	0	0	0	0	0	1	0	0	0	0	0	0	1
Communication (BA/BS)	09.0101	1	3	0	1	1	1	0	3	0	0	0	0	0	0	10
Computer Science (BA)	11.0701	0	1	0	0	0	0	0	0	0	0	0	0	0	0	1
Construction Management (BS)	46.0412	0	1	0	0	0	0	0	0	0	0	0	0	0	0	1
Criminal Justice (BS)	43.0104	1	0	0	0	0	0	0	0	0	0	1	0	0	1	3
Dance (BS)	50.0301	0	0	0	0	0	1	0	2	0	0	0	0	0	0	3
Dance Education (BA/BS)	13.1324	0	0	0	0	0	0	0	1	0	0	1	0	0	0	2
Economics (BA/BS)	45.0601	0	0	0	0	0	0	0	1	0	0	0	0	0	0	1
English (BA)	23.0101	0	0	0	0	0	0	0	2	1	0	1	0	0	0	4
Family and Consumer Science (BS)	19.0101	0	0	0	1	0	0	0	4	0	0	0	0	1	0	6
Finance (BS/BA)	52.0801	0	0	0	0	0	0	0	4	0	0	0	0	0	0	4
Graphic Design (BS)	50.0409	0	0	0	0	1	0	0	0	0	0	0	0	0	0	1

INSTITUTION AND PROGRAM	C.I.P. Number	STATE OF RESIDENCE														Totals
		AK	AZ	CA	CO	HI	ID	MT	NV	NM	ND	OR	SD	WA	WY	
<b>Southern Utah University- cont'd</b>																
History (AA/BA)	45.0801	0	0	0	0	0	0	0	5	0	0	0	0	0	1	6
Information Systems (BS)	11.0401	0	0	0	0	0	0	0	1	0	0	0	0	0	0	1
Integrated Engineering (BS)	14.1301	0	0	0	0	0	1	0	1	0	0	0	0	0	0	2
Management (ABUS)	52.0201	0	0	0	1	0	0	0	5	0	0	0	0	0	1	7
Marketing (BS/BA)	52.1401	0	0	0	0	0	0	0	2	0	0	0	0	0	0	2
Math (BS)	27.0101	0	1	0	0	0	0	0	2	1	0	0	0	0	0	4
Mathematics Education (BS)	13.1311	0	1	0	0	0	0	0	2	0	0	0	0	0	0	3
Music (BS)	50.0901	0	1	0	0	0	0	0	1	0	0	0	0	0	1	3
Music, Education (BM)	13.1312	0	0	0	0	0	0	0	3	0	0	0	0	0	0	3
Physical Education (BS)	13.1314	1	3	0	1	0	2	0	5	0	0	0	0	0	1	13
Political Science (BA/BS)	45.1001	0	0	0	0	0	0	0	4	0	0	0	0	0	0	4
Pre-Business (N/A)	52.0201	0	0	0	2	0	0	0	1	0	0	0	0	0	0	3
Pre-Chemistry (BS/BA)	40.0501	0	0	0	0	0	0	0	2	1	0	0	0	0	0	3
Pre-Medicine (PD)	51.1102	0	0	0	0	0	0	0	1	1	0	0	0	0	0	2
Pre-Pharmacy (N/A)	51.1103	0	1	0	0	0	0	0	0	0	0	0	0	0	0	1
Psychology (BA/BS)	42.0101	1	0	0	1	0	1	0	4	0	0	0	0	0	1	8
Social Science Education (BSED)	13.1317	0	0	0	0	0	0	0	1	0	0	0	0	0	0	1
Sociology (BA/BS)	45.1101	0	0	0	0	0	0	0	0	0	1	0	0	0	0	1
Special Education (BA)	13.1001	0	0	0	0	0	0	0	1	0	0	0	0	0	1	2
Theatre Arts (BS)	50.0501	0	1	0	1	0	0	1	4	1	0	0	0	0	1	9
<b>SCHOOL TOTALS</b>		<b>5</b>	<b>17</b>	<b>0</b>	<b>8</b>	<b>2</b>	<b>9</b>	<b>2</b>	<b>76</b>	<b>6</b>	<b>1</b>	<b>3</b>	<b>0</b>	<b>1</b>	<b>10</b>	<b>140</b>
<b>University of Utah</b>																
Anthropology (BA/BS)	45.0201	0	0	0	0	0	1	0	0	0	0	0	0	0	0	1
Architectural Studies (BA/BS)	04.0201	0	1	0	0	0	0	0	0	0	0	1	0	0	1	3
Ballet (BA/BS)	50.0302	0	0	0	0	1	0	1	0	0	0	1	1	1	0	5
Biology (BS)	26.0101	0	0	0	1	1	4	0	0	0	0	0	0	0	2	8
Chemical Engineering (BA/BS)	14.0701	0	0	0	0	0	2	0	0	0	0	0	0	0	0	2
Chemistry (BA/BS)	40.0501	0	0	0	1	0	1	0	0	0	0	0	0	0	0	2
Civil Engineering (BA/BS)	14.0801	1	0	0	0	0	0	0	0	0	0	1	0	0	0	2
Computer Engineering (BS)	14.0901	0	0	0	0	0	1	0	0	0	0	0	0	0	0	1
Economics (BA/BS)	45.0601	0	0	0	0	1	1	0	0	0	0	0	2	0	0	4

INSTITUTION AND PROGRAM	C.I.P. Number	STATE OF RESIDENCE														Totals
		AK	AZ	CA	CO	HI	ID	MT	NV	NM	ND	OR	SD	WA	WY	
<b>University of Utah- cont'd</b>																
Electrical Engineering (BS)	14.1001	0	0	0	0	0	1	0	0	0	0	0	0	0	0	1
English (AA/BA)	23.0101	0	0	0	0	0	0	0	1	0	0	0	0	0	1	2
Environmental Studies (BA)	03.0103	0	0	0	0	0	1	0	0	0	0	0	0	0	0	1
Exercise & Sports Sciences (BA/BS)	31.0505	3	0	0	0	2	1	0	0	0	0	1	0	0	2	9
Film Studies (BA/BS)	50.0601	1	0	0	0	0	1	0	1	0	0	0	1	0	0	4
French (BA/BS)	16.0901	0	1	0	0	0	0	0	0	0	0	0	0	0	0	1
Geography (BA/BS)	45.0701	0	0	0	1	0	0	0	0	0	0	1	0	0	1	3
Health Promotions (BA/BS)	51.0000	0	0	0	0	0	1	0	0	0	0	0	0	0	0	1
History (BA/BS)	54.0101	0	0	0	3	0	0	0	0	0	0	1	0	0	0	4
Human Development/Family Studies (BA/BS)	19.0701	0	0	0	0	0	1	0	0	0	0	1	0	0	0	2
International Studies (BA/BS)	45.0901	0	0	0	1	0	0	0	0	0	0	0	0	0	0	1
Math (BA/BS)	27.0101	0	0	0	1	0	0	0	0	0	0	0	0	1	0	2
Mechanical Engineering (BS)	14.1901	1	0	0	0	0	0	0	2	0	0	0	0	0	0	3
Medical Lab Science (BS)	51.0801	0	0	0	0	0	1	0	0	0	0	0	0	0	0	1
Metallurgy Engineering (BS)	14.2001	1	0	0	0	0	0	0	0	0	0	0	0	0	0	1
Meteorology (BS)	40.0404	0	0	0	2	0	0	1	0	0	0	0	0	0	0	3
Middle Eastern Studies (BA/BS)	05.0108	0	0	0	1	0	0	0	0	0	0	0	0	0	0	1
Mining Engineering (BS MN)	14.2101	0	0	0	0	0	0	0	2	0	0	0	0	0	0	2
Modern Dance (BFA)	50.0301	1	0	0	2	0	1	0	1	2	0	2	0	3	3	15
Music (BA)	50.0901	0	0	0	0	0	2	0	0	0	0	0	0	0	0	2
Parks Recreation & Tourism (BA/BS)	31.0101	0	0	0	1	0	1	0	0	0	1	1	0	0	1	5
Physics (BS)	40.0801	0	0	0	0	0	1	0	0	0	0	0	0	0	0	1
Political Science (BA)	45.1001	1	0	0	1	0	0	1	2	0	0	0	0	1	0	6
Pre-Dentistry (BS)	51.1101	0	0	0	0	0	0	0	0	0	0	0	0	0	1	1
Pre-Medicine (BS)	51.1102	0	0	0	0	0	3	0	0	0	0	0	0	0	1	4
Social Science (BA/BS)	45.0101	0	0	0	0	0	1	0	0	0	0	0	0	1	0	2
Social Work (BS)	44.0701	0	0	0	1	0	0	0	0	0	0	0	0	0	1	2
Spanish (BS)	16.0905	0	0	0	0	0	1	1	0	0	0	1	0	0	1	4
Theater (BA)	50.0501	0	0	0	1	0	1	1	0	0	0	0	1	0	2	6
Undeclared (BA)	99.9999	0	0	0	0	0	1	1	0	0	0	1	0	1	1	5
Urban Planning (BA/BS)	45.1201	0	0	0	0	0	0	0	0	0	0	0	2	0	0	2
<b>SCHOOL TOTALS</b>		<b>9</b>	<b>2</b>	<b>0</b>	<b>17</b>	<b>5</b>	<b>29</b>	<b>6</b>	<b>9</b>	<b>2</b>	<b>1</b>	<b>12</b>	<b>7</b>	<b>8</b>	<b>18</b>	<b>125</b>

INSTITUTION AND PROGRAM	C.I.P. Number	STATE OF RESIDENCE														Totals
		AK	AZ	CA	CO	HI	ID	MT	NV	NM	ND	OR	SD	WA	WY	
<b>Utah State University</b>																
Accounting (BS/BA)	52.0301	0	0	0	0	0	1	0	1	0	0	0	0	1	0	3
Aerospace Engineering (BS)	14.0201	1	0	0	0	0	0	0	0	0	0	0	0	0	1	2
Agribusiness (BS)	01.0101	0	0	0	0	0	2	0	1	0	0	0	0	0	0	3
Agricultural Education (BS)	13.1301	0	0	0	0	0	1	1	0	0	0	0	0	0	1	3
Agricultural Machinery Technology (BS)	01.0201	0	0	0	0	0	2	0	0	0	0	0	0	0	0	2
Agricultural Systems Technology (BS)	01.0301	0	0	0	0	0	0	0	0	0	0	1	0	0	0	1
Agriculture Economics (BS)	01.0103	0	0	0	1	0	0	0	0	0	0	1	0	0	0	2
Animal Sciences (BS)	02.0201	1	0	0	0	0	3	0	1	0	0	1	0	1	0	7
Anthropology (BA/BS)	45.0201	0	0	0	0	0	0	0	0	0	0	0	0	1	0	1
Art (BS)	24.0101	0	0	0	0	0	0	0	0	0	0	0	0	1	1	2
Asian Studies (BA)	05.0103	1	0	0	0	0	0	0	0	0	0	0	0	0	0	1
Aviation Technology- Professional Pilot (BS)	49.0102	2	0	0	0	0	2	0	1	1	0	0	0	0	0	6
Biological Engineering (BS)	14.0301	0	0	0	0	0	1	0	0	0	0	0	0	0	0	1
Biology (BA/BS)	26.0101	1	0	0	2	0	3	1	0	0	0	0	0	0	1	8
Bioveterinary Science (AST)	51.1104	0	1	0	1	0	3	0	0	0	0	0	0	0	1	6
Business Administration (BA/BS)	52.0101	0	0	0	1	0	0	0	0	0	0	0	0	1	0	2
Business Information Technology & Ed. (BS)	13.1303	0	0	0	0	0	0	0	0	0	0	0	0	0	1	1
Chemistry (BA/BS)	40.0501	0	0	0	0	0	1	0	0	0	0	0	0	0	1	2
Civil Engineering (BS)	14.0801	0	0	0	0	0	1	0	2	0	0	0	0	0	1	4
Communication Disorders (BA)	51.0201	0	0	0	0	0	0	1	0	0	0	0	0	0	1	2
Computer Assisted Drafting (AAS)	15.1601	0	0	0	0	0	1	0	0	0	0	0	0	0	0	1
Computer Engineering (BS)	14.0901	0	0	0	0	0	1	0	0	0	0	0	0	0	0	1
Computer Science (BA)	11.0701	0	0	0	0	0	1	0	0	0	0	1	0	0	0	2
Crop Science (BS)	02.0402	0	0	0	0	0	2	0	0	0	0	0	0	0	0	2
Dairy Science (BS AnSc)	01.0905	0	0	0	0	0	1	0	0	0	0	0	0	0	0	1
Economics (BS)	45.0601	0	0	0	0	0	0	0	0	0	0	0	0	0	1	1
Electrical Engineering (BSEE)	14.1001	1	0	0	0	0	0	0	0	0	0	1	0	1	0	3
Elementary Education (BSEd)	13.1202	2	0	0	1	0	5	1	1	0	0	0	0	2	0	12
English (BS)	23.0101	1	0	0	1	0	2	0	0	0	0	1	0	0	1	6
Family & Consumer Science Education (BS)	19.0101	1	0	0	0	0	0	0	0	0	0	0	0	0	0	1
Family, Consumer & Human Development (BS)	19.0701	1	0	0	0	0	0	1	0	0	0	0	0	1	0	3
Finance (BS)	52.0801	0	1	0	0	0	0	0	0	0	0	0	0	0	1	2
Fisheries Biology (BS)	26.0607	1	0	0	0	0	0	0	0	0	0	0	0	0	0	1

INSTITUTION AND PROGRAM	C.I.P. Number	STATE OF RESIDENCE														Totals
		AK	AZ	CA	CO	HI	ID	MT	NV	NM	ND	OR	SD	WA	WY	
<b>Utah State University- cont'd</b>																
French Teaching (BA)	13.1325	0	0	0	0	0	0	0	0	1	0	0	0	0	0	1
General Business (BS)	52.0201	0	0	0	0	0	3	0	0	0	0	1	0	0	1	5
General Engineering (BS)	14.0101	1	0	0	0	0	0	0	0	0	0	0	0	1	1	3
Geography (BS)	45.0701	1	0	0	0	0	0	0	0	0	0	0	0	0	0	1
Health Education Specialist (BS)	13.1307	0	0	0	0	0	1	0	0	0	0	0	0	0	0	1
History (BS)	45.0801	1	0	0	0	0	2	1	0	0	0	0	0	0	0	4
Horticulture (BS)	01.0601	0	0	0	0	0	3	0	0	0	0	0	0	0	0	3
Interior Design (BS)	50.0408	0	1	0	1	0	1	1	0	0	0	0	0	0	0	4
Journalism/Communications (BS)	09.0401	0	1	0	0	0	2	0	0	1	0	0	0	0	2	6
Landscape Architecture (BLA)	04.0601	0	0	0	0	0	0	0	0	0	0	1	0	0	1	2
Law & Constitutional Studies (BS)	45.1002	0	0	0	0	0	1	0	0	0	0	0	0	0	0	1
Liberal Arts & Sciences (BA/BS)	24.0101	0	0	0	1	0	0	0	0	0	0	0	0	0	1	2
Management (BS/BA)	52.0101	1	0	0	0	0	0	0	0	0	0	1	0	0	0	2
Marketing (BS)	52.1401	1	0	0	0	0	0	0	0	0	0	1	0	0	0	2
Mechanical Engineering (BS)	14.1901	1	0	0	1	0	4	0	0	1	0	2	0	0	1	10
Music (BS)	50.0901	0	0	0	0	0	2	0	1	1	1	0	0	0	1	6
Music Therapy (BM)	51.2305	1	0	0	0	0	1	0	0	0	0	0	0	0	0	2
Nursing (BSN)	51.1601	0	0	0	0	0	0	0	0	0	0	0	0	0	1	1
Nutrition and Food Science (BS)	19.0501	1	1	0	0	0	1	0	0	0	0	0	0	1	0	4
Physical Education (BSE)	13.1314	2	0	0	1	0	3	0	0	0	0	1	0	0	1	8
Political Science (BS)	05.1001	1	0	0	0	0	0	0	0	0	0	0	0	2	0	3
Psychology (BA/BSE)	42.0101	0	0	0	1	0	1	0	0	0	0	0	0	0	1	3
Public Health (BS)	51.2299	0	0	0	0	0	0	0	0	0	0	0	0	1	0	1
Rangeland Resources (BS)	02.0409	0	0	0	1	0	1	0	0	0	0	0	0	0	0	2
Recreation & Resource Management (BS)	03.0601	0	0	0	0	0	0	0	0	0	0	0	0	0	1	1
Science- Undecided (BS)	40.9999	0	0	0	0	0	0	0	1	0	0	0	0	0	0	1
Social Studies Composite Teaching (BS)	13.1318	0	0	0	0	0	1	0	0	0	0	0	0	0	0	1
Social Work (BS/BA)	44.0701	0	0	0	0	0	3	0	0	0	0	0	0	1	0	4
Sociology (BA/BS)	45.1101	0	0	0	0	0	1	0	0	0	0	0	0	0	0	1
Special Education (BS Ed)	13.1015	0	0	0	2	0	0	0	1	0	0	0	0	0	0	3
Undeclared (BA)	99.9999	2	0	0	3	0	9	0	6	1	0	2	0	6	2	31
Wildlife Science (BS)	26.0709	1	0	0	0	0	2	0	0	0	0	0	0	0	0	3

INSTITUTION AND PROGRAM	C.I.P. Number	STATE OF RESIDENCE														Totals
		AK	AZ	CA	CO	HI	ID	MT	NV	NM	ND	OR	SD	WA	WY	
<b>Utah State University- cont'd</b>																
<b>SCHOOL TOTALS</b>		<b>27</b>	<b>5</b>	<b>0</b>	<b>18</b>	<b>0</b>	<b>75</b>	<b>7</b>	<b>16</b>	<b>6</b>	<b>1</b>	<b>15</b>	<b>0</b>	<b>21</b>	<b>26</b>	<b>217</b>
<b>Utah Valley State College</b>																
Art, Graphic (AAS)	50.0402	0	0	0	3	0	0	0	0	1	0	0	1	0	0	5
Automotive Technology (AAS)	52.0205	0	0	0	1	0	0	0	0	0	0	0	0	0	0	1
Business Education (BS-SE)	13.1303	1	3	0	11	0	7	0	3	3	0	2	0	0	2	32
Cabinetmaking/Woodworking (TC)	48.0703	0	0	0	0	0	0	0	0	0	0	0	0	1	0	1
Computer Information Systems (AAS)	11.0701	0	0	0	1	0	1	0	0	0	0	0	0	0	0	2
Electrical Auto/Robotic Technician (AAS)	52.0205	0	0	0	0	0	0	0	0	0	0	0	0	0	1	1
Electronics Technology (AAS)	15.0303	0	0	0	1	0	0	0	0	0	0	0	0	0	0	1
Electronics/Computer Technician (AAS)	15.0303	0	0	0	1	0	0	0	0	0	0	0	0	0	0	1
Fire and Rescue (AAS)	43.0201	0	1	0	1	0	1	0	0	0	0	1	0	0	0	4
Hospitality Management (AS)	52.0901	1	0	0	2	0	0	0	0	0	0	0	0	0	0	3
Technology, General (AAS)	30.1501	1	0	0	0	0	0	0	0	0	0	0	0	1	0	2
Welding (AAS/BAT)	48.0508	0	0	0	0	0	0	0	0	0	0	0	0	1	0	1
<b>SCHOOL TOTALS</b>		<b>3</b>	<b>4</b>	<b>0</b>	<b>21</b>	<b>0</b>	<b>9</b>	<b>0</b>	<b>3</b>	<b>4</b>	<b>0</b>	<b>3</b>	<b>1</b>	<b>3</b>	<b>3</b>	<b>54</b>
<b>Weber State University</b>																
Accounting (BS)	52.0301	0	1	0	0	0	2	0	0	0	0	2	0	0	0	5
Anthropology (BA/BS)	45.0201	0	0	0	1	0	0	0	0	0	0	0	0	0	0	1
Architecture, Design (BS)	04.0501	0	0	0	1	0	0	0	0	0	0	0	0	0	0	1
Art (BA)	50.0701	0	0	0	0	0	0	0	0	0	0	0	0	0	1	1
Athletic Training (BA/BS)	51.0913	0	0	0	0	0	0	0	3	0	0	1	0	0	3	7
Auto Collision Repair/Refinishing (AS)	47.0603	0	0	0	0	0	0	0	0	0	0	1	0	0	0	1
Auto Mechanics (Cert)	47.0604	2	1	0	4	0	4	0	4	0	0	7	0	3	2	27
Biological Sciences (BA/BS)	26.0101	0	0	0	0	0	1	0	1	0	0	0	0	0	0	2
Botany (BA/BS)	26.0301	0	0	0	1	0	0	0	0	0	0	0	0	0	0	1
Business Administration (BBA)	52.0201	0	2	0	3	0	2	1	3	1	0	3	0	3	2	20
Chemistry (BA/BS)	40.0501	0	0	0	0	0	0	0	0	0	0	1	0	0	1	2
Child Development & Family Science (BA/BS)	19.0701	0	0	0	0	0	2	0	0	0	0	0	0	0	0	2
Clinical Lab Science (BS)	51.1099	0	0	0	0	0	0	0	0	0	0	0	0	0	1	1



INSTITUTION AND PROGRAM	C.I.P. Number	STATE OF RESIDENCE														Totals
		AK	AZ	CA	CO	HI	ID	MT	NV	NM	ND	OR	SD	WA	WY	
<b>Weber State University- cont'd</b>																
Communication (BA/BS)	10.0104	0	0	0	1	0	1	2	0	0	0	0	0	1	2	7
Computer Science (BA)	11.0701	0	0	0	1	0	0	0	1	0	0	0	0	0	1	3
Construction Management (BS)	46.9999	0	0	0	1	0	0	0	0	0	0	0	0	0	1	2
Criminal Justice (BS)	43.0101	1	1	0	2	1	1	2	0	0	0	0	0	0	2	10
Dance (AA)	50.0301	1	0	0	0	0	1	0	0	0	0	1	0	0	0	3
Electronic Engineering (BS)	15.0303	0	0	0	0	0	1	0	0	0	0	0	0	0	0	1
English (AA/BA)	23.0101	0	1	0	0	0	2	0	0	0	0	0	0	0	1	4
Graphic Design (BS)	50.0409	0	0	0	0	0	1	0	0	0	0	0	0	0	1	2
Health Care Administration (BS)	51.0701	0	0	0	0	0	1	0	0	0	0	1	0	0	1	3
Heavy Duty Mechanics (AAS)	47.0605	0	0	0	0	0	0	1	1	0	0	1	0	0	0	3
History (AA/BA)	45.0801	1	0	0	0	0	1	0	0	0	0	0	0	0	2	4
Human Resources (BS)	52.1001	0	1	0	0	0	3	2	0	0	0	0	0	0	0	6
Information Systems (BBA)	52.1203	0	0	0	0	0	0	0	0	0	0	0	0	1	0	1
Interior Design (AAS)	52.1201	0	0	0	0	0	0	1	0	0	0	0	0	0	1	2
Law Enforcement (AS)	43.0103	0	0	0	0	0	0	1	0	0	0	0	0	0	0	1
Logistics Management (BS/BA)	52.0203	0	0	0	0	0	0	0	0	0	0	0	0	0	1	1
Manufacturing Engineering (BS)	14.1701	0	0	0	0	0	1	0	1	0	0	0	0	0	0	2
Marketing (BS/BA)	52.1401	1	0	0	0	0	0	0	0	0	0	0	0	0	0	1
Math (BA/BS)	27.0101	0	0	0	0	0	0	0	0	0	0	0	0	1	0	1
Microbiology (BS)	26.0501	0	1	0	1	0	3	0	1	0	0	0	0	0	0	6
Music (BA/BS)	50.0901	0	0	0	1	0	0	0	1	0	0	0	0	0	0	2
Physical Science (BS)	40.0101	0	0	0	0	0	0	0	1	0	0	0	0	0	0	1
Pre-Medicine (BS)	51.1102	0	0	0	0	0	0	0	0	0	0	2	0	0	1	3
Pre-Physical Therapy (BS)	51.1199	0	0	0	0	0	0	0	0	0	0	0	0	0	1	1
Psychology (BA/BSE)	42.0101	0	0	0	0	0	2	0	0	0	0	0	0	1	0	3
Radiology (AAS)	52.0907	0	0	0	0	0	4	0	0	0	0	0	0	0	2	6
Respiratory Therapy (BS)	51.0908	2	0	0	0	0	0	0	0	0	0	0	1	0	0	3
Social Work (BS)	44.0701	2	0	0	0	0	1	0	1	0	0	0	0	0	0	4
Sports Medicine (AS)	24.0199	0	0	0	0	0	1	1	0	0	0	0	0	0	0	2
Technical Sales (BA)	45.1101	0	0	0	0	0	2	0	0	0	0	0	0	0	1	3
Theater (BA)	50.0501	0	0	0	0	0	0	0	0	0	0	0	0	2	1	3
Visual Communication (BS)	09.0701	0	0	0	0	0	1	0	0	0	0	0	0	0	1	2
Zoology (BA/BS)	26.0701	0	0	0	0	0	0	0	1	0	0	0	0	0	2	3

INSTITUTION AND PROGRAM	C.I.P. Number	STATE OF RESIDENCE														Totals
		AK	AZ	CA	CO	HI	ID	MT	NV	NM	ND	OR	SD	WA	WY	
<b>Weber State University- cont'd</b>																
<b>SCHOOL TOTALS</b>		10	8	0	17	1	38	11	19	1	0	20	1	12	32	170
<b>UTAH FOUR-YEAR INSTITUTIONS TOTALS</b>		54	36	0	81	8	160	26	123	19	3	53	9	45	89	706
<b>UTAH TOTALS</b>		65	49	0	107	16	235	30	158	26	3	59	11	71	114	944

# WASHINGTON

INSTITUTION AND PROGRAM	C.I.P. Number	STATE OF RESIDENCE														Totals
		AK	AZ	CA	CO	HI	ID	MT	NV	NM	ND	OR	SD	UT	WY	
<b>WASHINGTON FOUR-YEAR INSTITUTIONS (5)</b>																
<b>Central Washington University</b>																
Art (BFA)	50.0701	0	0	0	0	0	1	0	0	0	0	1	0	0	0	2
Business Administration (BBA)	52.0201	2	0	1	0	0	0	0	0	0	0	1	0	0	0	4
Chemistry General (BS)	40.0501	0	0	0	0	0	1	0	0	0	0	0	0	0	0	1
Construction Management (BS)	52.2001	1	0	0	0	0	0	0	0	0	0	0	0	0	0	1
Early Childhood Education (BS)	13.1204	0	0	0	0	0	0	1	0	0	0	0	0	0	0	1
Electronics Engineering Technology (BSEET)	15.0303	0	0	0	0	1	0	0	0	0	0	0	0	0	0	1
Elementary Education (BSEd)	13.1202	1	0	0	0	0	0	1	0	0	0	0	0	1	0	3
Family & Consumer Science (BA/BS)	19.0201	0	0	0	0	0	0	0	0	0	1	0	0	0	0	1
Flight Education (BS)	49.0101	1	0	1	0	0	0	0	0	0	0	2	0	0	0	4
Food Science & Human Nutrition (BS)	19.0501	1	0	0	0	0	0	0	0	0	0	0	0	0	0	1
Geography (BS)	45.0701	0	0	0	0	0	0	0	0	0	0	1	0	0	0	1
Gerontology (BS)	19.0705	1	0	0	0	0	0	0	0	0	0	0	0	0	0	1
Health Teacher Education (BS)	13.1307	0	0	0	0	0	0	0	0	0	0	1	0	0	0	1
Health, Physical Ed. & Recreation (BS)	31.0501	1	0	0	0	0	0	0	0	0	0	0	0	0	0	1
History Education (BSEd)	13.1328	0	0	0	0	0	0	0	0	0	0	1	0	0	0	1
Industrial Education (BS)	13.9999	0	0	0	0	0	0	0	0	0	1	0	0	0	0	1
Information Technology (BS)	52.1201	0	0	0	0	0	0	0	0	0	0	1	0	0	0	1
Mathematics (BSED)	13.1311	1	0	0	0	0	0	0	0	0	0	0	0	0	0	1
Music (BA/BS)	50.0901	0	0	0	1	0	0	0	0	0	0	0	0	0	0	1
Music Education (BA)	50.0901	1	0	0	0	0	1	0	0	0	0	5	0	0	0	7
Music: Business (B Mus)	50.0909	0	0	0	0	0	0	0	0	0	0	1	0	0	0	1
Music: Instrumental Performance (B Mus)	50.0903	0	0	0	0	0	0	0	0	0	0	1	0	0	0	1
Natural Science (BS)	30.1801	1	0	0	0	0	0	0	0	0	0	0	0	0	0	1
Psychology (BA/BSE)	42.0101	0	0	1	0	0	0	0	0	0	0	0	0	0	0	1
Safety & Health Management (BS)	51.0701	0	0	0	0	0	0	0	0	0	0	1	0	0	0	1
Special Education (BSEd)	13.1001	0	0	0	0	0	0	0	0	0	0	0	0	1	0	1
Theatre (BFA)	50.0501	0	0	0	0	0	0	1	0	0	0	0	0	0	0	1
Undecided (N/A)	00.0000	5	1	1	1	1	2	2	0	1	1	7	0	0	1	23
<b>SCHOOL TOTALS</b>		<b>16</b>	<b>1</b>	<b>4</b>	<b>2</b>	<b>2</b>	<b>5</b>	<b>5</b>	<b>0</b>	<b>1</b>	<b>3</b>	<b>23</b>	<b>0</b>	<b>2</b>	<b>1</b>	<b>65</b>

INSTITUTION AND PROGRAM	C.I.P. Number	STATE OF RESIDENCE														Totals	
		AK	AZ	CA	CO	HI	ID	MT	NV	NM	ND	OR	SD	UT	WY		
<b>Eastern Washington University</b>																	
Accounting (BA)	52.0301	0	0	1	0	0	0	0	0	0	0	0	1	0	0	0	2
Anthropology (BA)	45.0201	0	0	0	1	0	0	0	0	0	0	0	1	0	0	0	2
Art (BA)	50.0701	0	0	0	1	0	0	0	0	0	0	0	0	0	0	0	1
Athletic Training (BS)	49.0104	0	0	0	0	0	0	0	0	0	0	0	0	0	1	0	1
Biology (BA/BS)	26.0101	0	0	1	0	1	3	2	0	0	0	0	1	0	0	0	8
Business Administration (BA)	52.0201	2	2	0	0	3	1	1	0	1	0	2	0	0	0	0	12
Chemistry (BA/BS)	40.0501	0	0	0	0	3	3	1	0	0	0	1	0	0	0	0	8
Communication (BA/BS)	10.0104	0	0	0	0	0	1	0	0	0	1	0	0	0	0	0	2
Communication Disorders (BA)	51.0201	1	0	0	0	0	1	1	0	0	0	1	0	0	0	0	4
Computer Science (BA)	11.0701	0	0	0	0	0	1	1	0	0	0	2	0	0	0	0	4
Criminal Justice (BA)	43.0101	1	1	2	0	0	1	0	0	0	0	0	0	0	0	0	5
Dental Hygiene (BS)	51.0602	2	0	0	0	2	2	2	0	0	0	2	0	0	0	0	10
Economics (BA)	45.0601	0	0	0	0	0	0	0	0	0	0	0	0	0	1	0	1
Education (BA)	13.0101	2	1	1	0	2	2	4	1	0	0	3	0	0	0	0	16
Electronic Media Film (BA)	50.0602	0	0	0	0	0	0	0	0	0	0	1	0	0	0	0	1
English (AA/BA)	23.0101	1	0	0	0	0	1	1	0	0	0	0	0	0	0	0	3
Environmental Science (BS)	26.0603	0	0	0	0	0	1	0	0	0	0	0	0	0	0	0	1
Exercise Science (BS)	31.0504	1	0	1	0	0	0	1	0	0	0	0	0	0	0	0	3
Finance (BS)	52.0801	0	0	0	0	0	0	1	0	0	0	0	0	0	0	0	1
Geography (BS)	45.0701	0	0	0	0	0	1	0	0	0	0	0	0	0	0	0	1
Health (BS)	51.2207	0	0	1	0	0	0	0	0	0	0	0	0	0	0	0	1
Health Care Administration (BS)	51.0701	0	0	0	0	0	1	1	0	0	0	0	0	0	0	0	2
History (BA)	45.0801	0	0	0	0	0	0	1	0	0	0	0	0	0	0	0	1
International Affairs (BA)	45.0901	1	0	0	0	0	0	0	0	0	0	0	0	0	0	0	1
Journalism (AA)	09.0401	0	0	0	0	1	0	0	0	0	0	1	0	0	0	0	2
Management (BA)	52.1301	0	0	0	0	0	1	0	0	0	0	0	0	0	0	0	1
Marketing (BS)	52.1401	1	0	0	0	0	1	0	0	0	0	0	0	0	0	0	2
Math (BS)	27.0101	0	0	0	0	0	1	0	0	0	0	0	0	0	0	0	1
Music (BA/BS)	50.0901	0	0	0	0	0	2	1	0	0	0	0	0	0	0	0	3
Nursing (BS)	51.1601	2	0	0	0	0	4	1	0	0	0	2	0	0	0	0	9
Occupational Therapy (BS)	51.2306	0	0	0	0	0	1	0	0	0	0	0	0	0	0	0	1
Physical Education (BA)	13.1314	0	0	0	0	0	0	1	0	0	0	0	0	0	0	1	2
Physics (BS)	40.0801	0	0	0	0	0	1	0	0	0	0	0	0	0	0	0	1

INSTITUTION AND PROGRAM	C.I.P. Number	STATE OF RESIDENCE														Totals
		AK	AZ	CA	CO	HI	ID	MT	NV	NM	ND	OR	SD	UT	WY	
<b>Eastern Washington University- cont'd</b>																
Pre-Law (BA)	22.0102	0	0	0	0	0	1	0	0	0	0	0	0	0	0	1
Pre-Med/Pre-Dentistry/Pre-Veterinary Med (BS)	51.11	1	0	0	0	1	0	0	0	0	0	2	0	0	0	4
Psychology (BS)	42.0101	1	0	0	0	2	1	2	0	0	0	3	1	0	0	10
Recreation Management (BA)	31.0301	0	0	1	0	0	0	0	0	0	0	0	0	0	0	1
Social Work (BS)	44.0701	1	0	1	0	0	0	0	0	0	0	0	0	0	0	2
Sociology (BA)	45.1101	1	0	0	0	0	0	0	0	0	0	0	0	0	0	1
Technology (BS)	15.0603	0	0	0	0	0	0	1	0	0	0	1	0	0	0	2
Theater (BA)	50.0501	2	0	0	0	0	0	0	0	0	0	0	0	0	0	2
Undecided (BA)	00.0000	4	1	1	0	5	1	1	0	0	0	2	0	0	1	16
<b>SCHOOL TOTALS</b>		<b>24</b>	<b>5</b>	<b>10</b>	<b>2</b>	<b>20</b>	<b>33</b>	<b>24</b>	<b>1</b>	<b>1</b>	<b>1</b>	<b>26</b>	<b>1</b>	<b>2</b>	<b>2</b>	<b>152</b>
<b>The Evergreen State College</b>																
Liberal Arts & Sciences (BA/BS)	24.0101	0	0	2	0	1	1	0	0	1	0	0	0	0	0	5
<b>SCHOOL TOTALS</b>		<b>0</b>	<b>0</b>	<b>2</b>	<b>0</b>	<b>1</b>	<b>1</b>	<b>0</b>	<b>0</b>	<b>1</b>	<b>0</b>	<b>0</b>	<b>0</b>	<b>0</b>	<b>0</b>	<b>5</b>
<b>Washington State University</b>																
Agri-Business (AS)	01.0101	0	0	0	0	0	0	0	0	0	0	1	0	0	0	1
Agriculture Economics (BS)	01.0103	0	0	0	0	0	0	0	0	0	0	1	0	0	0	1
Animal Sciences (BS)	02.0201	3	0	1	0	1	2	4	1	0	0	0	0	0	1	13
Anthropology (BA)	45.0201	0	1	0	0	0	0	0	0	0	0	0	0	0	0	1
Apparel Merchandising (BS)	19.0901	0	0	2	0	1	2	1	0	0	0	1	0	0	0	7
Architecture (BS Arch)	04.0201	0	0	4	0	2	0	2	0	0	0	1	0	0	0	9
Biochemistry (BS)	26.0202	1	0	0	1	0	4	1	0	0	0	0	0	0	0	7
Biology (BA/BS)	26.0101	0	0	3	0	1	5	3	0	0	0	3	0	0	0	15
Bioresource & Agricultural Engineering (BS)	14.0301	1	0	1	0	1	0	1	0	0	0	0	0	0	0	4
Biotechnology (BS)	26.1201	0	0	0	0	1	0	0	0	0	0	0	0	0	0	1
Business Administration (BA)	52.0201	3	0	3	2	2	11	6	0	0	0	11	0	0	2	40
Chemical Engineering (BS)	14.0701	1	0	0	0	0	2	1	0	0	0	0	0	0	0	4
Chemistry (BS)	40.0501	1	0	1	0	0	1	1	1	1	0	0	0	0	0	6
Civil Engineering (BS)	14.0801	4	0	3	1	1	4	2	1	0	0	0	0	0	0	16
Communication (BA)	09.0101	6	1	7	0	2	10	8	4	0	0	10	0	0	4	52

INSTITUTION AND PROGRAM	C.I.P. Number	STATE OF RESIDENCE														Totals
		AK	AZ	CA	CO	HI	ID	MT	NV	NM	ND	OR	SD	UT	WY	
<b>Washington State University- cont'd</b>																
Computer Engineering (BS)	14.0901	0	0	1	0	0	2	0	1	0	0	0	0	0	0	4
Computer Science (BS)	11.0701	2	0	0	0	1	3	1	1	0	0	0	0	0	8	
Construction Management (BS)	15.1001	1	0	2	0	0	0	0	0	0	0	0	0	0	3	
Criminal Justice (BA)	43.0103	0	0	2	1	0	2	1	0	0	0	1	0	0	7	
Economics (BA)	45.0601	0	0	0	0	0	0	0	0	1	0	0	0	0	1	
Education, General (AS)	13.0101	2	0	0	0	1	1	0	0	0	0	1	0	0	5	
Electrical Engineering (BS)	14.1001	0	0	0	0	2	0	1	0	0	0	1	0	0	4	
Engineering (BS)	14.1301	0	0	0	0	2	0	0	0	1	0	0	0	0	3	
English, General Literature (BA)	23.0101	1	0	0	0	0	1	0	0	0	0	1	0	0	3	
Fine Arts (BA)	50.0701	0	0	1	0	0	0	0	0	0	0	1	0	0	2	
French (BA)	16.0901	2	0	0	0	0	1	0	0	0	0	0	0	0	3	
General Biological (BS)	30.0101	0	0	0	0	0	0	0	0	0	0	1	0	0	1	
Genetics and Cell Biology (BS)	26.0613	1	0	0	0	2	3	0	0	0	0	1	0	0	7	
History (BA)	45.0801	1	0	1	0	0	1	0	0	0	0	2	0	0	5	
Horticulture (BS)	02.0403	1	0	0	0	0	0	0	0	0	0	0	0	0	1	
Hotel & Restaurant Administration (BA)	52.0902	1	0	2	0	1	3	1	0	0	0	4	0	0	12	
Human Development/Family Studies (BA/BS)	19.0701	0	0	0	0	1	1	0	0	1	0	1	0	0	4	
Humanities (BA)	24.0103	0	0	0	0	0	1	0	0	0	0	0	0	0	1	
Interior Architecture (BFA)	04.0501	0	0	0	0	0	0	1	0	0	0	1	0	0	2	
International Studies (BA)	05.0199	0	0	0	0	0	0	0	0	0	0	1	0	0	1	
Kinesiology (BS)	31.0501	0	0	2	0	0	4	0	0	0	0	3	0	0	9	
Landscape Architecture (BLA)	04.0601	0	0	0	1	0	0	0	0	0	0	0	0	0	1	
Mathematics Applied (BS)	27.0301	1	0	0	0	2	1	0	0	0	0	1	0	0	5	
Mechanical Engineering (BS)	14.1901	3	0	0	0	1	1	1	0	0	0	4	0	0	10	
Microbiology (BS)	26.0501	0	0	0	0	0	3	0	0	0	0	0	0	0	3	
Movement Studies (BA)	31.0505	2	0	2	0	1	0	1	0	0	0	0	0	0	6	
Music (BA)	50.0901	0	0	1	0	0	0	1	0	0	0	0	0	0	2	
Natural Resource Sciences (BS)	03.0101	0	0	0	0	0	0	1	0	0	0	0	0	0	2	
Neuroscience	26.0608	0	0	0	1	0	0	1	1	0	0	1	0	0	4	
Nursing (BS)	51.1601	3	0	2	2	2	8	0	0	0	0	1	0	0	18	
Pharmacy (BS)	51.2001	1	0	0	0	4	8	1	0	0	0	1	0	1	16	
Physics (BS)	40.0801	0	0	0	0	0	1	1	0	0	0	0	0	0	2	
Political Science (BA)	45.1001	1	0	2	0	1	2	0	1	0	0	2	0	1	10	

INSTITUTION AND PROGRAM	C.I.P. Number	STATE OF RESIDENCE														Totals
		AK	AZ	CA	CO	HI	ID	MT	NV	NM	ND	OR	SD	UT	WY	
<b>Washington State University- cont'd</b>																
Pre-Dentistry (BS)	51.0601	0	0	0	0	0	1	1	0	0	0	0	0	0	0	2
Pre-Law (BA)	22.0001	0	0	0	0	1	0	0	0	0	0	0	0	0	0	1
Psychology (BA/BSE)	42.0101	1	1	0	1	0	3	1	0	0	1	6	0	0	0	14
Sociology (BA)	45.1101	1	0	0	0	0	0	0	0	0	0	0	0	0	0	1
Speech & Hearing Science (BA/BS)	51.0202	1	0	0	0	0	2	1	0	0	0	1	0	0	0	5
Sports & Fitness Administration (BS)	31.0504	2	0	2	1	0	1	2	0	0	0	2	0	0	0	10
Undecided (N/A)	00.0000	3	1	1	1	0	4	1	3	0	0	5	0	0	1	20
Veterinary Science (AS)	51.2501	2	4	2	1	2	0	2	0	0	0	1	0	4	1	19
Women's Studies (BA)	05.0207	1	0	0	0	0	0	0	0	0	0	0	0	0	0	1
Zoology (BA/BS)	26.0701	3	1	0	1	1	4	2	1	0	0	3	0	0	0	16
<b>SCHOOL TOTALS</b>		<b>57</b>	<b>9</b>	<b>48</b>	<b>14</b>	<b>37</b>	<b>103</b>	<b>52</b>	<b>15</b>	<b>4</b>	<b>1</b>	<b>75</b>	<b>0</b>	<b>6</b>	<b>10</b>	<b>431</b>
<b>Western Washington University</b>																
Art, General (BFA)	50.0703	0	0	0	0	0	1	0	0	0	0	1	0	0	0	2
Biology (BA/BS)	26.0101	3	0	0	1	0	0	2	0	0	0	1	0	0	0	7
Business and Economics (BA)	52.0601	1	0	0	0	0	1	0	0	0	0	0	0	0	0	2
Environmental Studies (BA)	03.0102	0	0	0	0	0	0	1	0	0	0	2	0	0	0	3
Fairhaven College (N/A)	00.0000	1	0	0	0	0	0	0	0	0	0	1	0	0	0	2
Journalism (BA)	09.0401	0	0	0	1	0	0	0	0	0	0	0	0	0	0	1
Math (BA/BS)	27.0101	0	0	0	0	0	1	0	0	0	0	0	0	0	0	1
Music (BA)	50.0901	0	0	0	0	0	0	0	0	0	0	1	0	0	0	1
Political Science (BA)	45.1001	1	0	0	0	0	0	0	0	0	0	0	0	0	0	1
Pre-Med (BS)	51.1102	1	0	0	0	0	1	1	0	0	0	1	0	0	0	4
Teacher Education (BA)	13.1299	0	0	0	0	1	0	0	0	0	0	0	0	0	0	1
Undeclared (BA)	99.9999	4	0	0	1	0	1	2	0	1	0	3	0	0	0	12
<b>SCHOOL TOTALS</b>		<b>11</b>	<b>0</b>	<b>0</b>	<b>3</b>	<b>1</b>	<b>5</b>	<b>6</b>	<b>0</b>	<b>1</b>	<b>0</b>	<b>10</b>	<b>0</b>	<b>0</b>	<b>0</b>	<b>37</b>
<b>WASHINGTON TOTALS</b>		<b>108</b>	<b>15</b>	<b>64</b>	<b>21</b>	<b>61</b>	<b>147</b>	<b>87</b>	<b>16</b>	<b>8</b>	<b>5</b>	<b>134</b>	<b>1</b>	<b>10</b>	<b>13</b>	<b>690</b>

**WYOMING**

INSTITUTION AND PROGRAM	C.I.P. Number	STATE OF RESIDENCE														Totals	
		AK	AZ	CA	CO	HI	ID	MT	NV	NM	ND	OR	SD	UT	WA		
<b>WYOMING TWO-YEAR INSTITUTIONS (7)</b>																	
<b>Casper College</b>																	
Accounting (AB)	52.0301	0	0	0	0	0	0	0	0	0	0	0	1	1	0	0	2
Agri-Business (AS)	01.0101	0	0	0	0	0	3	1	0	0	0	0	0	0	0	0	4
Agriculture (BS)	01.0000	0	0	0	3	0	0	2	0	0	0	0	0	0	4	0	9
Animal Science Technology (AAS)	01.0302	0	0	0	0	0	0	0	0	0	0	0	0	1	0	1	2
Art (AA)	50.0701	0	0	0	1	0	0	0	0	0	0	0	0	0	0	0	1
Automotive Technician (AAS)	47.0604	0	0	0	0	0	0	1	0	0	0	0	0	1	0	0	2
Aviation Technology Professional Pilot (AAS)	49.0102	0	0	0	0	0	0	0	0	0	0	0	0	1	0	0	1
Biology (AS)	26.0101	1	0	0	0	0	0	0	1	0	0	0	0	0	0	0	2
Business Administration (AB)	52.0201	0	0	2	0	0	0	0	1	1	0	0	2	0	0	0	6
Chemistry (AS)	40.0501	0	0	0	1	0	0	0	0	0	0	0	0	0	0	0	1
Communications (AA)	09.0101	0	0	0	1	0	0	0	0	0	0	0	0	0	0	0	1
Construction Management (AS)	52.2001	0	0	0	0	0	0	2	0	0	0	0	0	0	0	0	2
Construction Technology (Cert)	46.0000	0	0	0	0	0	0	0	0	0	0	0	0	0	1	0	1
Criminal Justice (AS/AA)	43.0104	0	0	0	2	0	0	0	0	0	0	0	0	1	0	0	3
Dance (AA)	50.0301	0	0	0	1	0	0	0	0	0	0	0	0	0	0	0	1
Diesel Power (AAS)	47.0605	0	0	0	1	0	0	1	0	0	0	0	0	3	0	0	5
Drafting & Design Technology (AAS)	15.1301	0	0	0	0	0	0	1	0	0	0	0	0	0	0	0	1
Early Childhood Education (AAS)	13.1209	0	0	1	1	0	1	2	0	0	0	0	0	0	0	1	6
Elementary Education (AS)	13.0101	0	0	0	3	0	1	2	0	0	0	0	0	0	0	1	7
Engineering (AS)	14.0101	0	0	0	0	0	0	0	0	0	0	0	0	1	0	0	1
English (AS/AA)	23.0101	0	0	0	0	0	0	0	0	0	0	0	0	1	0	0	1
Fire Science (AAS)	43.0203	0	0	2	2	0	0	1	0	0	0	0	0	11	0	0	16
General Studies (AS)	24.0102	0	0	1	2	0	0	1	0	1	1	0	1	0	0	0	7
History (AA/BA)	54.0101	0	0	0	0	0	0	1	1	0	0	0	0	0	0	0	2
Legal Assistant/Paralegal (AA)	22.0302	0	0	1	0	0	0	1	0	0	0	0	0	0	0	0	2
Management Information Systems (AA)	52.1201	0	0	0	0	0	0	0	0	0	0	0	0	1	0	0	1
Mathematics (AS)	27.0101	0	1	0	0	0	0	0	0	0	0	0	0	0	0	0	1
Music (AA)	50.0901	0	0	0	0	0	1	0	0	0	0	0	0	0	0	0	1
Nursing (AS)	51.1601	0	0	0	4	0	3	0	2	0	0	1	3	0	2	0	15
Occupational Therapy Assistant (AAS)	51.0803	0	0	0	1	0	2	0	0	0	0	0	0	0	0	0	3



INSTITUTION AND PROGRAM	C.I.P. Number	STATE OF RESIDENCE															Totals
		AK	AZ	CA	CO	HI	ID	MT	NV	NM	ND	OR	SD	UT	WA		
<b>Casper College- cont'd</b>																	
Physical Education (AS)	13.1314	0	0	0	0	0	0	0	0	0	0	0	0	0	0	1	1
Pre-Medicine (N/A)	51.1102	0	0	0	1	0	0	0	0	0	0	0	0	0	0	0	1
Pre-Occupational Therapy (AS)	51.1199	0	0	0	0	0	0	1	0	0	0	0	2	0	0	0	3
Pre-Pharmacy (N/A)	51.1103	0	0	0	0	0	0	1	0	0	0	0	0	0	0	0	1
Pre-Veterinarian (AS)	51.1104	0	0	0	0	0	0	0	0	0	0	0	0	0	1	1	2
Psychology (AS)	42.0101	0	0	0	0	0	0	1	0	0	0	0	1	0	0	0	2
Radiographer (AS)	51.0911	0	0	0	0	0	0	3	0	0	1	0	1	1	0	0	6
Rehabilitation Professions, Other (AAS)	51.2399	0	0	0	0	0	0	1	0	0	0	0	0	0	0	0	1
Respiratory Therapy (AS)	51.0908	0	0	0	0	0	0	1	0	0	0	0	0	0	0	0	1
Sociology (AA)	45.1101	0	0	0	1	0	0	0	0	0	0	0	0	0	0	0	1
Theatre (AA)	50.0501	0	0	0	6	0	0	1	0	0	0	0	5	0	0	0	12
Undeclared (NDS)	00.0000	0	0	2	4	0	0	4	0	0	0	0	2	0	1	0	13
Welding (AAS)	48.0508	1	0	0	3	0	0	3	0	0	0	1	1	0	0	0	9
<b>SCHOOL TOTALS</b>		<b>2</b>	<b>1</b>	<b>9</b>	<b>38</b>	<b>0</b>	<b>11</b>	<b>32</b>	<b>5</b>	<b>2</b>	<b>2</b>	<b>3</b>	<b>40</b>	<b>7</b>	<b>8</b>	<b>160</b>	
<b>Central Wyoming College</b>																	
Agri-Business (AS)	01.0101	0	0	0	1	0	0	0	0	0	1	0	0	0	0	0	2
Art (AA)	50.0101	0	0	0	1	0	0	0	0	0	0	0	0	0	0	1	2
Biological Science & Resource Mgmt. (AS)	26.0101	0	0	0	0	0	2	0	0	0	0	0	0	0	0	0	2
Business Administration (AAS)	52.0201	1	0	0	1	0	0	0	0	0	0	0	1	0	0	0	3
Business Management (AAS)	52.0201	0	1	0	0	0	0	0	0	0	0	0	0	0	0	0	1
Criminal Justice, Law Enforcement (AA)	43.0103	0	0	0	1	0	1	0	0	0	0	0	0	0	0	0	2
Early Childhood (AAS)	19.0708	0	0	0	0	0	0	0	0	0	0	0	1	0	0	0	1
Electronic Media Operations (AAS)	10.0104	0	0	1	1	0	0	0	1	0	0	0	0	0	0	0	3
Equine Training Technology (CRD)	01.0507	0	0	0	0	0	0	0	0	0	0	0	0	0	0	1	1
General Studies (AA/AGS)	24.0102	0	0	3	3	0	0	1	2	0	1	0	2	1	0	0	13
Horse Management (AA)	01.0507	0	0	0	1	0	0	0	0	0	0	0	0	0	0	0	1
Horse Science (AS)	02.0299	0	0	0	0	0	0	0	0	0	2	0	0	0	0	1	3
Human Services (AAS)	51.1599	0	0	0	0	0	0	0	0	0	0	0	0	0	0	1	1
Music (AA)	50.0901	0	0	1	0	0	0	0	0	0	0	0	0	0	0	0	1
Non-Degree Seeking (NDS)	24.0102	0	0	0	0	0	1	0	0	0	0	0	0	0	0	0	1
Nursing (AAS)	51.1601	0	0	1	0	0	3	1	0	0	0	0	1	0	0	0	6

INSTITUTION AND PROGRAM	C.I.P. Number	STATE OF RESIDENCE															Totals
		AK	AZ	CA	CO	HI	ID	MT	NV	NM	ND	OR	SD	UT	WA		
<b>Central Wyoming College- cont'd</b>																	
Range Management (AS)	01.1106	0	0	0	0	0	0	0	0	0	1	0	0	0	0	1	
Secondary Education (AA)	13.1205	0	0	0	2	0	0	0	0	0	0	0	0	0	0	2	
Social Science (AA)	45.0101	0	0	0	0	0	1	0	0	0	0	0	0	0	0	1	
Surgical Technology (AAS)	51.0909	0	0	1	0	0	0	1	0	0	0	0	0	0	1	3	
Theatre (AA)	50.0501	0	0	0	0	0	0	0	0	0	0	0	0	1	0	1	
Welding (AAS)	48.0508	0	0	0	0	0	0	0	0	1	0	0	1	0	0	2	
<b>SCHOOL TOTALS</b>		<b>1</b>	<b>1</b>	<b>7</b>	<b>11</b>	<b>0</b>	<b>8</b>	<b>3</b>	<b>3</b>	<b>1</b>	<b>5</b>	<b>0</b>	<b>6</b>	<b>2</b>	<b>5</b>	<b>53</b>	
<b>Eastern Wyoming College</b>																	
Agricultural Business (AS)	01.0102	0	0	0	0	0	0	0	0	0	0	0	3	0	0	3	
Animal Science (AS)	02.0201	0	0	0	2	0	0	0	0	0	0	0	1	0	0	3	
Business Administration (AAS)	52.1299	0	0	0	0	0	0	0	1	0	0	0	1	0	0	2	
Business Office Technology (AAS)	52.0401	0	0	1	0	0	0	0	0	0	0	0	1	0	0	2	
Communications (AA)	09.0101	0	0	0	1	0	0	0	0	0	0	0	0	0	0	1	
Computer Networking (CD)	52.1204	0	0	1	0	0	0	0	0	0	0	0	0	0	0	1	
Cosmetology (AAS)	12.0403	0	0	0	0	0	0	0	0	0	0	0	1	0	0	1	
Criminal Justice (AA)	43.0104	0	0	0	0	0	0	0	0	0	0	0	1	0	0	1	
Elementary Education (AA)	13.1202	0	0	0	1	0	0	0	0	0	0	0	2	0	0	3	
English (AA)	23.0101	0	0	0	1	0	0	0	0	0	0	0	0	0	0	1	
Farm/Ranch Management (AAS)	01.0104	0	0	0	0	0	0	0	0	0	0	0	5	0	0	5	
Interdisciplinary Studies (AA)	24.0101	0	0	1	1	0	0	0	1	0	2	0	2	2	0	9	
Interdisciplinary Studies (AS)	24.0101	0	0	0	0	0	0	0	1	0	0	0	1	0	0	2	
Pre-Medicine (AS)	51.1102	0	0	0	1	0	0	0	0	0	0	0	0	0	0	1	
Pre-Veterinary Medicine (AS)	51.1104	0	0	0	1	0	0	0	0	0	0	0	0	0	0	1	
Undeclared (NS)	24.0102	0	0	0	1	0	0	0	0	0	1	0	1	0	0	3	
Veterinary Technology (AAS)	51.0808	0	0	0	6	1	2	11	0	0	4	1	4	1	0	30	
Welding & Joining Technology (AAS)	48.0508	0	0	0	3	0	0	0	0	0	0	0	2	0	0	5	
Welding & Joining Technology (CD)	48.0508	0	0	0	0	0	0	0	0	0	1	0	0	0	0	1	
Wildlife & Fisheries Biology & Mgmt. (AS)	03.0601	0	0	0	0	0	0	0	0	0	0	0	1	0	0	1	
<b>SCHOOL TOTALS</b>		<b>0</b>	<b>0</b>	<b>3</b>	<b>18</b>	<b>1</b>	<b>2</b>	<b>11</b>	<b>3</b>	<b>0</b>	<b>8</b>	<b>1</b>	<b>26</b>	<b>3</b>	<b>0</b>	<b>76</b>	

INSTITUTION AND PROGRAM	C.I.P. Number	STATE OF RESIDENCE														Totals	
		AK	AZ	CA	CO	HI	ID	MT	NV	NM	ND	OR	SD	UT	WA		
<b>Laramie County Community College</b>																	
Agribusiness Technology (AAS)	01.0106	0	0	0	3	0	0	0	0	0	0	0	0	0	0	0	3
Agriculture Production Technology (AAS)	01.0301	0	0	0	0	0	0	1	0	0	0	0	0	0	0	0	1
Agriculture, General (AAS)	01.0000	0	0	0	5	0	0	0	0	0	0	0	0	0	0	0	5
Art (AA)	50.0101	0	0	0	1	0	0	0	0	0	0	0	0	0	0	0	1
Automotive Technology (AAS)	47.0604	0	0	0	1	0	0	0	0	0	0	0	1	0	0	0	2
Business Administration (AS)	52.0201	0	0	0	1	0	0	0	0	0	0	0	0	0	0	1	2
Business Management (AAS)	52.1301	0	0	0	3	0	0	1	0	0	0	0	0	0	0	0	4
Communications (AA)	09.0101	0	0	0	2	0	0	0	0	0	0	0	0	0	0	0	2
Construction Technology (AAS)	46.0000	0	0	0	1	0	0	0	0	0	0	0	0	0	0	0	1
Criminal Justice, Law Enforcement (AA)	43.0103	0	0	0	2	0	0	1	0	0	0	0	1	0	0	0	4
Dental Hygiene (AAS)	51.0602	0	0	0	13	0	0	1	0	0	0	0	0	0	0	0	14
Diesel Technology (AAS)	47.0605	0	0	0	3	0	0	0	0	0	0	0	0	0	0	0	3
Diesel Technology (CCD)	47.0605	0	0	0	3	0	0	0	0	0	0	0	0	0	0	0	3
Education (AS/AA/AAS)	13.0101	0	0	1	2	0	0	0	0	0	0	0	0	0	0	0	3
Engineering (AS)	14.0101	0	1	0	2	0	1	0	0	0	0	0	0	0	0	0	4
Equine Business Management (AS)	01.0307	0	0	0	0	0	0	1	0	0	0	0	0	0	0	0	1
Equine Studies, Equine Science (AS)	01.0507	0	0	0	2	0	0	1	0	0	0	0	0	1	0	0	4
Equine Training Management (AAS)	01.0507	0	0	1	8	0	1	0	0	0	1	0	0	0	0	0	11
General Studies (AA)	30.9999	0	1	0	13	0	1	0	0	0	0	0	0	2	0	0	17
General Studies in Science (AS)	30.0101	0	0	0	1	0	0	0	0	0	0	0	0	0	0	0	1
General Studies/Social Sciences (AA)	45.0101	0	0	0	1	0	0	0	0	0	0	0	0	0	0	0	1
History (AA)	54.0101	0	0	0	1	0	0	0	0	0	0	0	0	0	0	0	1
Internet Web Designer (AAS)	11.0801	0	0	0	1	0	0	0	0	0	0	0	0	0	0	0	1
Mass Media (AA)	09.0102	0	0	0	1	0	0	0	0	0	0	0	0	0	0	0	1
Nursing (AAS)	51.1601	0	0	0	7	0	0	1	0	0	0	0	1	1	0	0	10
Political Science (AA)	45.1001	0	0	0	1	0	0	0	0	0	0	0	0	0	0	0	1
Pre-Dental (AS)	51.1101	0	0	0	1	0	0	0	0	0	0	0	0	0	0	0	1
Pre-Medicine (AS)	51.1102	0	0	0	1	0	0	0	0	0	0	0	0	0	0	0	1
Pre-Physical Therapy (AS)	51.1199	0	0	0	1	0	0	0	0	0	0	0	0	0	0	0	1
Pre-Veterinarian (AS)	51.1104	0	0	0	1	0	0	0	0	0	0	0	0	1	0	0	2
Psychology (AA)	42.0101	0	0	0	1	0	0	0	0	0	0	0	0	0	0	0	1
Radiography (AAS)	51.0911	0	0	0	4	0	0	2	0	0	0	0	0	0	0	0	6
Rodeo Production Management (AAS)	01.0102	0	0	0	0	0	0	1	0	0	0	0	0	0	0	0	1

INSTITUTION AND PROGRAM	C.I.P. Number	STATE OF RESIDENCE															Totals
		AK	AZ	CA	CO	HI	ID	MT	NV	NM	ND	OR	SD	UT	WA		
<b>Laramie County Community College- cont'd</b>																	
Sociology (AA)	45.1101	0	0	0	1	0	0	0	0	0	0	0	0	0	0	0	1
Sonography (CCD)	51.0910	0	0	0	3	0	0	0	0	0	0	0	0	0	0	0	3
Undeclared (N/A)	00.0000	0	0	1	8	0	0	0	0	0	0	0	0	0	0	0	9
Wildlife Biology (AS)	03.0601	0	0	0	1	0	0	0	0	0	0	0	0	0	0	0	1
<b>SCHOOL TOTALS</b>		<b>0</b>	<b>2</b>	<b>3</b>	<b>100</b>	<b>0</b>	<b>3</b>	<b>10</b>	<b>0</b>	<b>0</b>	<b>1</b>	<b>0</b>	<b>3</b>	<b>5</b>	<b>1</b>	<b>128</b>	
<b>Northwest College</b>																	
Accounting (AS)	52.0301	0	0	0	0	0	0	0	0	0	0	0	0	0	1	0	1
Administrative Assistant (AAS)	52.0401	0	0	0	0	0	0	1	0	0	0	0	0	0	0	0	1
Agricultural Business (AS)	01.0102	0	0	0	0	0	1	10	0	0	0	1	1	0	0	0	13
Agriculture (AS)	02.0101	0	0	0	0	0	1	2	0	0	0	0	0	0	0	0	3
Agriculture Production (AAS)	01.0301	0	0	0	1	0	0	0	0	0	0	0	0	0	0	0	1
Animal Science (AS)	02.0201	0	0	0	0	0	0	4	0	0	0	1	1	1	0	0	7
Anthropology (AA)	45.0201	0	0	0	1	0	0	0	0	0	0	0	1	0	0	0	2
Archaeology Technician (Cert)	45.0201	0	0	0	0	0	0	1	0	0	0	0	0	0	0	0	1
Art (AA)	50.0101	0	0	0	0	0	1	8	0	0	0	0	1	0	0	0	10
Athletic Training (AA/AGS)	13.1314	1	0	0	0	0	0	0	0	0	0	0	0	0	0	0	1
Biology (AS)	26.0101	1	0	0	1	0	0	3	0	0	0	0	1	1	0	0	7
Business Administration (AS)	52.0201	0	0	0	2	0	0	5	0	0	0	0	0	1	0	0	8
Business Management (AAS)	52.1301	0	0	0	0	0	0	2	0	0	0	0	1	0	0	0	3
Communications (AA)	09.0101	0	0	0	0	0	0	1	0	0	0	0	0	1	0	0	2
Drafting (AAS)	48.0101	0	0	0	0	0	0	2	0	0	0	0	0	0	0	0	2
Drafting (AS)	48.0101	0	0	0	1	0	2	1	0	0	0	0	0	0	0	0	4
Early Childhood Education (AS)	13.1204	0	0	0	0	0	0	2	0	0	0	1	0	0	0	0	3
Elementary Education (AA)	13.1202	0	0	1	1	0	1	7	0	0	0	0	0	2	0	0	12
Engineering (AS)	14.0101	0	0	0	0	0	1	5	0	0	1	1	0	1	0	0	9
Equine Business Management (AAS)	01.0507	0	0	0	2	0	0	7	0	0	0	2	0	0	0	0	11
Equine Studies (AAS)	01.0307	1	0	0	0	0	1	14	0	0	1	1	2	2	2	2	24
General Studies (AA)	24.0101	1	1	3	4	0	3	51	0	0	2	2	1	6	0	0	74
General Studies (AS)	24.0199	0	0	0	1	0	1	3	0	0	0	0	0	0	0	1	6
Graphic Arts (AAS)	48.0101	0	0	0	0	0	0	3	0	0	0	0	0	0	0	0	3
Graphic Arts (AS)	48.0201	0	0	0	0	0	0	2	0	0	0	0	0	0	0	0	2

INSTITUTION AND PROGRAM	C.I.P. Number	STATE OF RESIDENCE															Totals
		AK	AZ	CA	CO	HI	ID	MT	NV	NM	ND	OR	SD	UT	WA		
<b>Northwest College- cont'd</b>																	
Graphic Design (AA)	50.0402	0	0	0	0	0	1	18	0	0	1	0	0	0	1	21	
History (AA)	45.0801	0	0	0	0	0	0	0	1	0	0	0	1	0	0	2	
Journalism (AA)	09.0401	1	0	0	0	0	0	2	0	0	0	0	1	0	0	4	
Math (AS)	27.0101	0	0	0	0	0	0	1	0	0	0	0	0	0	0	1	
Music (AA)	50.0901	0	0	0	0	0	2	6	0	0	0	0	0	0	0	8	
Music Technology (AAS)	50.9999	1	0	0	0	0	0	3	0	0	0	0	0	0	0	4	
Network Support Tech. (AAS)	52.0401	0	0	0	0	0	0	2	0	0	0	0	0	0	0	2	
Non-Degree Seeking (NDS)	24.0102	0	0	0	0	0	0	2	0	0	0	0	1	0	0	3	
Nursing (AAS)	51.1601	0	0	0	2	0	0	8	0	0	0	0	0	0	0	10	
Photography (AAS)	50.0406	0	0	0	0	0	6	23	0	1	2	0	8	1	1	42	
Physical Education (AS)	31.0501	1	0	0	1	0	0	1	0	0	0	0	0	0	1	4	
Political Science (AS/AA)	45.1001	0	0	0	0	0	2	1	1	0	0	0	0	0	0	4	
Pre-Physical Therapy (AS)	51.1199	0	0	0	0	0	1	5	0	0	0	0	0	0	0	6	
Pre-Professional (AS)	51.1199	0	1	0	0	0	1	5	0	0	1	0	0	0	0	8	
Psychology, General (AA)	42.0101	0	0	0	0	0	1	2	0	0	0	0	0	0	1	4	
Ranch Management (AAS)	01.0104	0	0	0	0	0	0	2	0	0	0	0	1	0	0	3	
Secondary Education (AA)	13.1205	0	0	0	0	0	0	4	0	0	0	0	0	0	0	4	
Sociology (AA)	45.1101	0	0	0	0	0	0	4	0	0	0	0	0	0	1	5	
Software Application Specialist (AAS)	11.0301	0	0	0	0	0	0	0	1	0	0	0	0	0	0	1	
Travel and Tourism (AAS)	52.0903	0	0	0	0	0	0	0	0	0	0	0	1	0	0	1	
Welding Technology (AAS)	48.0508	0	0	0	3	0	3	13	0	0	0	0	1	1	1	22	
<b>SCHOOL TOTALS</b>		<b>7</b>	<b>2</b>	<b>4</b>	<b>20</b>	<b>0</b>	<b>29</b>	<b>236</b>	<b>3</b>	<b>1</b>	<b>8</b>	<b>9</b>	<b>23</b>	<b>18</b>	<b>9</b>	<b>369</b>	
<b>Sheridan College</b>																	
Administrative Information (CCD)	52.0401	0	0	0	0	0	0	0	0	0	0	0	2	0	0	2	
Administrative Information Coordinator (AAS)	52.0401	0	0	0	0	0	0	0	0	0	1	0	0	0	0	1	
Agriculture, Business (AS)	01.0000	0	0	0	0	0	0	2	0	0	0	0	1	0	0	3	
Agriculture, Science (AS)	01.0000	0	0	0	0	0	0	0	0	0	0	0	1	0	0	1	
Art (AS)	50.0701	0	0	1	0	0	0	0	0	0	0	0	0	0	0	1	
Biology (AS)	26.0101	0	0	0	0	0	0	3	0	0	0	0	0	0	0	3	
Business (AS/AAS/ASB)	52.0101	0	1	1	1	0	1	3	0	1	2	0	2	0	1	13	
Business, General (AA)	52.0101	0	0	0	0	0	0	3	0	0	0	0	0	1	0	4	

INSTITUTION AND PROGRAM	C.I.P. Number	STATE OF RESIDENCE															Totals
		AK	AZ	CA	CO	HI	ID	MT	NV	NM	ND	OR	SD	UT	WA		
<b>Sheridan College- cont'd</b>																	
Computer Information Systems (AS)	11.0401	0	0	0	2	0	0	1	0	0	0	0	1	0	0	4	
Criminal Justice (AAS)	43.0107	0	0	0	0	0	0	1	0	0	0	0	0	0	0	1	
Dental Hygiene (AAS)	51.0602	1	0	0	3	0	3	6	1	0	0	0	4	3	0	21	
Dental Hygiene Prep	24.0102	0	0	0	1	0	0	20	0	0	0	0	3	0	0	24	
Diesel Technology (AAS)	47.0605	0	0	0	0	0	0	4	0	0	0	0	2	0	0	6	
Diesel Technology (CCD)	47.0605	0	0	0	0	0	0	0	0	0	0	0	1	0	0	1	
Elementary Education (AS)	13.1202	0	1	0	0	0	0	4	0	0	0	0	1	1	0	7	
Engineering Technology (AS)	15.9999	0	0	0	0	0	0	1	0	0	0	0	0	0	0	1	
General Science (AS)	30.0101	0	0	0	0	0	0	0	0	0	0	0	0	1	0	1	
General Studies (AA)	24.0102	0	0	0	0	0	0	2	0	0	0	0	0	0	0	2	
General Studies (AS)	24.0102	1	0	0	1	0	1	6	0	0	0	0	1	1	0	11	
Horticulture (AAS)	02.0403	0	0	0	0	0	0	1	0	0	0	0	0	0	0	1	
Hospitality Management (CCD)	12.0504	0	0	0	0	0	0	1	0	0	0	0	0	0	0	1	
Machine Tool Technology (AAS)	48.0501	0	0	0	0	0	0	0	0	0	1	0	0	0	0	1	
Massage Therapy (CCD)	51.3501	0	0	0	0	0	0	0	0	0	0	0	1	0	0	1	
Massage Therapy Prep (N/A)	24.0102	0	0	0	1	0	0	1	0	0	0	1	0	0	0	3	
Med Transcription (Cert)	51.0708	0	0	0	0	0	0	2	0	0	0	0	0	0	0	2	
Mining Technology (AAS)	15.9999	0	0	0	0	0	0	0	0	0	0	0	1	0	0	1	
Music (AS)	50.0901	0	0	0	0	0	0	1	0	0	0	0	0	0	0	1	
Network Technology (AAS)	11.0901	0	0	0	0	0	0	1	0	0	0	0	0	0	0	1	
Not Seeking A Degree (N/A)	24.0102	1	0	0	0	0	0	0	0	0	0	1	1	0	0	3	
Nurse Aide (Cert)	51.1614	0	0	0	0	0	0	1	0	0	0	0	0	0	0	1	
Nursing (AAS)	51.1601	0	0	0	0	0	0	1	0	1	0	0	0	0	0	2	
Nursing (CCD)	51.1613	0	0	0	0	0	0	2	0	0	0	0	0	0	1	3	
Police Science (AAS)	43.0107	0	0	0	0	0	0	1	0	0	0	0	0	0	1	2	
Pre-Nursing (N/A)	24.0102	0	0	0	1	0	0	7	0	0	1	0	2	0	0	11	
Pre-Professional (AS)	30.9999	0	0	0	0	0	2	3	0	0	0	0	0	0	0	5	
Psychology (AA)	42.0101	0	0	0	0	0	0	1	0	0	0	0	0	0	0	1	
Secondary Education (AA)	13.1205	0	0	0	0	0	1	0	0	0	0	0	0	0	0	1	
Secondary Education (AS)	13.1299	0	0	0	0	0	1	1	0	0	0	0	0	0	0	2	
Social Science (AA)	45.0101	0	0	0	0	0	0	0	0	0	0	0	0	1	0	1	
Welding Technology (AAS)	48.0508	0	0	0	0	0	0	3	0	0	0	0	2	0	0	5	
Welding Technology (CCD)	48.0508	0	0	0	0	0	1	1	0	0	0	0	1	0	0	3	


INSTITUTION AND PROGRAM	C.I.P. Number	STATE OF RESIDENCE														Totals	
		AK	AZ	CA	CO	HI	ID	MT	NV	NM	ND	OR	SD	UT	WA		
<b>Sheridan College- cont'd</b>																	
<b>SCHOOL TOTALS</b>		<b>3</b>	<b>2</b>	<b>2</b>	<b>10</b>	<b>0</b>	<b>10</b>	<b>84</b>	<b>1</b>	<b>2</b>	<b>5</b>	<b>2</b>	<b>27</b>	<b>8</b>	<b>3</b>	<b>159</b>	
<b>Western Wyoming Community College</b>																	
Accounting (AS)	52.0301	0	0	0	0	0	0	0	0	0	0	0	0	1	0	1	
Anthropology (AA)	45.0201	0	0	1	0	0	0	0	0	0	0	0	0	0	0	1	
Art (AA)	50.0101	0	0	0	0	0	0	1	0	0	0	0	0	2	0	3	
Automotive Technology (AAS)	47.0604	0	0	0	1	0	0	0	1	0	0	0	0	0	0	2	
Biology (AS)	26.0101	0	0	0	0	0	1	0	0	0	0	0	0	2	1	4	
Business Administration (AS)	52.0201	0	0	0	1	0	0	0	1	0	0	0	0	2	0	4	
Computer Science (AS)	52.1201	0	0	0	0	0	0	0	0	0	0	0	0	3	0	3	
Criminal Justice (AA)	43.0103	0	0	0	0	0	0	0	0	0	0	0	0	1	0	1	
Dental Asst. (AS)	51.0601	0	0	0	0	0	0	0	0	0	0	0	0	2	0	2	
Economics (AS)	45.0601	0	0	1	0	0	0	0	0	0	0	0	0	0	0	1	
Education, Elementary (AA)	13.1202	0	0	0	0	0	0	0	0	0	0	0	0	2	0	2	
Electrical Technology (AAS)	47.0101	0	0	0	0	0	0	0	0	0	0	0	0	1	0	1	
Engineering (AS)	14.0101	0	0	0	0	0	1	0	0	0	0	0	0	2	0	3	
English (AA)	23.0101	0	0	0	1	0	0	0	0	0	0	0	0	1	0	2	
General Studies, Undecided (AA)	24.0102	0	0	1	0	0	3	1	0	0	0	0	0	11	0	16	
History (AA)	45.0801	0	0	0	2	0	0	0	0	0	0	0	0	0	0	2	
Language- Spanish (AA)	16.0101	0	0	0	0	0	0	0	0	0	0	0	0	1	0	1	
Marketing (AS)	52.1401	0	0	1	0	0	0	0	0	0	0	0	0	1	0	2	
Music (AA)	50.0901	0	0	0	0	0	0	0	0	0	0	0	0	10	0	10	
Nursing (RN) (AAS)	51.1601	0	1	0	1	0	2	0	0	0	0	1	0	6	0	11	
Nursing (Transfer) (AS)	51.1699	0	0	0	0	0	0	0	0	0	0	0	0	1	0	1	
Other (AA)	99.9999	0	0	0	1	0	0	1	0	0	0	0	0	6	0	8	
Photography (AA)	50.0605	0	0	0	0	0	0	0	0	0	0	0	0	1	0	1	
Physical Education (AA)	13.1314	0	0	0	0	0	0	0	0	0	0	0	0	2	2	4	
Pre-Law (AS)	22.0102	0	0	0	0	0	0	0	0	0	0	0	0	1	0	1	
Pre-Medicine (AS)	51.1102	0	0	0	0	0	0	0	0	0	0	0	0	1	0	1	
Pre-Physical Therapy (AS)	51.1199	0	0	0	0	0	1	0	0	0	0	0	0	3	0	4	
Psychology (AA)	42.0101	0	0	0	0	0	0	0	0	0	0	0	0	3	0	3	
Secondary Education (AS)	13.1205	0	0	0	0	0	0	0	0	0	0	0	0	1	0	1	

INSTITUTION AND PROGRAM	C.I.P. Number	STATE OF RESIDENCE															Totals
		AK	AZ	CA	CO	HI	ID	MT	NV	NM	ND	OR	SD	UT	WA		
<b>Western Wyoming Community College- cont'd</b>																	
Theatre (AA)	50.0501	0	0	0	0	0	0	1	0	0	0	0	0	21	0	22	
Welding Technology (AAS)	48.0508	0	0	0	2	0	1	0	0	0	0	0	0	0	0	3	
<b>SCHOOL TOTALS</b>		<b>0</b>	<b>1</b>	<b>4</b>	<b>9</b>	<b>0</b>	<b>9</b>	<b>4</b>	<b>2</b>	<b>0</b>	<b>0</b>	<b>1</b>	<b>0</b>	<b>88</b>	<b>3</b>	<b>121</b>	
<b>WYOMING TWO-YEAR INSTITUTIONS TOTALS</b>		<b>13</b>	<b>9</b>	<b>32</b>	<b>206</b>	<b>1</b>	<b>72</b>	<b>380</b>	<b>17</b>	<b>6</b>	<b>29</b>	<b>16</b>	<b>125</b>	<b>131</b>	<b>29</b>	<b>1,066</b>	
<b>WYOMING FOUR-YEAR INSTITUTIONS (1)</b>																	
<b>University of Wyoming</b>																	
Accounting (BS)	52.0301	0	0	0	5	0	0	1	0	0	1	0	4	0	0	11	
Agricultural Business (BS)	01.0102	0	1	0	8	0	0	3	0	0	1	0	1	0	2	16	
Agricultural Communications (BS)	01.0802	0	0	0	2	0	0	0	0	0	0	0	1	0	0	3	
Agricultural Education (BS)	13.1301	0	0	1	2	0	0	0	0	0	0	0	0	0	0	3	
Agriculture- Undeclared (BS)	01.0000	0	0	0	2	0	0	0	0	0	0	0	1	0	0	3	
Agroecology (BS)	01.9999	0	0	1	2	0	0	1	0	0	0	1	0	0	0	5	
American Studies (BA)	05.0102	0	0	0	0	0	0	1	0	0	0	0	0	0	0	1	
Animal & Veterinary Sciences (BS)	01.0999	0	0	0	17	0	0	0	1	0	0	2	1	0	0	21	
Anthropology (BA)	45.0201	0	0	1	9	0	0	0	0	0	0	0	1	0	1	12	
Architectural Engineering (BS)	14.0401	1	0	2	19	0	1	1	2	0	1	0	5	4	0	36	
Art (BFA/BA)	50.0701	0	0	0	8	0	0	1	0	0	0	0	4	0	0	13	
Astronomy (BS)	40.0299	1	0	1	8	0	1	0	0	0	0	0	1	0	1	13	
Biology (BA/BS)	26.0101	0	0	1	7	0	0	1	0	0	0	0	4	0	1	14	
Botany (BA/BS)	26.0301	0	0	0	1	0	0	0	0	0	0	0	0	0	0	1	
Business Administration (BS)	52.0201	0	1	0	20	0	0	0	0	0	2	0	9	0	0	32	
Business- Undeclared (BS)	52.0101	0	0	1	9	0	0	2	0	0	0	0	3	0	0	15	
Chemical Engineering (BS)	14.0701	1	0	0	1	0	1	0	0	1	0	0	1	0	0	5	
Chemistry (BA/BS)	40.0501	0	0	0	1	0	0	0	0	0	0	0	1	0	0	2	
Civil Engineering (BS)	14.0801	5	0	0	16	0	1	3	0	1	0	0	2	0	3	31	
Communication (BA/BS)	09.0101	0	0	2	13	0	1	1	0	0	0	0	5	0	0	22	
Computer Engineering (BS)	14.0901	0	0	0	0	0	0	0	0	0	0	0	1	0	0	1	
Computer Science (BS)	11.0701	1	0	0	7	0	0	0	0	0	0	0	4	0	0	12	
Criminal Justice (BA)	43.0104	1	3	5	11	0	1	5	0	0	0	3	7	0	1	37	



INSTITUTION AND PROGRAM	C.I.P. Number	STATE OF RESIDENCE															Totals
		AK	AZ	CA	CO	HI	ID	MT	NV	NM	ND	OR	SD	UT	WA		
<b>University of Wyoming- cont'd</b>																	
Dental Hygiene (BS)	51.0602	0	0	0	1	0	1	7	0	0	0	0	0	3	0	12	
Economics (BS)	52.0601	0	0	0	2	0	0	0	0	0	0	0	0	0	0	2	
Education- Undeclared (BA)	13.0101	0	0	0	2	0	0	0	0	0	0	0	0	0	0	2	
Electrical Engineering (BS)	14.1001	0	1	0	7	0	0	1	0	0	0	0	1	1	0	11	
Elementary & Special Education (BA)	13.1099	1	0	2	4	0	0	0	0	0	0	0	3	0	0	10	
Elementary Education (BA)	13.1202	1	0	1	39	0	0	3	1	0	1	0	9	0	3	58	
Engineering- Undeclared (BS)	14.0101	0	0	2	2	0	0	1	0	0	1	0	1	1	0	8	
English (BA)	23.0101	0	0	2	3	0	0	0	0	0	0	0	2	0	1	8	
Family & Consumer Science (BS)	19.0101	0	0	2	9	0	0	0	1	0	0	0	4	0	1	17	
Finance (BS)	52.0801	0	0	0	3	0	0	1	0	0	0	0	3	1	2	10	
French (BA)	16.0901	0	0	0	1	0	0	0	0	0	0	0	0	0	0	1	
Geography (BA/BS)	45.0701	0	0	0	0	0	0	0	1	1	0	0	3	0	0	5	
Geology (BS)	40.0601	0	0	0	4	0	0	0	1	1	0	0	1	0	0	7	
German (BA)	16.0501	1	0	0	0	0	0	0	0	0	0	0	1	0	0	2	
Health Sciences (BS)	51.0000	0	0	2	5	0	0	1	0	0	0	0	5	0	1	14	
History (BA/BS)	54.0101	0	0	1	7	0	0	0	0	0	0	0	0	1	1	10	
Humanities and Fine Arts (BA)	24.0103	0	0	0	1	0	0	0	0	0	0	0	0	0	0	1	
International Studies (BA)	45.0901	0	0	0	5	1	0	0	0	0	0	0	0	0	0	6	
Journalism (BA/BS)	09.0401	0	0	0	3	0	0	1	0	0	0	0	0	0	0	4	
Kinesiology (BS)	31.0505	0	1	3	14	0	0	1	1	0	2	0	5	0	0	27	
Management (BS)	52.1301	1	0	2	5	0	1	0	0	0	0	0	2	0	2	13	
Management Information Systems (BS)	52.1201	0	0	0	1	0	0	0	0	0	0	0	0	0	0	1	
Marketing (BS)	52.1401	1	1	0	15	0	1	0	0	0	0	1	2	0	0	21	
Mathematics (BA/BS)	27.0101	0	0	0	0	0	1	0	0	0	0	0	0	0	0	1	
Mechanical Engineering (BS)	14.1901	0	0	0	18	0	1	0	0	1	1	0	4	0	0	25	
Microbiology (BS)	26.0502	0	0	0	1	0	0	0	0	0	0	0	1	0	0	2	
Molecular Biology (BS)	26.0204	2	0	1	1	0	0	1	0	0	0	0	0	0	2	7	
Music (BA)	50.0901	0	0	0	3	0	0	0	0	0	0	0	1	0	0	4	
Music Education (BM)	13.1312	0	0	0	3	0	0	2	0	0	0	0	1	0	0	6	
Music Performance (BM)	50.0903	0	0	0	7	0	0	0	0	0	0	0	2	0	0	9	
Nursing (BSN)	51.1601	3	0	1	22	0	0	5	0	0	0	2	6	0	2	41	
Philosophy (BA)	38.0101	0	0	0	3	0	0	0	0	0	0	0	0	0	0	3	
Physical Education Teaching (BS)	13.1314	0	0	0	4	0	0	1	0	0	0	0	0	0	1	6	

INSTITUTION AND PROGRAM	C.I.P. Number	STATE OF RESIDENCE														Totals	
		AK	AZ	CA	CO	HI	ID	MT	NV	NM	ND	OR	SD	UT	WA		
<b>University of Wyoming- cont'd</b>																	
Physics (BS)	40.0801	1	1	0	3	0	1	0	0	0	0	0	0	0	0	0	6
Political Science (BA/BS)	45.1001	0	1	2	7	0	0	0	1	1	0	0	0	0	0	0	12
Pre-Pharmacy (PharmD)	51.2001	0	1	1	13	0	1	0	0	0	0	1	2	1	0	0	20
Psychology (BA)	42.0101	1	0	2	9	0	0	1	1	0	1	0	3	0	2	0	20
Range Science (BS)	01.1106	0	0	1	9	0	1	1	0	0	0	1	1	0	0	0	14
Secondary Education (BA)	13.1205	2	2	1	9	0	0	3	0	0	0	1	6	0	3	0	27
Social Science (BA/BS)	45.0101	0	0	1	0	0	0	0	0	0	0	0	1	0	0	0	2
Social Work (BSW)	44.0701	0	0	0	5	0	0	1	0	0	0	0	0	0	0	0	6
Sociology (BA/BS)	45.1101	0	0	1	1	0	1	0	0	0	0	0	1	0	0	0	4
Spanish (BA)	16.0905	0	0	0	1	0	0	0	0	0	0	0	0	0	0	0	1
Speech, Language & Hearing Sciences (BS)	51.0204	0	0	0	2	0	0	0	0	0	0	0	3	0	0	0	5
Statistics, General (BA/BS)	27.0501	0	0	0	0	0	0	1	0	0	0	0	0	0	0	0	1
Theatre & Dance (BA/BS/BFA)	50.0501	0	0	0	7	0	1	2	0	0	1	0	2	2	4	0	19
Undeclared (BA/BS)	00.0000	2	0	4	28	0	0	9	0	0	1	1	7	0	2	0	54
Wildlife, Fisheries, & Biology Mgmt. (BS)	03.0101	0	0	1	3	0	0	2	0	0	0	0	2	0	0	0	8
Women's Studies (BA)	05.0207	0	0	0	0	0	1	0	0	0	0	0	0	0	0	0	1
Zoology & Physiology (BA/BS)	26.0701	0	0	1	1	0	0	2	0	0	0	0	5	0	0	0	9
<b>SCHOOL TOTALS</b>		<b>26</b>	<b>13</b>	<b>49</b>	<b>461</b>	<b>1</b>	<b>17</b>	<b>67</b>	<b>10</b>	<b>6</b>	<b>13</b>	<b>13</b>	<b>146</b>	<b>14</b>	<b>36</b>	<b>872</b>	
<b>WYOMING FOUR-YEAR INSTITUTIONS TOTALS</b>		<b>26</b>	<b>13</b>	<b>49</b>	<b>461</b>	<b>1</b>	<b>17</b>	<b>67</b>	<b>10</b>	<b>6</b>	<b>13</b>	<b>13</b>	<b>146</b>	<b>14</b>	<b>36</b>	<b>872</b>	
<b>WYOMING TOTALS</b>		<b>39</b>	<b>22</b>	<b>81</b>	<b>667</b>	<b>2</b>	<b>89</b>	<b>447</b>	<b>27</b>	<b>12</b>	<b>42</b>	<b>29</b>	<b>271</b>	<b>145</b>	<b>65</b>	<b>1,938</b>	



WICHE



Western Interstate Commission for Higher Education

Student Exchange Program

PO Box 9752

Boulder, CO 80301-9752

303.541.0214