



ALASKA

ARIZONA

CALIFORNIA

COLORADO

HAWAII

IDAHO

MONTANA

NEVADA

NEW MEXICO

NORTH DAKOTA

OREGON

SOUTH DAKOTA

UTAH

WASHINGTON

WYOMING



Student Exchange Programs Statistical Report

Academic Year 2010-11

Coordinated by the Western Interstate Commission for Higher Education

www.wiche.edu/sep

Index

	Page
WICHE’s Student Exchange Programs	1
Professional Student Exchange Program (PSEP)	2
Table 1 - Summary of Enrollments and Support Fees by Profession	2
Table 2 - Student and Support Fee Totals by State	3
Table 3 - Enrollment and Support Fees by Profession.....	4
Table 4 - Student Distribution and Support Fee Payments by Profession.....	5
• Dentistry.....	5
• Medicine	5
• Occupational Therapy.....	6
• Optometry.....	6
• Osteopathic Medicine.....	7
• Pharmacy	7
• Physical Therapy	7
• Physician Assistant.....	8
• Podiatry.....	8
• Veterinary Medicine.....	8
Table 5 - Receipt of Support Fees by State and Institution	9
Table 6 - New and Continuing Students by Gender and Race/Ethnicity	12
Table 7 - Return Rates of WICHE PSEP Graduates (2001-2005).....	13
Western Regional Graduate Program (WRGP)	15
Table 8 - Five-year Enrollment Summary, New and Continuing Students (2006-2010).....	17
Western Undergraduate Exchange (WUE)	18
Table 9 - Fall 2010 Enrollment Summary, New and Continuing Students	19
Table 10 - Five-year Enrollment Summary, New and Continuing Students, (2006-2010).....	20
WICHE’s Internet Course Exchange (ICE)	21

WICHE's Student Exchange Programs

In 1952, our Western states formed the Western Regional Education Compact and agreed to share higher education resources in the West through the Western Interstate Commission for Higher Education (WICHE). The Midwest, South and Northeast also created similar compacts that facilitate regional student exchange. WICHE and its counterparts have collectively demonstrated the effectiveness of regional collaboration in higher education for more than 180 years. Regional student exchange enables institutions to maximize their resources by filling available capacity and reducing unnecessary duplication of programs. Furthermore, regional partnerships can facilitate creation of programs in emerging workforce areas, such as health information technology and sustainable energy.

Regional cooperation is crucial in times of economic downturn; this year 14 out of 15 of the WICHE states are facing dramatic cuts in their budgets and the trend is expected to continue. Despite hard times, students and their families in the West continue to benefit from hundreds of millions of dollars in tuition savings across a range of institutions and programs. We invite you to read testimonials from current WICHE student exchange

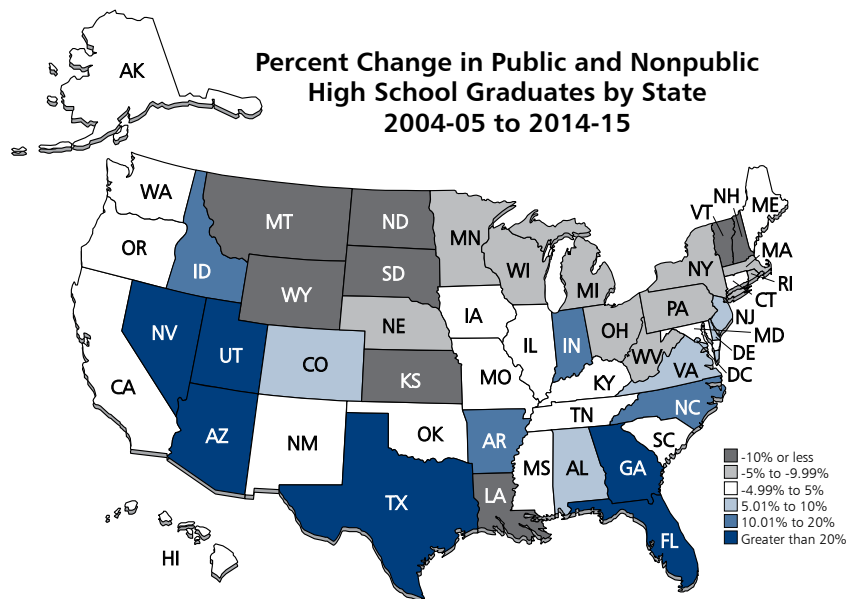
students and graduates throughout this report. They describe how WICHE's programs have provided affordable access to higher education, allowing them to pursue their dreams and contribute to their home state's workforce.

The map to the left illustrates how regional education exchange remains a critical tool in growing an educated workforce across the nation but particularly in the West, where states face very different demographic futures. Many states confront simultaneous enrollment and fiscal pressures. Some high growth states have too many students while others face the opposite problem. Helping students migrate between states that face differing enrollment challenges provides a flexible, state-responsive solution.

Through WICHE's three student exchange programs, more than 28,000 residents of 15 Western states are enrolled at reduced levels of tuition in a broad spectrum of undergraduate, graduate, and professional programs. The Western Undergraduate Exchange (WUE) helped some 26,700 students and their families save almost \$210.8 million dollars in tuition by paying 150 percent of resident tuition, instead of the full nonresident rate at 145 participating WUE institutions. Almost 700 masters, doctorate and graduate certificate students enrolled in programs of study through the Western Regional Graduate Program (WRGP) have saved an estimated \$7.2 million dollars; they pay only resident tuition, instead of nonresident, and can choose from some 215 participating programs. Finally, almost 700 students paid significantly reduced tuition while preparing for their professional degree in 10 healthcare professions while enrolled through WICHE's Professional Student Exchange Program (PSEP).

In addition, WICHE has created a network of Western institutions that are partnering to exchange courses via the Internet, through the Internet Course Exchange (ICE). See page 21 for more information about WICHE ICE.

This report covers Fall 2010 enrollments for WUE, WRGP and PSEP and details the funds that flow between students' home states and enrolling institutions in the Professional Student Exchange Program that receive them. More information on all three of our student exchange programs is available on WICHE's website at www.wiche.edu/studentExchange.



Source: Western Interstate Commission for Higher Education. *Knocking at the College Door: Projections of High School Graduates by State and Race/Ethnicity, 1992 to 2022*. Boulder, CO: WICHE, 2009; available at www.wiche.edu.

Professional Student Exchange Program

Healthcare workforce shortages continue to grow in the Western region and nationally. The need for healthcare professionals increases with the demands of healthcare reform and our aging population. State policymakers are looking for the smartest investment of limited public funds, and sharing educational resources within the West is a fiscally responsible approach. Given fiscal pressures and other factors, it doesn't always make sense for a state to create its own program in certain healthcare professions.

The Western Interstate Commission for Higher Education (WICHE) has been providing Western residents with affordable access to the healthcare professions since the 1950s through its Professional Student Exchange Program (PSEP). Students enrolled through WICHE's PSEP pay reduced tuition at out-of-state public and private institutions. More than 14,500 professionals have received their education through PSEP, most in the healthcare professions. They include dentists, physicians (allopathic and osteopathic), physician assistants, physical therapists, occupational therapists, optometrists, pharmacists, podiatrists, and veterinarians.

WICHE states that use PSEP have discovered they get an excellent return on investment when they appropriate funds to educate students at other institutions within the 15-state WICHE region. Those funds are administered through WICHE's PSEP and are sent directly to the enrolling institutions as a "support fee" for the student's seat. Support fees are negotiated biannually between WICHE and the cooperating programs.

In PSEP, students usually pay resident tuition at public institutions (except in pharmacy), or reduced tuition at private institutions. Complete information about WICHE's PSEP is available at www.wiche.edu/psep.

Institution and Program Totals, 2010-11

Number of Institutions		Number of Programs	
Within WICHE region		Within WICHE region	
Public	27	Public	57
Private	16	Private	50
Outside WICHE region		Outside WICHE region	
Public	2	Public	2
Private	7	Private	7
TOTAL INSTITUTIONS	52	TOTAL PROGRAMS	116

Table 1: Summary of Enrollments and Support Fees by Profession

Professional Field	2009-2010		2010-11		2011-12
	Number of Students	Support Fee Rate per Student	Number of Students	Support Fee Rate per Student	Approved Support Fee Rate
Group A Fields					
Dentistry	121	\$22,000	117	\$22,700	\$23,000
Medicine	38	28,300	34	29,300	29,700
Occupational Therapy	34	11,500	41	11,900	12,100
Optometry	120	15,100	121	15,600	15,800
Osteopathic Medicine	58	18,800	63	19,400	19,700
Physical Therapy	40	10,300	34	10,700	10,900
Physician Assistant	24	11,300	31	11,700	11,900
Podiatry	5	13,100	5	13,500	13,700
Veterinary Medicine	214	28,100	210	29,100	29,500
Group B Field					
Pharmacy	44	6,700	37	6,900	7,000
Total Students	698		693		
Total Support Fees Paid		\$14,546,064		\$14,255,187	

Professional Student Exchange Program

Table 2: Student and Support Fee Totals by State, 2010-11

State	Number of Students Sent	Total Fees Paid	Number of Students Received			Total Fees Received by Enrolling Institutions		
			Public	Private	Total	Public	Private	Total
Alaska	15	\$ 189,500	0	0	0	\$ 0	\$ 0	\$ 0
Arizona	189	3,812,317	6	118	124	153,400	1,888,417	2,041,817
California	0	0	6	72	78	104,300	1,157,269	1,261,569
Colorado	25	390,000	194	0	194	5,279,367	0	5,279,367
Hawaii	63	965,817	1	0	1	29,300	0	29,300
Idaho	6	93,600	2	0	2	29,867	0	29,867
Montana	89	2,255,133	6	0	6	45,200	0	45,200
Nevada	41	749,400	3	17	20	81,300	248,866	330,166
New Mexico	80	2,035,334	2	0	2	43,950	0	43,950
North Dakota	35	677,400	12	0	12	220,635	0	220,635
Oregon	0	0	38	79	117	797,200	1,204,599	2,001,799
South Dakota	0	0	0	0	0	0	0	0
Utah	31	731,700	4	0	4	54,834	0	54,834
Washington	9	159,400	87	7	94	2,102,067	51,566	2,153,633
Wyoming	110	2,195,586	1	0	1	6,900	0	6,900
Out of Region	n/a	n/a	11	27	38	235,500	520,650	756,150
TOTALS	693	\$14,255,187	373	320	693	\$9,183,820	\$5,071,367	\$14,255,187



“My ‘Aunt WICHE’ from Nevada has made going to optometry school possible. Without her help, I’d be on a restricted diet of Top Ramen! My peers who don’t receive assistance from family (like my Aunt WICHE) must go on food stamps to offset their meager loans. Thanks to WICHE’s PSEP, I can pay my rent and buy required optometric equipment. I am proud to be a Nevadan; my state government supports me and values my future profession! I believe I’ll be a valuable part of Nevada’s healthcare system and I look forward to serving my state.”

- Nicki, Nevada resident, Class of 2012, Pacific University, College of Optometry

Professional Student Exchange Program

Table 3: Enrollment and Support Fees by Profession, 2010-11

Sending State	Dentistry	Medicine	Occupational Therapy	Optometry	Osteopathic Medicine	Pharmacy	Physical Therapy	Physician Assistant	Podiatry	Veterinary Medicine	TOTALS
Alaska	3 \$68,100		1 \$19,833	1 \$15,600		5 \$36,800	3 \$35,667	1 \$0	1 \$13,500		15 \$189,500
Arizona	41 \$908,000		20 \$158,665	21 \$327,600	43 \$816,352			17 \$234,000		47 \$1,367,700	189 \$3,812,317
California											0 \$0
Colorado				25 \$390,000							25 \$390,000
Hawaii	5 \$121,067		9 \$122,965	5 \$78,000		20 \$148,350	12 \$146,235			12 \$349,200	63 \$965,817
Idaho				6 \$93,600							6 \$93,600
Montana	12 \$272,400	25 \$673,900	4 \$43,633	4 \$62,400	8 \$155,200				0 0	36 \$1,047,600	89 \$2,255,133
Nevada				7 \$109,200		12 \$96,600		6 \$78,000		16 \$465,600	41 \$749,400
New Mexico	40 \$900,434									40 \$1,134,900	80 \$2,035,334
North Dakota	9 \$204,300			21 \$327,600						5 \$145,500	35 \$677,400
Oregon											0 \$0
South Dakota											0 \$0
Utah				7 \$109,200					4 \$40,500	20 \$582,000	31 \$731,700
Washington				4 \$62,400	5 \$97,000						9 \$159,400
Wyoming	7 \$147,550	9 \$219,750	7 \$67,433	20 \$312,000	7 \$135,800		19 \$230,053	7 \$93,600	0 0	34 \$989,400	110 \$2,195,586
TOTALS	117 \$2,621,851	34 \$893,650	41 \$412,529	121 \$1,887,600	63 \$1,204,352	37 \$281,750	34 \$411,955	31 \$405,600	5 \$54,000	210 \$6,081,900	693 \$14,255,187

Professional Student Exchange Program

Table 4: Student Distribution and Support Fee Payments by Profession, 2010-11

Sending State	Receiving Schools												Out of Region	Total Number Students	Total Fees Paid by Sending State					
	ATSU	MDWST	LLU	UCLA	UCSF	UOP	USC	WUHS	COLO	UNLV	ORE	WASH								
Alaska									2		1								3	\$68,100
Arizona	11	1		2	2		2		14	1	6	2							41	\$908,000
Hawaii						1	1				1	2							5	\$121,067
Montana	2	1							4		2	3							12	\$272,400
New Mexico	4					2	2		15		4						13		40	\$900,434
North Dakota									3		1						5		9	\$204,300
Wyoming							1		1								5		7	\$147,550
TOTALS	17	2	0	2	2	3	6	0	39	1	15	7					23		117	\$2,621,851

Sending State	Receiving Schools																		Total Number Students	Total Fees Paid by Sending State
	AZ-TUC	AZ-PHX	LLU	STAN	UCB/SF	UCD	UCI	UCLA	UCSD	UCSF	USC	COLO	HAW	NEV	UNM	UND	ORE	UTAH		
Montana	2	1	1							1		9		2	1	3	5		25	\$673,900
Wyoming	2											2	1		1	1	2		9	219,750
TOTALS	4	1	1	0	0	0	0	0	0	1	0	11	1	2	2	4	7	0	34	\$893,650

“As a Wyoming resident, getting admitted to medical school is challenging because we have no in-state program. WICHE’s PSEP provided me with options! The University of North Dakota’s School of Medicine has given me a strong medical education as well as a rich cultural and personal experience. I will graduate in May and plan to pursue a residency in orthopedic surgery. The value of PSEP is immeasurable, and I would advocate that the State of Wyoming continue to support students through WICHE’s PSEP. Without it, I might not have become the future physician I am today.”

- Jared, Wyoming resident, Class of 2011, University of North Dakota, School of Medicine and Health Sciences

Professional Student Exchange Program

Table 4 (continued): Student Distribution and Support Fee Payments by Profession, 2010-2011

Sending State	Receiving Schools															Total Number Students	Total Fees Paid by Sending State
	ATSU	MDWST	LLU	SMU	USC	ISU	TOURO-NV	UNM	UND	PACU	USD	UTAH	EWU	UPS	WASH		
Alaska										1						1	\$19,833
Arizona	9	8			1									2		20	\$158,665
Hawaii			1				1			3				4		9	\$122,965
Montana		1								1			1	1		4	\$43,633
Wyoming	2	1					1			1			2			7	\$67,433
TOTALS	11	10	1	0	1	0	2	0	0	6	0	0	3	7	0	41	\$412,529

Sending State	Receiving Schools					Out of Region	Total Number Students	Total Fees Paid by Sending State
	MDWST	SCCO	WUHS	PACU				
Alaska		1					1	\$15,600
Arizona	7	9		4		1	21	\$327,600
Colorado	4	1		10		10	25	\$390,000
Hawaii		2		3			5	\$78,000
Idaho		3		3			6	\$93,600
Montana				4			4	\$62,400
Nevada		2		5			7	\$109,200
New Mexico							0	\$0
North Dakota		1		19		1	21	\$327,600
Utah	1	3		3			7	\$109,200
Washington		2		2			4	\$62,400
Wyoming		7		13			20	\$312,000
TOTALS	12	31	0	66		12	121	\$1,887,600



"I recently graduated from Pacific University's optometry program and returned to practice in a small community in my home state of North Dakota. Many of my peers who didn't receive WICHE support were forced to stay in urban areas where salaries are higher, so that they can afford to pay off their student loans; some of them owe staggering amounts of almost \$200,000! I am deeply grateful to WICHE's PSEP and the State of North Dakota.

WICHE support gave me the luxury of establishing my rural practice."

- Dr. Candace Paul Hoff, OD, North Dakota resident, Class of 2008, Pacific University, College of Optometry

Professional Student Exchange Program

Table 4 (continued): Student Distribution and Support Fee Payments by Profession, 2010-2011

Sending State	Receiving Schools				Out of Region	Total Number Students	Total Fees Paid by Sending State
	MDWST	TOURO-CA	WUHS	TOURO-NV			
Arizona	37		2	1	3	43	\$816,352
Montana	2		2	4		8	\$155,200
Washington	1	1	3			5	\$97,000
Wyoming	3		3	1		7	\$135,800
TOTALS	43	1	10	6	3	63	\$1,204,352



"The State of Arizona offers a public program in allopathic medicine, and two private programs in osteopathic medicine. For an Arizona resident, allopathic medicine is the most affordable option. However, the osteopathic medical approach aligns better with my personal medical philosophy. Thanks to WICHE support, financial considerations did not dictate my choice. Now I can pursue my dream of serving my fellow Arizona residents as an osteopathic physician."

- Eric, Arizona resident, Class of 2013, Midwestern University, Arizona College of Osteopathic Medicine

Sending State	Receiving Schools																Total Number Students	Total Fees Paid by Sending State	
	ARIZ	MDWST	UCSF	USCD	UOP	USC	WUHS	COLO	ISU	MONT	USN	UNM	NDSU	OSU	WASH	WSU			WYO
Alaska		1								4								5	\$36,800
Hawaii	1		1		5	1								4	2	6		20	\$148,350
Nevada		1				1				1	5			3				12	\$96,600
TOTALS	1	2	1	0	5	2	0	0	0	5	5	0	0	7	2	6	1	37	\$281,750

Sending State	Receiving Schools																			Total Number Students	Total Fees Paid by Sending State	
	ATSU	CSF	CHAP	LLU	MSMC	SMU	UOP	USC	WUHS	COLO	ISU	MONT	UNM	UND	PACU	UTAH	UPS	EWU	WASH			
Alaska										1	1				1					3	\$35,667	
Hawaii			1	1				4							5					1	12	\$146,235
Wyoming	1						1			1	1			8		3		4		19	\$230,053	
TOTALS	1	0	1	1	0	0	1	4	0	2	1	1	0	8	6	3	0	4	1	34	\$411,955	

Professional Student Exchange Program

Table 4 (continued): Student Distribution and Support Fee Payments by Profession, 2010-2011

Sending State	Receiving Schools														Total Number Students	Total Fees Paid by Sending State
	ATSU	MDWST	LLU	SMU	USC	WUHS	COLO	RRCC	ISU	TOURO-NV	PACU	ORE	UTAH	WASH		
Alaska		1													1	\$0
Arizona	6	8		1			1			1					17	\$234,000
Nevada									1	3				2	6	\$78,000
Wyoming	2	1					2				1		1		7	\$93,600
TOTALS	8	10	0	1	0	0	3	0	1	4	1	0	1	2	31	\$405,600

Sending State	Receiving Schools		Total Number Students	Total Fees Paid by Sending State
	MDWST	SMU		
Alaska		1	1	\$13,500
Montana			0	\$0
Utah	2	2	4	\$40,500
Wyoming			0	\$0
TOTALS	2	3	5	\$54,000

Sending State	Receiving Schools				Total Number Students	Total Fees Paid by Sending State
	UCD	CSU	OSU	WSU		
Arizona		27	3	17	47	\$1,367,700
Hawaii		11		1	12	\$349,200
Montana		22		14	36	\$1,047,600
Nevada		10	2	4	16	\$465,600
New Mexico		33		7	40	\$1,134,900
North Dakota		4		1	5	\$145,500
Utah		7	2	11	20	\$582,000
Wyoming		25	2	7	34	\$989,400
TOTALS	0	139	9	62	210	\$6,081,900



"Ever since I was five, I knew that I wanted to be a veterinarian but never thought about the cost! Without WICHE support, I would have had to let my dream die and been forced to pursue a second-choice career. I encourage our legislators to continue to support WICHE's PSEP, as it is often the only way for many low income students raised in rural agricultural areas to pursue higher education. It will allow me to return to Montana and serve the state's shortage of food animal veterinarians. It's a "win-win" for both student and the state. Thanks Montana!"

- Kelsey, Montana resident, Class of 2012, Washington State University, College of Veterinary Medicine

Professional Student Exchange Program

Table 5: Receipt of Support Fees by State and Institution, 2010-2011

ARIZONA		
Institution	Number of Students	Support Fees by Field
PUBLIC		
University of Arizona, Phoenix (ARIZ-PHX)		
Medicine	1	\$29,300
Institution Total	1	\$29,300
University of Arizona, Tucson (ARIZ-TUC)		
Medicine	4	\$117,200
Pharmacy	1	6,900
Institution Total	5	\$124,100
Public Institution Total	6	\$153,400
PRIVATE		
A.T. Still University (ATSU)		
Dentistry	17	\$363,200
Occupational Therapy	11	126,932
Physical Therapy	1	10,700
Physician Assistant	8	124,800
Institution Total	37	\$625,632
Midwestern University (MDWST)		
Dentistry	2	\$45,400
Occupational Therapy	10	43,633
Optometry	12	187,200
Osteopathic Medicine	43	816,352
Pharmacy	2	18,400
Physician Assistant	10	124,800
Podiatry	2	27,000
Institution Total	81	\$1,262,785
Private Institution Total	118	\$1,888,417
ARIZONA TOTAL	124	\$2,041,817
CALIFORNIA		
PUBLIC		
California State University, Fresno (CSF)		
Physical Therapy	0	\$0
Institution Total	0	\$0
University of California, Davis (UCD)		
Medicine	0	\$0
Veterinary Medicine	0	0
Institution Total	0	\$0

CALIFORNIA (continued)		
Institution	Number of Students	Support Fees by Field
University of California, Irvine (UCI)		
Medicine	0	\$0
Institution Total	0	\$0
University of California, Los Angeles (UCLA)		
Dentistry	2	\$22,700
Medicine	0	0
Institution Total	2	\$22,700
University of California, San Diego (UCSD)		
Medicine	0	\$0
Pharmacy	0	0
Institution Total	0	\$0
University of California, San Francisco (UCSF)		
Dentistry	2	\$45,400
Medicine	1	29,300
Pharmacy	1	6,900
Institution Total	4	\$81,600
Public Institution Total	6	\$104,300
PRIVATE		
Chapman University (CHAP)		
Physical Therapy	1	\$14,267
Institution Total	1	\$14,267
Loma Linda University (LLU)		
Dentistry	0	\$0
Medicine	1	29,300
Occupational Therapy	1	11,900
Physical Therapy	1	10,700
Physician Assistant	0	0
Institution Total	3	\$51,900
Mount St. Mary's College (MSMC)		
Physical Therapy	0	\$0
Institution Total	0	\$0
Samuel Merritt University (SMU)		
Occupational Therapy	0	\$0
Physical Therapy	0	0
Physician Assistant	1	0
Podiatry	3	27,000
Institution Total	4	\$27,000

CALIFORNIA (continued)		
Institution	Number of Students	Support Fees by Field
Southern California College of Optometry (SCCO)		
Optometry	31	\$483,600
Institution Total	31	\$483,600
Stanford University (STAN)		
Medicine	0	\$0
Institution Total	0	\$0
Touro University - California (TOURO-CA)		
Osteopathic Medicine	1	\$19,400
Institution Total	1	\$19,400
University of the Pacific (UOP)		
Dentistry	3	\$90,801
Pharmacy	5	44,850
Physical Therapy	1	16,050
Institution Total	9	\$151,701
University of Southern California (USC)		
Dentistry	6	\$136,200
Medicine	0	0
Occupational Therapy	1	11,900
Pharmacy	2	13,800
Physical Therapy	4	53,501
Physician Assistant	0	0
Institution Total	13	\$215,401
Western University of Health Sciences (WUHS)		
Dentistry	0	\$0
Optometry	0	0
Osteopathic Medicine	10	194,000
Pharmacy	0	0
Physical Therapy	0	0
Physician Assistant	0	0
Institution Total	10	\$194,000
Private Institution Total	72	\$1,157,269
CALIFORNIA TOTAL	78	\$1,261,569
COLORADO		
Colorado State University (CSU)		
Veterinary Medicine	139	\$4,044,900
Institution Total	139	\$4,044,900

Professional Student Exchange Program

Table 5 (continued): Receipt of Support Fees by State and Institution, 2010-2011

COLORADO (continued)			NEVADA			NORTH DAKOTA		
Institution	Number of Students	Support Fees by Field	Institution	Number of Students	Support Fees by Field	Institution	Number of Students	Support Fees by Field
Red Rocks Community College (RRCC)			PUBLIC			North Dakota State University (NDSU)		
Physician Assistant	0	\$0	University of Nevada, Reno (NEV)			Pharmacy	0	\$0
Institution Total	0	\$0	Medicine	2	\$58,600	Institution Total	0	\$0
University of Colorado Denver (COLO)			Institution Total	2	\$58,600	University of North Dakota (UND)		
Dentistry	39	\$885,300	University of Nevada, Las Vegas (UNLV)			Medicine	4	\$117,200
Medicine	11	293,000	Dentistry	1	\$22,700	Occupational Therapy	0	0
Pharmacy	0	0	Institution Total	1	\$22,700	Physical Therapy	8	103,435
Physical Therapy	2	24,967	Public Institution Total	3	\$81,300	Institution Total	12	\$220,635
Physician Assistant	3	31,200	PRIVATE			NORTH DAKOTA TOTAL	12	\$220,635
Institution Total	55	\$1,234,467	Touro University, Nevada (TOURO-NV)			OREGON		
COLORADO TOTAL	194	\$5,279,367	Occupational Therapy	2	\$39,666	PUBLIC		
			Osteopathic Medicine	6	116,400	Oregon State University (OSU)		
			Physician Assistant	4	46,800	Pharmacy	7	\$48,300
			Institution Total	12	\$202,866	Veterinary Medicine	9	261,900
			University of Southern Nevada (USN)			Institution Total	16	\$310,200
			Pharmacy	5	\$46,000	Oregon Health & Science University (OHSU)		
			Institution Total	5	\$46,000	Dentistry	15	\$340,500
			Private Institution Total	17	\$248,866	Medicine	7	146,500
			NEVADA TOTAL	20	\$330,166	Physician Assistant	0	0
			NEW MEXICO			Institution Total	22	\$487,000
			University of New Mexico (UNM)			Public Institution Total	38	\$797,200
			Medicine	2	\$43,950	PRIVATE		
			Occupational Therapy	0	0	Pacific University (PACU)		
			Pharmacy	0	0	Occupational Therapy	6	\$95,199
			Physical Therapy	0	0	Optometry	66	1,029,600
			Institution Total	2	\$43,950	Physical Therapy	6	64,200
			NEW MEXICO TOTAL	2	\$43,950	Physician Assistant	1	15,600
			MONTANA			Institution Total	79	\$1,204,599
			University of Montana (MONT)			Private Institution Total	79	\$1,204,599
Pharmacy	5	\$34,500				OREGON TOTAL	117	\$2,001,799
Physical Therapy	1	10,700						
Institution Total	6	\$45,200						
MONTANA TOTAL	6	\$45,200						

Professional Student Exchange Program

Table 5 (continued): Receipt of Support Fees by State and Institution, 2010-2011

SOUTH DAKOTA		
Institution	Number of Students	Support Fees by Field
University of South Dakota (USD)		
Occupational Therapy	0	\$0
Institution Total	0	\$0
SOUTH DAKOTA TOTAL	0	\$0

UTAH		
Institution	Number of Students	Support Fees by Field
University of Utah (UTAH)		
Medicine	0	\$0
Occupational Therapy	0	0
Physical Therapy	3	39,234
Physician Assistant	1	15,600
Institution Total	4	\$54,834
UTAH TOTAL	4	\$54,834

WASHINGTON		
PUBLIC		
Eastern Washington University (EWU)		
Occupational Therapy	3	\$31,733
Physical Therapy	4	35,667
Institution Total	7	\$67,400
University of Washington (WASH)		
Dentistry	7	\$158,900
Occupational Therapy	0	0
Pharmacy	2	13,800
Physical Therapy	1	14,267
Physician Assistant	2	31,200
Institution Total	12	\$218,167
Washington State University (WSU)		
Pharmacy	6	\$41,400
Veterinary Medicine	62	1,775,100
Institution Total	68	\$1,816,500
Public Institution Total	87	\$2,102,067

WASHINGTON (continued)		
PRIVATE		
University of Puget Sound (UPS)		
Occupational Therapy	7	\$51,566
Physical Therapy	0	0
Institution Total	7	\$51,566
Private Institution Total	7	\$51,566
WASHINGTON TOTAL	94	\$2,153,633

WYOMING		
PUBLIC		
University of Wyoming (WYO)		
Pharmacy	1	\$6,900
Institution Total	1	\$6,900
WYOMING TOTAL	1	\$6,900

OUT OF REGION		
PUBLIC		
University of Missouri-Kansas City (UMKC), MO		
Dentistry	8	\$181,600
Institution Total	8	\$181,600
University of Nebraska (NEB), NE		
Dentistry	1	\$22,700
Institution Total	1	\$22,700
Northeastern State University (NSU), OK		
Optometry	2	\$31,200
Institution Total	2	\$31,200
Public Institution Total	11	\$235,500
PRIVATE		
Creighton University (CREI), NE		
Dentistry	12	\$261,050
Institution Total	12	\$261,050
Illinois College of Optometry (ILCO), IL		
Optometry	4	\$62,400
Institution Total	4	\$62,400

OUT OF REGION (continued)		
Institution	Number of Students	Support Fees by Field
A.T. Still University (ATSU), MO		
Osteopathic Medicine	3	\$58,200
Institution Total	3	\$58,200
Marquette University (MARQ), WI		
Dentistry	2	\$45,400
Institution Total	2	\$45,400
New England College of Optometry (NECO), MA		
Optometry	1	\$15,600
Institution Total	1	\$15,600
Nova Southeastern University (NOVA), FL		
Optometry	2	\$31,200
Institution Total	2	\$31,200
Southern College of Optometry (SCO), TN		
Optometry	3	\$46,800
Institution Total	3	\$46,800
Private Institution Total	27	\$520,650
OUT OF REGION TOTAL	38	\$756,150
IN REGION TOTAL	655	\$13,499,037
TOTAL RECEIPTS OF SUPPORT FEES	693	\$14,255,187



Professional Student Exchange Program

Table 6: New and Continuing Students by Gender and Race/Ethnicity, 2010-2011

State	Total	Gender		Race/Ethnicity					
		Male	Female	AA	BL	LA	NA	WH	UK
Alaska	15	8	7						15
Arizona	189	81	108	18	2	15		153	1
Colorado	25	15	10	2		1		16	6
Hawaii	63	18	45	46			1	2	14
Idaho	6	5	1					6	
Montana	89	29	60				1	83	5
Nevada	41	11	30			3		15	23
New Mexico	80	34	46	6	1	16	1	50	6
North Dakota	35	10	25					29	6
Utah	31	20	11			1		25	5
Washington	9	7	2	1				6	2
Wyoming	110	41	69	1		1		107	1
TOTAL	693	279	414	74	3	37	3	492	84

NOTE: Race/ethnicity information is self-reported when applicants apply for state certification.
 ABBREVIATIONS: AA = Asian American; BL = Black; LA = Latino/a; NA = Native American; WH = White; UK =

"My counselor for my recent student exit interview informed me that the average optometry graduate owes around \$130,000 in student loans! As a WICHE recipient, I can say that the support absolutely makes a difference. The WICHE PSEP support I receive from the State of Wyoming reduced my debt load and has allowed me the opportunity to pursue a one-year residency program in Oklahoma. With the advanced skills I'm learning, I'll be qualified to treat more complex ocular conditions when I establish my practice in a rural area."



- Dr. Kaila Osmotherly, OD, Wyoming resident, Class of 2010, Pacific University, College of Optometry



"Attending veterinary school has been a lifetime dream of mine, but not having a vet school in your home state can be a major disadvantage, both acceptance-rate wise and financially. As a Nevada resident, I had to look elsewhere for veterinary school, but thanks to WICHE I was given an advantage in the applicant pools of western veterinary schools. Furthermore, WICHE has allowed me to receive a first-class veterinary education with half the debt I would have accrued as an out-of-state student, which I will appreciate for years to come as I pay off my student loans."

- Meghan, Nevada resident, Class of 2014, Colorado State University, College of Veterinary Medicine

Professional Student Exchange Program

Return Rates of WICHE PSEP Graduates

In fall 2006, states that support students through the Professional Student Exchange Program (PSEP) collected return rate data on their PSEP graduates. WICHE's PSEP provides affordable access to healthcare education in neighboring Western states that have excess capacity in their programs. PSEP helps states that don't have professional schools in certain fields to leverage their resources so they don't have to invest in costly institutional infrastructure and faculty for educational programs for which there may not be sufficient ongoing demand from state residents. Funding states pay a "support fee" for each student, allowing the student to pay reduced tuition at the enrolling institution.

Five states contractually require their PSEP graduates to return and serve state residents: Arizona, Colorado, New Mexico, Nevada, and Washington. These states are labeled "contractual payback states" in the survey results. In addition, Hawaii is actively proposing legislation for a payback obligation for its future PSEP graduates. Alaska, Idaho, Montana, North Dakota, Utah, and Wyoming encourage their graduates to return to their home state but do not contractually require them to do so; these are labeled "honor system states." Alaska's participation in PSEP is distinctive in another way: to make the benefits of PSEP available to its residents in the absence of state funding, Alaska treats the support fee as a loan to each PSEP student. Graduates must repay the loan, whether or not they return to Alaska.

The following chart gives a "snapshot" in time of PSEP alumni who graduated between 2001 and 2005 and who were licensed and/or practicing in their home state (as of December 2006 to November 2007, depending on when the state researched its graduates and returned its data). Some of our PSEP states may report slightly different return percentages than those you find in this survey, due to different time frames during which return to the home state is measured. Our calculations look at a specific point in time and are likely to be slightly lower than the actual number of PSEP graduates who return and serve their state. Payback states that measure return rates over a longer time frame will demonstrate higher return rates. This is especially true for fields where graduates may be completing a residency, internship, or clinical experience, or may be on deferment for other reasons, though they will ultimately return to serve their state at a later date.

For allopathic and osteopathic medicine, recent graduates must complete three- to four-year residencies. Some complete their residencies in state, while others go elsewhere, though the latter may plan to return to their home state at a later date. For these professions, WICHE counted PSEP alumni who graduated between 1997 and 2001, in order to allow time for them to complete their residencies and set up practice in their home state.

Are states getting a good return on their PSEP investment dollar? The average return rate for all reporting WICHE states was 59 percent as of 2007. Return rates for payback states were the highest, averaging 74 percent and ranging as high as 94 percent, depending on the profession. Return rates for "honor system" states were lower, averaging 39 percent and ranging up to 75 percent, depending on the profession. Return rates were the lowest in primarily rural states that do not require a service payback from their residents, like Idaho, Montana and Wyoming. Some of these "honor states" see PSEP primarily as an access program.

We hope this survey will prompt our member states to consider:

- Establishing a service payback requirement if your state does not currently require one. Although there is an ongoing administrative cost to track graduates, it may be in the state residents' best interest to stimulate higher return rates.
- Creating or increasing rural or underserved incentives such as loan repayment programs that will encourage graduates in the healthcare fields to return to their home state and will make it affordable for them to live and work in these areas. In 2007, WICHE inventoried its member states and found that incentive programs offered to healthcare professionals in most of the West are financially insignificant when compared to the shortages of healthcare professionals and the high debt loads that new graduates carry.
- Using repayment monies paid by non-returning graduates to fund loan repayment incentives for graduates who return to their home state to practice in rural and underserved areas (for states with service payback requirements).

For further information about these survey results, please call 303.541.0214.

Professional Student Exchange Program

Table 7: PSEP Five-Year Return Rates by State and Profession: 2001-2005 (or 1997-2001 for DOs/MDs)

	Total number students	Number returning to state	Percent returning		Total number students	Number returning to state	Percent returning		Total number students	Number returning to state	Percent returning
Alaska				Nevada*				WICHE Return Rates by Profession			
Dentistry	4	3	75%	Optometry	12	8	67%	Dentistry	128	93	73%
Occupational Therapy	1	0	0%	Pharmacy	17	14	82%	Medicine **	56	16	29%
Optometry	0	0	0%	Physician Assistant	12	8	67%	Occupational Therapy	31	20	65%
Pharmacy	0	0	0%	Veterinary Medicine	18	11	61%	Optometry	147	92	63%
Physical Therapy	2	1	50%	Nevada Total	59	41	69%	Osteopathic Medicine **	50	21	42%
Physician Assistant	7	3	43%	New Mexico*				Pharmacy	17	14	82%
Podiatry	0	0	0%	Dentistry	26	24	92%	Physical Therapy	35	7	20%
Alaska Total	14	7	50%	Optometry	4	2	50%	Physician Assistant	60	46	77%
Arizona*				Osteopathic Medicine **	12	5	42%	Podiatry	12	2	17%
Dentistry	60	48	80%	Podiatry	1	0	0%	Veterinary Medicine	254	156	61%
Occupational Therapy	20	16	80%	Veterinary Medicine	46	34	74%	Total for all reporting WICHE PSEP states	790	467	59%
Optometry	22	17	77%	New Mexico Total	89	65	73%	Total for contractual payback states			
Osteopathic Medicine **	27	13	48%	Utah				454	335	74%	
Physician Assistant	36	34	94%	Optometry	19	14	74%	Total for honor system states			
Veterinary Medicine	87	63	72%	Podiatry	9	2	22%	336	132	39%	
Arizona Total	252	191	76%	Veterinary Medicine	31	17	55%	IMPORTANT: Return rates reported by state offices may vary from WICHE calculations, due to different time frames over which the return is measured.			
Colorado*				Utah Total	59	33	56%	<i>Not reporting: Hawaii and North Dakota</i>			
Optometry	31	22	71%	Washington*				<i>* Contractual payback states</i>			
Colorado Total	31	22	71%	Optometry	18	14	78%	<i>** 1997-2001 DO and MD graduates</i>			
Idaho				Osteopathic Medicine **	5	2	40%				
Optometry	11	4	36%	Washington Total	23	16	70%				
Idaho Total	11	4	36%	Wyoming							
Montana				Dentistry	26	13	50%				
Dentistry	12	5	42%	Medicine **	30	6	20%				
Medicine **	26	10	38%	Occupational Therapy	4	1	25%				
Occupational Therapy	6	3	50%	Optometry	22	7	32%				
Optometry	8	4	50%	Osteopathic Medicine **	3	0	0%				
Osteopathic Medicine **	3	1	33%	Physical Therapy	33	6	18%				
Podiatry	0	0	0%	Physician Assistant	5	1	20%				
Veterinary Medicine	39	22	56%	Podiatry	2	0	0%				
Montana Total	94	45	48%	Veterinary Medicine	33	9	27%				
				Wyoming Total	158	43	27%				

Western Regional Graduate Program

The Western Regional Graduate Program (WRGP) is an exceptional educational resource for the West, allowing master's, graduate certificate, and Ph.D. students who are residents of the 15 participating states to enroll in 215 high-quality programs at 45 participating institutions and pay resident tuition.

In fall 2010 almost 700 students enrolled through WRGP and saved an estimated \$7.2 million dollars in tuition, and students saved an estimated average of \$10,587 each. Enrollment numbers for WRGP programs continue to increase, largely due to the fact that California residents are now eligible to enroll through WRGP, thanks to California State University East Bay's offering of two WRGP programs, effective fall 2009.

WRGP is a tuition-reciprocity arrangement similar to WUE; students can enroll directly in the program through WRGP and are not dependent upon the approval of their home state to participate because the student's home state does not provide funding for each individual student. This represents a tremendous opportunity for WICHE states to share distinctive programs (and the faculty who teach them) and build their workforce in a variety of disciplines, particularly healthcare.

If you know of a particular program that is interested in applying to participate in the WRGP network, have them contact the director of the Student Exchange Programs, so that we can assure direct notification when the request for proposals is released in fall 2012. Graduate deans, provosts, and chief academic officers at all public institutions and systems in the WICHE region will be notified of the deadline and process of submitting new programs. To be eligible for WRGP, programs that aren't related to health must be "distinctive," meaning they must be offered at no more than four institutions in the WICHE region (exclusive of California). Given the tremendous needs in the healthcare workforce, healthcare-related programs are not subject to the "distinctiveness" criteria, but must be of high quality. WICHE is particularly interested in Professional Science Masters (PSMs), healthcare fields not covered in PSEP, and graduate certificate programs in emerging fields. Visit www.wiche.edu/wrpg for more information.

"The University of Utah's College of Social Work has access to resources not available in my home state of Hawaii. Thanks to WICHE's WRGP, I can attend the school of my choice and earn an advanced degree in my field with an emphasis that is not currently available in my home state."

*- Paula, Hawaii resident, Class of 2014
University of Utah, PhD in Social Work*



Western Regional Graduate Program

Examples of Programs Available through WRGP

If a student's healthcare profession is not offered through PSEP, WRGP is an excellent option, offering 52 healthcare-related programs. They include a wide variety of graduate nursing degrees, public health, mental health and psychology, audiology and speech pathology, biomedical informatics, and more. WRGP also offers a post-professional doctorate in physical therapy, as well as a master's in dental hygiene to train future faculty members.

WRGP is also a tremendous resource for graduates looking for distinctive programs in business, education, liberal arts and the sciences that are highly-specialized and may not be available in the student's home state. The map below shows some examples of programs offered through WRGP.

An additional 30 new programs will be available through the WRGP network, effective fall 2011.



"I will soon graduate from the Master's of Science in Human Resources program at Utah State University. WICHE's Western Regional Graduate Program (WRGP) has allowed me to enroll in this excellent program; without it, I would not have been able to leave Oregon and attend USU because of financial restrictions. I am thankful that Oregon and Utah participate in WRGP, as it has allowed me to further my knowledge and education. Thank you for this wonderful opportunity and experience!"

*- Cari, Oregon resident, Class of 2010,
Utah State University,
Human Resource Management*

Western Regional Graduate Program

Table 8: Five-Year Enrollment Summary, New and Continuing Students, 2006-2010

State	2006		2007		2008		2009		2010	
	Received	Sent	Received	Sent	Received	Sent	Received	Sent	Received	Sent
Alaska (7)	12	35	12	27	13	22	17	23	10	25
Arizona (25)	35	36	38	36	33	32	56	41	121	46
California (2)	–	–	–	–	–	–	–	67	1	153
Colorado (62)	127	42	125	43	107	47	134	45	199	56
Hawaii (10)	23	12	30	20	24	10	36	13	41	16
Idaho (7)	35	54	2	44	8	36	8	37	7	48
Montana (10)	25	29	46	28	8	22	13	25	22	31
Nevada (6)	7	15	6	14	7	16	20	19	21	24
New Mexico (20)	35	21	27	26	36	24	38	34	41	44
North Dakota (7)	1	8	0	10	6	9	22	8	7	11
Oregon (8)	56	38	64	39	51	37	35	43	66	53
South Dakota (4)	6	13	5	23	5	6	5	8	4	9
Utah (28)	37	49	42	45	39	31	56	35	91	42
Washington (14)	55	68	53	69	44	79	57	84	44	97
Wyoming (5)	3	37	10	36	13	23	5	20	6	26
TOTAL (215)	457	457	460	460	394	394	502	502	681	681

From an administrator's perspective ...

In this time of extremely restricted funding to state institutions, WRGP has allowed our department to recruit outstanding candidates who might otherwise turn down admission because of nonresident tuition costs. WRGP allows us to offer significant tuition reduction awards to students who would otherwise not receive any financial support – without direct expense to our program or department.

*- Robyn Sandekian, Managing Director,
Mortenson Center in Engineering for Developing Communities,
University of Colorado at Boulder*

From a student's perspective ...

"Without reduced tuition through WRGP, I would probably not be able to afford the continuing education that has been a goal of mine. The University of Arizona is a recognized leader in the field of optics, and WRGP has allowed me to enroll in their program through distance learning while residing in New Mexico. Thanks to WRGP, I have the flexibility to travel for work while studying on the road. WRGP allows me to take advantage of these opportunities without missing class, which is essential in my education development."

*- Rudy, New Mexico resident, Class of 2012,
University of Arizona, College of Optical Sciences*

Western Undergraduate Exchange

The Western Undergraduate Exchange (WUE) is a regional tuition-reciprocity agreement that enables students from WICHE states to enroll in participating two- and four-year public institutions at 150 percent of the enrolling institution's resident tuition. WUE has been operating for almost 25 years and is the largest program of its kind in the nation. Since 1999, WUE has provided WICHE students and their parents discounts on more than 236,600 annual tuition bills – a benefit of a remarkable \$1.4 billion dollars in estimated tuition savings. The graph below shows the continued growth of the program over the past five years.

The program continues to grow: in 2010-11 some 26,700 WUE students saved \$210.8 million dollars in tuition costs. This year, WUE students saved an average of \$7,891. Table 10 on page 20 shows the number of WUE students received in and sent from each state over the last five years.

Students can choose from 145 participating WUE institutions. California State University's Monterey Bay is WUE's newest member, and will begin enrolling students through WUE in fall 2011. WICHE encourages nonparticipating institutions to consider joining the WUE network as a tool to meet their recruitment and enrollment goals.

Each state or institution controls its level of participation in WUE. Some states set limits on the total number of students admitted. Each state and institution

chooses which programs they wish to make available to WUE students, and under what conditions. In many cases, institutions have opened all of their programs on a space-available basis. In other cases, institutions have excluded some programs or have listed only specific programs that are open to WUE students.

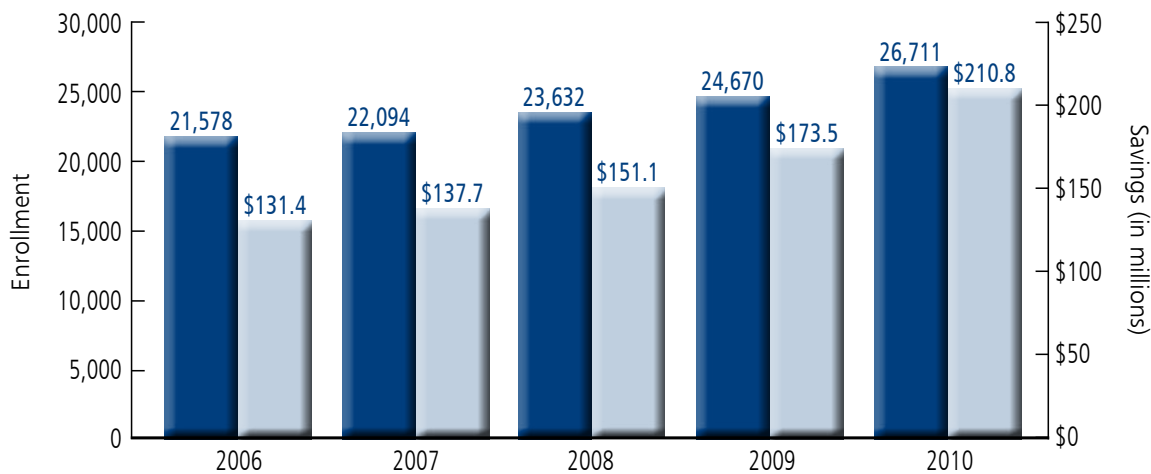
Detailed WUE enrollment reports are available on WICHE's website, and custom CIP code-based reports are also available by request to state higher education offices and enrollment planners of participating institutions. These reports show trends of where students using WUE from your state are enrolling, and which programs of study they are seeking, so that stakeholders can make WUE work best for their institutions and their state.

WUE from a student's perspective...

"I'm an Arizona resident and chose to enroll at New Mexico State University. NMSU was the ideal university for me because their animal science degree program best fits my goals. Since I was able to enroll through WICHE's Western Undergraduate Exchange, it was actually more affordable to go to school there. I am so appreciative of WUE – now I can pursue my dream career in the equine industry. Thank you!"

*- Hannah, Arizona resident, Class of 2012,
New Mexico State University, Las Cruces, Animal Sciences*

WUE Enrollment & Savings (in millions), 2006-2010



WUE from an administrator's perspective ...

The WUE program has been a wonderful boon to Cal State East Bay. It's allowed us to attract a very talented and diverse group of students from other Western states to our campus in California. This not only offers opportunities at a very affordable rate to those students who are joining us, but it also enriches the experience of our California residents studying here, by exposing them to perspectives and experiences different from their own.

*- Greg Smith, Associate Vice President
Planning, Enrollment Management, and Student Affairs,
California State University East Bay*

Western Undergraduate Exchange

Table 9: Fall 2010 Enrollment Summary, New and Continuing Students

State Of Attendance (Number of WUE Institutions)	State of Residence															Attendance Totals
	AK	AZ	CA	CO	HI	ID	MT	NV	NM	ND	OR	SD	UT	WA	WY	
Alaska (9)	–	29	143	46	20	25	19	19	8	6	54	4	30	134	9	546
Arizona (25)	223	–	2,061	437	272	75	36	349	195	5	144	30	211	258	25	4,321
California (9)	95	57	–	102	143	56	32	56	29	5	165	11	38	227	10	1,026
Colorado (22)	115	211	516	–	179	78	54	88	239	23	105	67	120	95	184	2,074
Hawaii (2)	46	70	1,070	136	–	25	17	43	21	9	103	12	18	264	4	1,838
Idaho (6)	212	42	310	60	28	–	160	130	10	7	379	12	46	1,376	35	2,807
Montana (12)	128	33	214	223	55	288	–	49	14	68	153	62	58	471	196	2,012
Nevada (7)	137	104	1,516	82	322	57	24	–	17	5	95	11	58	167	30	2,625
New Mexico (11)	35	158	252	69	20	8	12	31	–	0	30	12	9	69	10	715
North Dakota (11)	90	115	377	166	27	34	75	55	17	–	71	216	30	175	156	1,604
Oregon (5)	218	60	735	74	284	100	36	63	26	11	–	9	21	577	24	2,238
South Dakota (6)	37	77	157	233	13	17	109	22	9	199	23	–	10	81	420	1,407
Utah (9)	29	35	93	84	24	113	13	139	10	2	36	2	–	46	56	682
Washington (4)	149	21	152	53	107	186	73	33	14	3	194	2	21	–	20	1,028
Wyoming (9)	20	33	71	580	14	113	470	27	15	24	34	144	197	46	–	1,788
Two-Year (65)	123	130	562	640	172	205	557	259	144	45	134	164	486	436	105	4,162
Four-Year (82)	1,411	915	7,105	1,705	1,336	970	573	845	480	322	1,452	430	381	3,550	1,074	22,549
GRAND TOTAL (147)	1,534	1,045	7,667	2,345	1,508	1,175	1,130	1,104	624	367	1,586	594	867	3,986	1,179	26,711

For answers to all your questions about WUE, visit www.wiche.edu/askWICHE

Western Undergraduate Exchange

Table 10: Five-Year Enrollment Summary, New and Continuing Students, 2006 - 2010

State	2006		2007		2008		2009		2010	
	Rec'd	Sent	Rec'd	Sent	Rec'd	Sent	Rec'd	Sent	Rec'd	Sent
Alaska	464	1,664	446	1,610	499	1,680	534	1,631	546	1,534
Arizona	2,348	789	2,736	893	3,292	865	3,480	1,032	4,321	1,045
California	314	2,973	408	3,807	553	5,082	916	5,698	1,026	7,667
Colorado	1,507	2,496	1,486	2,632	1,562	2,491	1,734	2,457	2,074	2,345
Hawaii	2,083	1,363	2,050	1,403	1,998	1,442	1,968	1,455	1,838	1,508
Idaho	1,931	1,192	1,908	1,107	2,550	1,130	2,756	1,215	2,807	1,175
Montana	1,688	1,321	1,724	1,162	1,637	1,168	1,754	1,257	2,012	1,130
Nevada	2,946	864	2,726	874	2,737	944	2,955	1,084	2,625	1,104
New Mexico	197	654	402	671	460	668	581	610	715	624
North Dakota	1,386	462	1,408	402	1,437	357	1,466	361	1,604	367
Oregon	1,504	1,516	1,659	1,506	1,939	1,506	1,626	1,614	2,238	1,586
South Dakota	1,373	818	1,286	749	1,289	695	1,303	596	1,407	594
Utah	844	761	768	778	715	795	757	780	682	867
Washington	759	3,280	717	3,257	818	3,656	890	3,721	1,028	3,986
Wyoming	2,234	1,425	2,370	1,243	2,146	1,153	1,950	1,159	1,788	1,179
TOTAL	21,578	21,578	22,094	22,094	23,632	23,632	24,670	24,670	26,711	26,711

Note: University of Wyoming's WUE enrollment numbers are based on end of Fall data from the previous year.



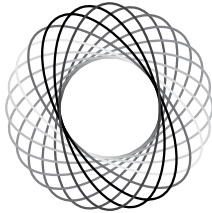
"WUE sparked my interest in high school. I opted for California State University, East Bay because I have family in the area. Out-of-state tuition is very expensive in California, and the reduced tuition was a relief for my parents who were putting multiple kids through college. As California budget cuts later increased, I saw fellow students struggle to pay out-of-state tuition because their home states weren't part of WUE. I am very grateful for the assistance. I've since graduated and am waiting to enroll in law school."

- Derya, Oregon resident, Class of 2010, California State University, East Bay, Political Science

Internet Course Exchange

WICHE Internet Course Exchange (ICE): The Next Generation of WICHE Student Exchange

The Internet Course Exchange (ICE) developed by the Western Interstate Commission for Higher Education (WICHE) is a robust administrative tool institutions can leverage to operate more efficiently and to advance strategic initiatives during these tight financial times. Through ICE, member institutions exchange seats in online courses to provide more selection to their students and give faculty the opportunity to collaborate with their colleagues at other institutions. Consider these scenarios:



- Your institution has a strong online program in a specialty area. But it is under-enrolled and you do not know if you can justify the expense. ICE allows you to export empty seats to other institutions and generate revenue.
- A vacancy on your faculty leaves you with a course that no one on campus is qualified to teach. ICE allows you to see if other institutions have vacant seats in online versions of the same course that you can import and make available to your students.
- There is pressing need in your region to develop and deliver a program to help professionals meet certification requirements. But new resources are scarce. ICE allows you to identify other institutions in the same situation, to pool faculty expertise, and to share the work and expense of developing a new online program. The resulting program is more robust because it garners enrollments across multiple institutions.
- Your institution's new strategic plan calls for creating an organization that is responsive to change and that better utilizes technology to expand and enhance its academic offerings. Rather than watching this vision fade while waiting for "a better day," ICE offers affordable opportunities to push forward.
- Your budget constraints necessitate cutting low enrollment programs. ICE allows you to import seats in courses from other institutions to meet your teach-out requirements.

While the possibilities for academic collaborations are infinite, the behind-the-scenes work necessary to make a consortium function are time consuming. Institutions that have launched such programs without utilizing ICE can attest to the countless hours spent wrangling the details of admission, registration, financial aid, fee payment, credit transfer and assorted issues. If not managed correctly, such details can be the undoing of an otherwise good academic

collaboration. Oftentimes students suffer because institutions cannot get their processes to align. Fortunately, ICE offers a robust administrative solution.

ICE is a comprehensive model and set of tools for institutions looking to expand online offerings through collaboration. WICHE has already negotiated the necessary framework to facilitate exchanges. ICE includes:

- A database that displays detailed information about individual online courses and the number of seats in them available for exchange.
- Support for entire academic programs that are jointly developed and delivered by institutions to fulfill common curricular needs.
- Detailed policies that ensure smooth handling of important administrative issues (admission, registration, financial aid, and student fee collection).
- Contacts at each participating institution who facilitate the exchange of course seats, answer questions, and act as liaisons.
- A forum for jointly addressing common educational needs.

All participating institutions must be regionally accredited and can be either two-year or four-year schools. Systems and consortia whose member institutions meet the same criteria may also belong. As members, all pay annual dues and choose to participate in one or all **three types of exchanges**: seat exchange, course exchange, and program exchange. They can be a Teaching Institution (TI) or an Enrolling Institution (EI), or both.

As colleges and universities offer courses and programs to students at WICHE ICE member institutions, students benefit from richer, more specialized and relevant course and program options; faculty enjoy teaching more courses in their areas of specialization; advisors are able to counsel students and articulate courses for quality and transferability before students enroll in them; and institutions make wiser uses of their limited resources.

For more information about ICE and how your institution can participate, visit www.wiche.edu/ice.





"I am so thankful for the Western Regional Graduate Program that allows me to pay in-state tuition as an Idaho resident while attending graduate school at USU. It has made a significant difference in my life and has enabled me to focus on learning and developing skills that will increase my competitiveness in the job market, rather than worrying about how to pay for tuition. I really appreciate the assistance and will be forever grateful!"

*- Leah, Idaho resident, Class of 2012
Utah State University, Human Resource Management*



"The cost of education is a formidable obstacle to anyone desiring to enter veterinary medicine, and the cost for nonresident students is almost double. I was accepted at several veterinary schools, but without WICHE PSEP support, I would have had to refuse the offers. WICHE support makes the costs manageable, and has allowed me to embark on my dream. I am now enrolled at Washington State

University College of Veterinary Medicine, and am thoroughly enjoying the curriculum as I prepare to serve my home state of Utah."

*- David, Utah resident, Class of 2013,
Washington State University, College of Veterinary Medicine*


The fifteen member states of the Western Interstate Commission for Higher Education (WICHE) work collaboratively to expand educational access and excellence for all citizens of the West.

By promoting innovation, cooperation, resource sharing, and sound public policy among states and institutions, WICHE strengthens higher education's contributions to the region's social, economic, and civic life.

Member states are Alaska, Arizona, California, Colorado, Hawaii, Idaho, Montana, Nevada, New Mexico, North Dakota, Oregon, South Dakota, Utah, Washington, and Wyoming.

Western Interstate Commission for Higher Education
3035 Center Green Drive, Suite 200
Boulder, Colorado 80301-2204
Tel.: 303.541.0214
www.wiche.edu
January 2011

01-02-00-5400:PP:1.2M:2A371C



Western Interstate Commission for Higher Education

"I am so appreciative of my chance to enroll through WICHE's PSEP to achieve my degree in veterinary medicine. The program played a crucial role in making my dream of becoming a veterinarian possible; it allows me to focus on my education instead of the high financial costs. Continued support of PSEP will allow many talented students to pursue their career goals and produce dedicated professionals in critical fields that Wyoming and the other WICHE states need. Thank you to WICHE and Wyoming for giving me this opportunity!"



- Amanda, Wyoming resident, Class of 2011, Colorado State University College of Veterinary Medicine



"The WUE program was the best thing that has happened to me! It opened doors to opportunities to go away for college outside of my home state of Hawaii. I never thought I'd be able to study out-of-state, due to my financial situation. WUE gave me opportunity to grow as a teen into a competent and independent adult with a college degree. WUE is a life-changer for anyone who wants to go away for college and grow as a person."

*- Cal, Hawaii resident, Class of 2014,
California State University East Bay,
Biology/Environmental Sciences*