

## 2022-23 ACADEMIC YEAR

**\$25.69M**  
**TOTAL SAVED**

by Hawai'i students  
in AY 2022 through WICHE  
Student Access Programs

**\$23.82M**  
**SAVED**  
through WUE  
AY 2022

**\$633,185**  
**SAVED**  
through WRGP  
AY 2022

**\$1.23M**  
**SAVED**  
through PSEP  
AY 2022

## WESTERN UNDERGRADUATE EXCHANGE



Saves **UNDERGRADUATE** students on out-of-state tuition. They pay no more than 150% of in-state tuition at partner institutions across the West.

Top out-of-state WUE schools for Hawai'i undergraduate students:

- ▶ **University of Nevada Las Vegas (476)**
- ▶ **Northern Arizona University (214)**
- ▶ **Washington State University (137)**

Top Hawai'i WUE schools for out-of-state undergraduate students:

- ▶ **University of Hawai'i at Mānoa (3,262)**
- ▶ **University of Hawai'i at Hilo (396)**
- ▶ **University of Hawai'i-West O'ahu (11)**

## WESTERN REGIONAL GRADUATE PROGRAM



Saves students on out-of-state **GRADUATE** certificate, master's, and doctoral programs. They pay no more than 150% of in-state tuition at partner institutions across the West.

Top out-of-state WRGP schools for Hawai'i graduate students:

- ▶ **University of Arizona (7)**
- ▶ **University of Northern Colorado (4)**
- ▶ **University of Colorado Denver (4)**

Top Hawai'i WRGP schools for out-of-state graduate students:

- ▶ **University of Hawai'i at Mānoa (368)**
- ▶ **University of Hawai'i at Hilo (21)**

## PROFESSIONAL STUDENT EXCHANGE PROGRAM



Helps students pursuing careers in **10 HEALTH FIELDS**. They can enroll in programs in the WICHE region and receive substantial tuition support from their home state/territory.

**53 Hawai'i students paid reduced tuition** for healthcare studies not offered by public institutions in their home state.

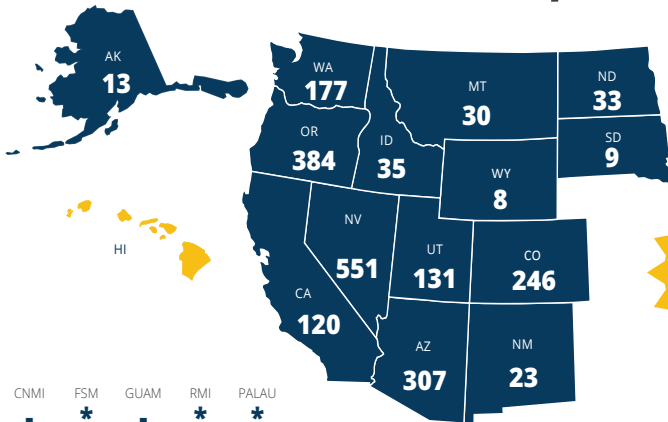
**62% of Hawai'i's PSEP graduates returned home to practice** (2012–21). Students are contractually required to return.

**Hawai'i institutions and their local economies benefit, too.** This year, 2 PSEP students enrolled in programs located in Hawai'i. Institutions received \$68,350 in support fees to reduce the students' tuition costs.

# 1,851% ROI gained on Hawai'i's WICHE membership dues (\$159,000/FY 2023)

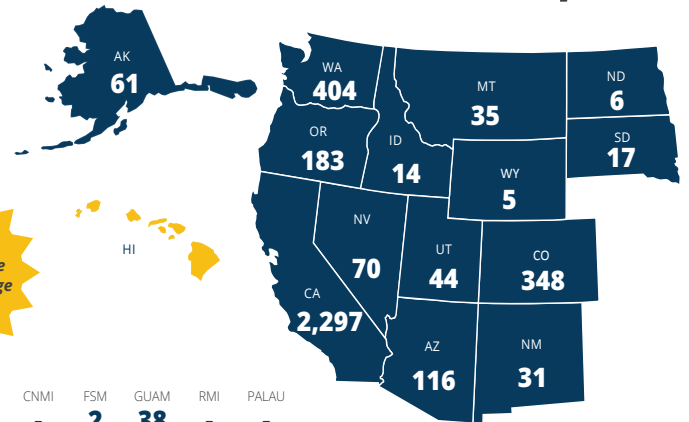
## WUE

WUE STUDENTS **FROM** HAWAII: **2,067**



\* Currently do not have any participating WUE schools.

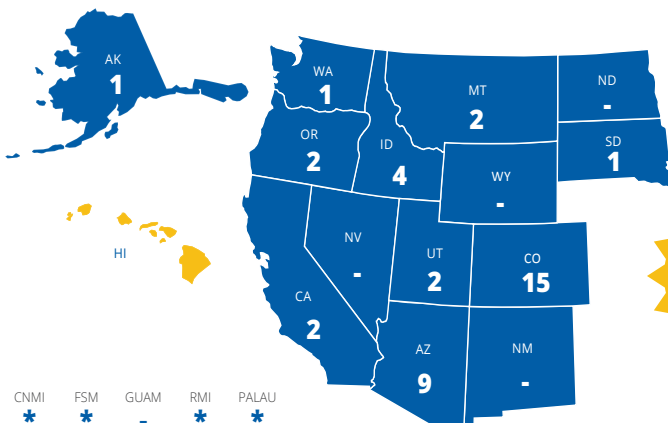
WUE STUDENTS **TO** HAWAII: **3,671**



3,671 WUE students chose to attend college in Hawai'i

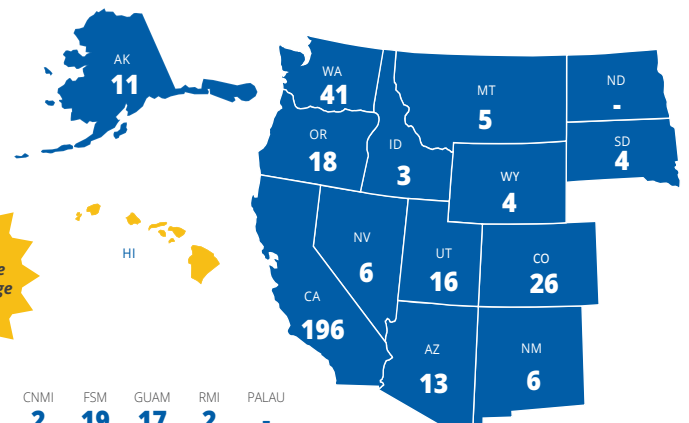
## WRGP

WRGP STUDENTS **FROM** HAWAII: **39**



\* Currently do not have any participating WRGP schools.

WRGP STUDENTS **TO** HAWAII: **389**



389 WRGP students chose to attend college in Hawai'i

## PSEP

FIELD	STUDENTS ENROLLED	SUPPORT FEES PAID
Dentistry	9	\$267,167
Occupational Therapy	5	\$69,883
Optometry	12	\$236,400
Physical Therapy	13	\$214,500
Veterinary Medicine	14	\$440,700
<b>TOTAL</b>	<b>53</b>	<b>\$1,228,650</b>

PSEP students from Hawai'i saved \$1,228,650 in tuition ↗

## WHAT STUDENTS ARE SAYING



*"I am extremely grateful for the opportunity PSEP has given me to further my education and career goals. Once I graduate, I plan on returning home to O'ahu and serving my community as a physical therapist. Thanks to PSEP and the State of Hawai'i, I'll have less of a financial burden when I graduate."*

**CHRISTINA** Hawai'i resident, Physical Therapy, Pacific University

## Regional collaboration



WICHE brings together senior academic leaders to foster dialogue about issues facing individual institutions through its leadership and professional development networks.

### WESTERN ALLIANCE OF COMMUNITY COLLEGE ACADEMIC LEADERS – 2-YEAR INSTITUTIONS

- ▶ Hawai'i Community College
- ▶ Honolulu Community College
- ▶ Kapi'olani Community College
- ▶ Kaua'i Community College
- ▶ Leeward Community College
- ▶ University of Hawai'i Maui College
- ▶ University of Hawai'i System
- ▶ Windward Community College

Della Teraoka, University of Hawai'i System, is a member of the Alliance executive committee.

### WESTERN ACADEMIC LEADERSHIP FORUM – 4-YEAR INSTITUTIONS

- ▶ University of Hawai'i System
- ▶ University of Hawai'i at Hilo
- ▶ University of Hawai'i at Mānoa
- ▶ University of Hawai'i, West O'ahu

Debora Halbert, University of Hawai'i System, is a member of the Alliance executive committee.

**WESTERN ACADEMIC LEADERSHIP ACADEMY** is a year-long professional development program for academic leaders aspiring to become chief academic officers in the WICHE region. Two cohort members from Hawai'i institutions have participated in the Academy since its inception in 2015.

**INTERSTATE PASSPORT**<sup>®</sup> is a national network of institutions that simplifies the transfer process, as well as saves students time and money as they successfully complete their degree. Network members include:

- ▶ Chaminade University of Honolulu
- ▶ Hawai'i Community College
- ▶ Honolulu Community College
- ▶ Kapi'olani Community College
- ▶ Kaua'i Community College
- ▶ Leeward Community College
- ▶ University of Hawai'i Maui College
- ▶ University of Hawai'i at Hilo
- ▶ University of Hawai'i at Mānoa
- ▶ University of Hawai'i West O'ahu
- ▶ Windward Community College

Hawai'i participates in the **STATE AUTHORIZATION RECIPROCITY AGREEMENT (SARA)** through WICHE. This voluntary agreement provides reciprocity for the state authorization of distance education. WICHE Commissioners have been strong advocates for protecting the state voice in important governance decisions affecting this agreement and staff continue to support participating states and improving student protections while bolstering access.



## Optimal behavioral healthcare

The WICHE Behavioral Health Program (BHP) continues to assist the State of Hawai'i in the operation and continuous accreditation of its psychology internship consortium. A primary goal of the internship is to increase the number of psychologists in Hawai'i and build the state's behavioral health workforce. Three Hawai'i state agencies – the Department of Education, Department of Health, and Department of Public Safety – provide funding to support the WICHE BHP's ongoing development and operations of the **HAWAII PSYCHOLOGY INTERNSHIP PROGRAM (HI-PIC)**.

The Hawai'i Department of Education also contracts with the WICHE BHP to provide recruitment and contracting of Clinical Psychologists to ensure all program requirements for supervision and support of staff, students, and program fidelity are maintained for **WEST HAWAII SCHOOL BASED BEHAVIORAL HEALTH (WH-SBBH)** program. The WH-SBBH program has historically faced significant challenges recruiting and retaining professionals for service provision because of the rural and workforce challenges that leave WH-SBBH without the needed professional credentials to supervise and train new SBBH personnel.

**TOGETHER WITH VETERANS (TWV) – RURAL VETERAN SUICIDE PREVENTION PROGRAM** is a national program that enlists rural Veterans and local partners to join forces to reduce Veteran suicide in their own communities. Funded by the U.S. Department of Veterans Affairs and administered by the WICHE BHP, TWV provides communities with individualized coaching, tools, training, technical assistance, and resources to implement the program in their own communities. The BHP supports 35 rural communities as far east as New Hampshire and as far west as Guam, and of those, supports 11 rural communities in the WICHE region. The TWV Program has one site in Hawai'i, and has served nearly 700 rural veterans.

## Sound public policy



***KNOCKING AT THE COLLEGE DOOR*** is the leading U.S. resource for projections of college-ready students. *Knocking*, which includes a quadrennial publication with additional analysis, is essential for postsecondary policymakers, planning and workforce efforts, and economic development. Visit [knocking.wiche.edu](http://knocking.wiche.edu) to access reports, interactive dashboards, webinars, presentations, as well as state-level data.

**DATA RESOURCES** WICHE offers curated data and policy resources to support better-informed decision-making. WICHE's research projects and collaborations cover postsecondary completion, health workforce development, behavioral health in postsecondary education, open educational resources (OER), state finance, prior learning assessment, and more.

- ▶ **Tuition and Fees in the West** includes tuition, fees, and enrollment data about 350+ public institutions in the West.
- ▶ **Benchmarks: WICHE Region** presents information on the West's progress in improving access to, success in, and financing of higher education.
- ▶ Data on over 35 indicators in WICHE's **Regional Fact Book for Higher Education in the West**.

## Innovative solutions



**WCET - THE WICHE COOPERATIVE FOR EDUCATIONAL TECHNOLOGIES** is the leader in the practice, policy, and advocacy of technology-enhanced learning in higher education. Its growing membership includes institutions, higher education agencies and systems, nonprofit organizations, government agencies, and corporations in all U.S. states and several Canadian provinces. WCET members include:

- ▶ Kapi'olani Community College
- ▶ Leeward Community College
- ▶ University of Hawai'i System
- ▶ University of Hawai'i - West O'ahu

Gloria Niles, University of Hawai'i System, serves on the WCET Steering Committee.

WICHE has convened the **OERWEST NETWORK**, which is part of a nationwide collaborative to scale the development and adoption of free course materials. Open educational resources (OER) have shown promise in improving student outcomes, particularly for poverty-affected students, for whom the high cost of textbooks can be a barrier to postsecondary success.

## HAWAII COMMISSIONERS



### DAVID LASSNER

WICHE Immediate  
Past Chair, President,  
University of Hawai'i



### JOHN MORTON

Vice President Emeritus,  
University of Hawai'i  
Community Colleges



### COLLEEN SATHRE

Vice President Emeritus,  
Policy and Planning,  
University of Hawai'i

## LEGISLATIVE ADVISORY COMMITTEE

### Michelle Kidani

Senator, Hawai'i State Legislature

### Donna Mercado Kim

Senator, Hawai'i State Legislature

### Gregg Takayama

Representative, Hawai'i State Legislature